



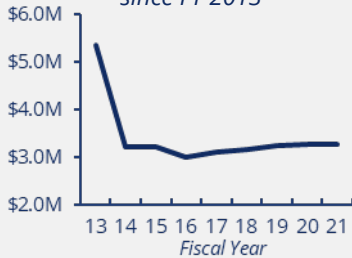
Office of the Assistant Secretary for
Preparedness & Response

**HOSPITAL
PREPAREDNESS
PROGRAM**

COLORADO

HPP FUNDING

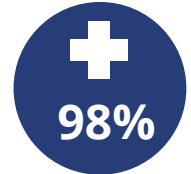
39% decrease in funding
since FY 2013



HIGHLIGHTS

- Colorado (CO) uses HPP funding to build and maintain a strong emergency preparedness and response foundation for the state's 5.8 million residents.
- CO created a combined hospital transfer center with health care facilities and its emergency medical services division. The state plans to use this as a model to develop a similar entity for its pediatric centers to prevent bottlenecks for these limited resources moving forward.

**HCC CORE
MEMBER
PARTICIPATION**



of acute care hospitals



of emergency medical services



of public health agencies



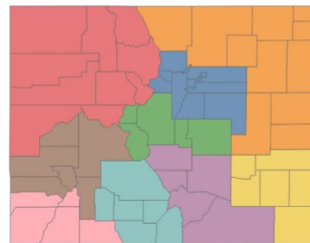
of emergency management agencies

SPOTLIGHT ON RESPONSE

In March of 2021, the North Central Region Healthcare Coalition's (NCR HCC's) disaster mental health group coordinated the regional response to an active shooter event at a grocery store. The coordination focused on resource sharing, situational awareness, and long-term planning for recovery in support of the city and county of Boulder, mental health partners, the community mental health center, and victim advocates. The response was guided by the new behavioral health (BH) response plan initiated by NCR HCC BH partners.

COVID-19 RESPONSE

- CO HCCs use weekly information sharing and situational awareness meetings, as well as qualitative data-sharing through member organizations, to build greater understanding of the impact of health and medical response decisions.
- Colorado activated [crisis standards of care](#) statewide to outline how the medical community should allocate scarce resources to help hospitals implement staffing solutions to best meet the increasing medical needs of their communities.



9

Health Care Coalitions

OTHER ASPR HEALTH CARE READINESS PROGRAMS & ACTIVITIES

1 Regional Ebola and Other Special Pathogen Treatment Center

2 Special Pathogen Treatment Centers

1 Regional Disaster Health Response System Demonstration Site

FY20 end-of-year data, HCC count, and map as of 6/30/2021. Participation rate equals # of HCC member organizations divided by the total # of organizations in CO.