

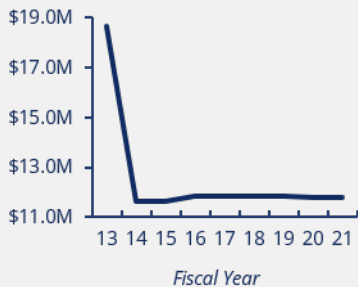


HOSPITAL PREPAREDNESS PROGRAM

FLORIDA

HPP FUNDING

**37% decrease in funding**  
since FY 2013



HIGHLIGHTS

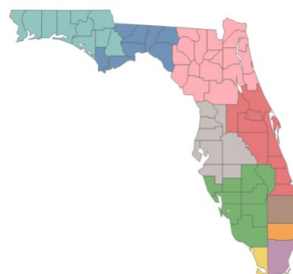
- Florida (FL) uses HPP funding to build and expand its preparedness and response network to support its nearly 22 million residents.
- The FL Department of Health supported deployment of the Florida Emergency Mortuary Operations Response System (FEMORS) to assist in post-mortem identification through DNA deep tissue extraction and analysis after the Surfside condo collapse.
- FL also developed sustainment strategies to become autonomous partners with state Emergency Support Function 8.

SPOTLIGHT ON RESPONSE

A health care coalition member at Baptist Hospital in Region 3 of the state has developed a COVID-19 predictive analytics dashboard that features real-time updates of patient volumes, equipment and supply needs, and bed capacity. The dashboard has allowed care teams to consistently innovate in the face of unprecedented challenges by using analytics to make better, faster decisions. This innovation has allowed hospitals to better prepare for and handle patient surge, leading to an increase in resources and patient care.

COVID-19 RESPONSE

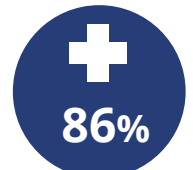
- Central Florida Disaster Medical Coalition deployed 13 portable morgues to assist hospitals that were overburdened by the number of COVID-19-related fatalities in the central FL area.
- FEMORS deployed medical examiners to Broward and Miami-Dade counties to review and validate COVID-19 deaths, as medical examiners at the local level became overwhelmed by the high number of fatalities.
- FL received 300 ventilators from the Strategic National Stockpile (SNS). 201 ventilators from the SNS were deployed to health care facilities throughout the state, and an additional 204 ventilators were deployed from the state cache.



10

Health Care Coalitions

HCC CORE MEMBER PARTICIPATION



of acute care hospitals



of emergency medical services



of public health agencies



of emergency management agencies

FY20 end-of-year data and HCC count as of 6/30/2021. Participation rate equals # of HCC member organizations divided by the total # of organizations in FL.