



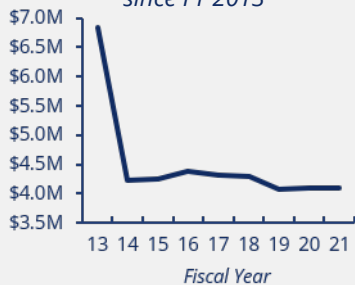
Office of the Assistant Secretary for
Preparedness & Response

**HOSPITAL
PREPAREDNESS
PROGRAM**

MASSACHUSETTS

HPP FUNDING

40% decrease in funding
since FY 2013



HPP HIGHLIGHTS

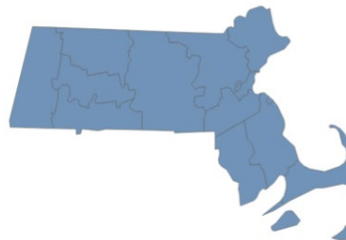
- Massachusetts (MA) uses HPP funding to build and maintain an emergency preparedness and response foundation for the state's 7 million residents.
- The MA Department of Public Health (MDPH) supported information sharing, coordinated resources, and managed requests for volunteers in collaboration with MA Health Care Coalition stakeholders.
- MDPH continues to support surge planning with hospitals and other stakeholders, adding annexes for pediatric and infectious disease surge to the base patient coordination plan.

HPP SPOTLIGHT ON RESPONSE

The MDPH worked with sub-coalitions to create a tiered load-balancing structure to support acute care facilities during surges. Depending on the tier a hospital region was in, MDPH would set a cadence of calls with facility senior administrators to communicate real-time facility needs and bed availability for patient movement. This system connected health care facilities across the state with the resources and support needed to overcome current and future surge responses.

COVID-19 RESPONSE

- The MDPH expanded the number and type of stakeholders on their data collection platform, expanded use of data systems and software, and automated many reporting steps to ensure data accuracy.
- The MDPH continues to work with the MA Health Care Coalition and sub-coalitions to coordinate resource requests following the local, regional, and state path.
- MDPH continues to work with hospitals in the Commonwealth to build resilience around personal protective equipment and workforce shortages.



1

Health Care Coalition

OTHER ASPR HEALTH CARE READINESS PROGRAMS & ACTIVITIES

1

Regional Ebola and Other Special Pathogen Treatment Center


2

Special Pathogen Treatment Centers

1

Regional Disaster Health Response System Demonstration Site

HCC CORE MEMBER PARTICIPATION



of acute care hospitals



of emergency medical services



of public health agencies



of emergency management agencies

FY20 end-of-year data, HCC count, and map as of 6/30/2021. Participation rate equals # of HCC member organizations divided by the total # of organizations in MA.