

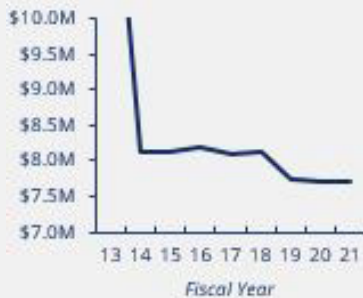


HOSPITAL PREPAREDNESS PROGRAM

PENNSYLVANIA

HPP FUNDING

40% decrease in funding
since FY 2013



HIGHLIGHTS

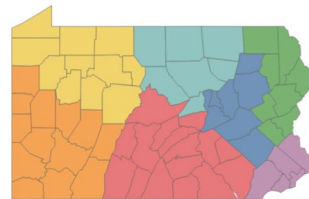
- Pennsylvania uses HPP funding to build and maintain a strong emergency preparedness and response foundation for the state's 13 million residents.
- Pennsylvania health care coalitions (HCCs) increased efficiency by transitioning from a location-based, geographic zone representation to a committee-based approach.
- The Bureau of Public Health Preparedness in the Pennsylvania Department of Health (DOH) identified new outreach efforts for acute and long-term care facilities through surveillance and data gathering.

SPOTLIGHT ON PREPAREDNESS

Given a recent surge in hospitalizations of pediatric COVID-19 patients, Pennsylvania HCCs worked with regional health care partners to form a statewide Pediatric Surge Plan. This plan adjusts normal patient transfer patterns by load sharing pediatric patients to facilities with sufficient capacity, successfully mitigating surge in pediatric specialty care hospitals. The plan has already been in use for several months and is proving effective by triaging and redirecting lower acuity patients to facilities that maintain a pediatric capability.

COVID 19 RESPONSE

- A multi-disciplinary task force at the Pennsylvania DOH meets daily to discuss COVID-19 testing, logistical matters, and staffing needs at long-term care facilities.
- The Pennsylvania Bureau of Public Health Preparedness, emergency medical services agencies, and licensure professionals meet weekly to review surge in facilities and regions and identify opportunities for improvements.
- The Pennsylvania DOH, in concert with coalition leadership and internal stakeholders, initiated weekly health care facility conference calls for coalition members to engage with and learn about the most recent state clinical and operational guidance.



7

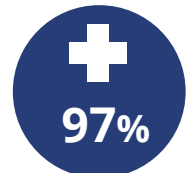
Health Care Coalitions

OTHER ASPR HEALTH CARE READINESS PROGRAMS AND ACTIVITIES

8

Special Pathogen Treatment Centers

HCC CORE MEMBER PARTICIPATION



of acute care hospitals



of emergency medical services



of public health agencies



of emergency management agencies

FY20 end-of-year data and HCC count as of 6/30/2021. Participation rate equals # of HCC member organizations divided by the total # of organizations in PA.