

## HIGHLIGHTS OF PRESCRIBING INFORMATION

These highlights do not include all the information needed to use DUPIXENT safely and effectively. See full prescribing information for DUPIXENT.

**DUPIXENT® (dupilumab) injection, for subcutaneous use**  
**Initial U.S. Approval: 2017**

### INDICATIONS AND USAGE

DUPIXENT is an interleukin-4 receptor alpha antagonist indicated for the treatment of adult patients with moderate-to-severe atopic dermatitis whose disease is not adequately controlled with topical prescription therapies or when those therapies are not advisable. DUPIXENT can be used with or without topical corticosteroids. (1)

### DOSAGE AND ADMINISTRATION

- Administer by subcutaneous injection. (2.1)
- The recommended dose is an initial dose of 600 mg (two 300 mg injections in different injection sites), followed by 300 mg given every other week. (2.1)

### DOSAGE FORMS AND STRENGTHS

- Injection: 300 mg/2 mL solution in a single-dose pre-filled syringe with needle shield (3)
- Injection: 300 mg/2 mL solution in a single-dose pre-filled syringe (3)

### CONTRAINDICATIONS

Known hypersensitivity to DUPIXENT or any of its excipients. (4)

### WARNINGS AND PRECAUTIONS

- Hypersensitivity:** If a systemic hypersensitivity reaction occurs, discontinue DUPIXENT immediately and initiate appropriate therapy. (5.1)
- Conjunctivitis and Keratitis:** Patients should report new onset or worsening eye symptoms to their healthcare provider. (5.2)
- Comorbid Asthma:** Advise patients with comorbid asthma not to adjust or stop their asthma treatment without consultation with their physicians. (5.3)

### ADVERSE REACTIONS

Most common adverse reactions (incidence  $\geq 1\%$ ) are injection site reactions, conjunctivitis, blepharitis, oral herpes, keratitis, eye pruritus, other herpes simplex virus infection, and dry eye. (6.1)

To report SUSPECTED ADVERSE REACTIONS, contact Regeneron at 1-855-395-3248 or FDA at 1-800-FDA-1088 or [www.fda.gov/medwatch](http://www.fda.gov/medwatch).

### DRUG INTERACTIONS

*Live Vaccines:* Avoid use of live vaccines with DUPIXENT. (7.1)

See 17 for PATIENT COUNSELING INFORMATION and FDA-approved patient labeling.

Revised: 3/2017

## FULL PRESCRIBING INFORMATION: CONTENTS\*

<b>1</b>	<b>INDICATIONS AND USAGE</b>	
<b>2</b>	<b>DOSAGE AND ADMINISTRATION</b>	
2.1	Dosage	
2.2	Important Administration Instructions	
2.3	Preparation for Use of DUPIXENT Pre-filled Syringe With or Without Needle Shield	
<b>3</b>	<b>DOSAGE FORMS AND STRENGTHS</b>	
<b>4</b>	<b>CONTRAINDICATIONS</b>	
<b>5</b>	<b>WARNINGS AND PRECAUTIONS</b>	
5.1	Hypersensitivity	
5.2	Conjunctivitis and Keratitis	
5.3	Comorbid Asthma	
5.4	Parasitic (Helminth) Infections	
<b>6</b>	<b>ADVERSE REACTIONS</b>	
6.1	Clinical Trials Experience	
6.2	Immunogenicity	
<b>7</b>	<b>DRUG INTERACTIONS</b>	
7.1	Live Vaccines	
7.2	Non-Live Vaccines	
7.3	Interactions with CYP450 Substrates	
<b>8</b>	<b>USE IN SPECIFIC POPULATIONS</b>	
		8.1 Pregnancy
		8.2 Lactation
		8.4 Pediatric Use
		8.5 Geriatric Use
<b>10</b>	<b>OVERDOSE</b>	
<b>11</b>	<b>DESCRIPTION</b>	
<b>12</b>	<b>CLINICAL PHARMACOLOGY</b>	
12.1	Mechanism of Action	
12.2	Pharmacodynamics	
12.3	Pharmacokinetics	
<b>13</b>	<b>NONCLINICAL TOXICOLOGY</b>	
13.1	Carcinogenesis, Mutagenesis, Impairment of Fertility	
<b>14</b>	<b>CLINICAL STUDIES</b>	
<b>16</b>	<b>HOW SUPPLIED/STORAGE AND HANDLING</b>	
16.1	How Supplied	
16.2	Storage and Handling	
<b>17</b>	<b>PATIENT COUNSELING INFORMATION</b>	

\*Sections or subsections omitted from the full prescribing information are not listed

## FULL PRESCRIBING INFORMATION

### 1 INDICATIONS AND USAGE

DUPIXENT is indicated for the treatment of adult patients with moderate-to-severe atopic dermatitis whose disease is not adequately controlled with topical prescription therapies or when those therapies are not advisable. DUPIXENT can be used with or without topical corticosteroids.

### 2 DOSAGE AND ADMINISTRATION

#### 2.1 Dosage

DUPIXENT is administered by subcutaneous injection.

The recommended dose of DUPIXENT for adult patients is an initial dose of 600 mg (two 300 mg injections), followed by 300 mg given every other week.

DUPIXENT can be used with or without topical corticosteroids. Topical calcineurin inhibitors may be used, but should be reserved for problem areas only, such as the face, neck, intertriginous and genital areas.

If a dose is missed, instruct the patient to administer the injection within 7 days from the missed dose and then resume the patient's original schedule. If the missed dose is not administered within 7 days, instruct the patient to wait until the next dose on the original schedule.

#### 2.2 Important Administration Instructions

DUPIXENT is intended for use under the guidance of a healthcare provider. A patient may self-inject DUPIXENT after training in subcutaneous injection technique using the pre-filled syringe. Provide proper training to patients and/or caregivers on the preparation and administration of DUPIXENT prior to use according to the "Instructions for Use".

For the initial 600 mg dose, administer each of the two DUPIXENT 300 mg injections at different injection sites.

Administer subcutaneous injection into the thigh or abdomen, except for the 2 inches (5 cm) around the navel. The upper arm can also be used if a caregiver administers the injection.

Rotate the injection site with each injection. DO NOT inject DUPIXENT into skin that is tender, damaged, bruised, or scarred.

There are two presentations for DUPIXENT (i.e., pre-filled syringe with or without needle shield). The DUPIXENT "Instructions for Use" for each presentation contains more detailed instructions on the preparation and administration of DUPIXENT [*see Instructions for Use*].

#### 2.3 Preparation for Use of DUPIXENT Pre-filled Syringe With or Without Needle Shield

Before injection, remove DUPIXENT pre-filled syringe from the refrigerator and allow DUPIXENT to reach room temperature (45 minutes) without removing the needle cap.

Inspect DUPIXENT visually for particulate matter and discoloration prior to administration. DUPIXENT is a clear to slightly opalescent, colorless to pale yellow solution. Do not use if the liquid contains visible particulate matter, is discolored or cloudy (other than clear to slightly opalescent, colorless to pale yellow). DUPIXENT does not contain preservatives; therefore, discard any unused product remaining in the pre-filled syringe.

### **3 DOSAGE FORMS AND STRENGTHS**

DUPIXENT is a clear to slightly opalescent, colorless to pale yellow solution available as:

- Injection: 300 mg/2 mL in a single-dose pre-filled syringe with needle shield
- Injection: 300 mg/2 mL in a single-dose pre-filled syringe

### **4 CONTRAINDICATIONS**

DUPIXENT is contraindicated in patients who have known hypersensitivity to dupilumab or any of its excipients [see *Warnings and Precautions (5.1)*].

### **5 WARNINGS AND PRECAUTIONS**

#### **5.1 Hypersensitivity**

Hypersensitivity reactions, including generalized urticaria and serum sickness or serum sickness-like reactions, were reported in less than 1% of subjects who received DUPIXENT in clinical trials. Two subjects experienced serum sickness or serum sickness-like reactions that were associated with high titers of antibodies to dupilumab [see *Adverse Reactions (6.2)*]. If a clinically significant hypersensitivity reaction occurs, institute appropriate therapy and discontinue DUPIXENT [see *Adverse Reactions (6.1, 6.2)*].

#### **5.2 Conjunctivitis and Keratitis**

Conjunctivitis and keratitis occurred more frequently in subjects who received DUPIXENT. Conjunctivitis was the most frequently reported eye disorder. Most subjects with conjunctivitis recovered or were recovering during the treatment period [see *Adverse Reactions (6.1)*].

Keratitis was reported in <1% of the DUPIXENT group (1 per 100 subject-years) and in 0% of the placebo group (0 per 100 subject-years) in the 16-week monotherapy trials. In the 52-week DUPIXENT + topical corticosteroids (TCS) trial, keratitis was reported in 4% of the DUPIXENT + TCS group (12 per 100 subject-years) and in 0% of the placebo + TCS group (0 per 100 subject-years). Most subjects with keratitis recovered or were recovering during the treatment period [see *Adverse Reactions (6.1)*].

Advise patients to report new onset or worsening eye symptoms to their healthcare provider.

#### **5.3 Comorbid Asthma**

Safety and efficacy of DUPIXENT have not been established in the treatment of asthma. Advise patients with comorbid asthma not to adjust or stop their asthma treatments without consultation with their physicians.

## 5.4 Parasitic (Helminth) Infections

Patients with known helminth infections were excluded from participation in clinical studies. It is unknown if DUPIXENT will influence the immune response against helminth infections.

## 6 ADVERSE REACTIONS

The following adverse reactions are discussed in greater detail elsewhere in the labeling:

- Hypersensitivity [*see Warnings and Precautions (5.1)*]
- Conjunctivitis and Keratitis [*see Warnings and Precautions (5.2)*]

### 6.1 Clinical Trials Experience

Because clinical trials are conducted under widely varying conditions, adverse reaction rates observed in the clinical trials of a drug cannot be directly compared to rates in the clinical trials of another drug and may not reflect the rates observed in practice.

Three randomized, double-blind, placebo-controlled, multicenter trials (Trials 1, 2, and 3) and one dose-ranging trial (Trial 4) evaluated the safety of DUPIXENT in subjects with moderate-to-severe atopic dermatitis. The safety population had a mean age of 38 years; 41% of subjects were female, 67% were white, 24% were Asian, and 6% were black; in terms of comorbid conditions, 48% of the subjects had asthma, 49% had allergic rhinitis, 37% had food allergy, and 27% had allergic conjunctivitis. In these 4 trials, 1472 subjects were treated with subcutaneous injections of DUPIXENT, with or without concomitant topical corticosteroids (TCS).

A total of 739 subjects were treated with DUPIXENT for at least 1 year in the development program for moderate-to-severe atopic dermatitis.

Trials 1, 2, and 4 compared the safety of DUPIXENT monotherapy to placebo through Week 16. Trial 3 compared the safety of DUPIXENT + TCS to placebo + TCS through Week 52.

#### Weeks 0 to 16 (Trials 1 to 4):

In DUPIXENT monotherapy trials (Trials 1, 2, and 4) through Week 16, the proportion of subjects who discontinued treatment because of adverse events was 1.9% in both the DUPIXENT 300 mg Q2W and placebo groups.

Table 1 summarizes the adverse reactions that occurred at a rate of at least 1% in the DUPIXENT 300 mg Q2W monotherapy groups, and in the DUPIXENT + TCS group, all at a higher rate than in their respective comparator groups during the first 16 weeks of treatment.

**Table 1: Adverse Reactions Occurring in  $\geq 1\%$  of the DUPIXENT Monotherapy Group or the DUPIXENT + TCS Group in the Atopic Dermatitis Trials through Week 16**

Adverse Reaction	DUPIXENT Monotherapy <sup>a</sup>		DUPIXENT + TCS <sup>b</sup>	
	DUPIXENT 300 mg Q2W <sup>c</sup> N=529 n (%)	Placebo N=517 n (%)	DUPIXENT 300 mg Q2W <sup>c</sup> + TCS N=110 n (%)	Placebo + TCS N=315 n (%)
Injection site reactions	51 (10)	28 (5)	11 (10)	18 (6)
Conjunctivitis <sup>d</sup>	51 (10)	12 (2)	10 (9)	15 (5)
Blepharitis	2 (<1)	1 (<1)	5 (5)	2 (1)
Oral herpes	20 (4)	8 (2)	3 (3)	5 (2)
Keratitis <sup>e</sup>	1 (<1)	0	4 (4)	0
Eye pruritus	3 (1)	1 (<1)	2 (2)	2 (1)
Other herpes simplex virus infection <sup>f</sup>	10 (2)	6 (1)	1 (1)	1 (<1)
Dry eye	1 (<1)	0	2 (2)	1 (<1)

<sup>a</sup> pooled analysis of Trials 1, 2, and 4

<sup>b</sup> analysis of Trial 3 where subjects were on background TCS therapy

<sup>c</sup> DUPIXENT 600 mg at Week 0, followed by 300 mg every two weeks

<sup>d</sup> Conjunctivitis cluster includes conjunctivitis, allergic conjunctivitis, bacterial conjunctivitis, viral conjunctivitis, giant papillary conjunctivitis, eye irritation, and eye inflammation.

<sup>e</sup> Keratitis cluster includes keratitis, ulcerative keratitis, allergic keratitis, atopic keratoconjunctivitis, and ophthalmic herpes simplex.

<sup>f</sup> Other herpes simplex virus infection cluster includes herpes simplex, genital herpes, herpes simplex otitis externa, and herpes virus infection, but excludes eczema herpeticum.

#### Safety through Week 52 (Trial 3):

In the DUPIXENT with concomitant TCS trial (Trial 3) through Week 52, the proportion of subjects who discontinued treatment because of adverse events was 1.8% in DUPIXENT 300 mg Q2W + TCS group and 7.6% in the placebo + TCS group. Two subjects discontinued DUPIXENT because of adverse reactions: atopic dermatitis (1 subject) and exfoliative dermatitis (1 subject).

The safety profile of DUPIXENT + TCS through Week 52 was generally consistent with the safety profile observed at Week 16.

## Specific Adverse Reactions

### *Conjunctivitis*

During the 52-week treatment period of concomitant therapy trial (Trial 3), conjunctivitis was reported in 16% of the DUPIXENT 300 mg Q2W + TCS group (20 per 100 subject-years) and in 9% of the placebo + TCS group (10 per 100 subject-years) [see [Warnings and Precautions \(5.2\)](#)].

### *Eczema Herpeticum and Herpes Zoster*

The rate of eczema herpeticum was similar in the placebo and DUPIXENT groups.

Herpes zoster was reported in <0.1% of the DUPIXENT groups (<1 per 100 subject-years) and in <1% of the placebo group (1 per 100 subject-years) in the 16-week monotherapy trials. In the 52-week DUPIXENT + TCS trial, herpes zoster was reported in 1% of the DUPIXENT + TCS group (1 per 100 subject-years) and 2% of the placebo + TCS group (2 per 100 subject-years).

### *Hypersensitivity Reactions*

Hypersensitivity reactions were reported in <1% of DUPIXENT-treated subjects. These included serum sickness reaction, serum sickness-like reaction, and generalized urticaria [see [Contraindications \(4\)](#), [Warnings and Precautions \(5.1\)](#), and [Adverse Reactions \(6.2\)](#)].

### *Eosinophils*

DUPIXENT-treated subjects had a greater mean initial increase from baseline in eosinophil count compared to subjects treated with placebo in the monotherapy trials. Eosinophil counts declined to near baseline levels by Week 16. The initial increase in eosinophils was not observed in the 52-week DUPIXENT + TCS trial.

In Trials 1, 2, and 3, the incidence of treatment-emergent eosinophilia ( $\geq 500$  cells/mcL) was similar in DUPIXENT and placebo groups. In Trials 1, 2, and 3, treatment-emergent eosinophilia ( $\geq 5,000$  cells/mcL) was reported in <1% of DUPIXENT-treated patients and none in placebo-treated patients. In most cases, eosinophil counts declined to near baseline during study treatment.

## **6.2 Immunogenicity**

As with all therapeutic proteins, there is a potential for immunogenicity. The detection of antibody formation is highly dependent on the sensitivity and specificity of the assay. Additionally, the observed incidence of antibody (including neutralizing antibody) positivity in an assay may be influenced by several factors, including assay methodology, sample handling, timing of sample collection, concomitant medications, and underlying disease. For these reasons, comparison of the incidence of antibodies to dupilumab in the studies described below with the incidence of antibodies in other studies or to other products may be misleading.

Approximately 7% of subjects with atopic dermatitis who received DUPIXENT 300 mg Q2W for 16 weeks developed antibodies to dupilumab. Of the subjects who developed antibodies to dupilumab, approximately 30% (2% of all subjects receiving DUPIXENT) had antibodies that were classified as neutralizing.

Of the subjects with atopic dermatitis who received DUPIXENT 300 mg Q2W + TCS for 52 weeks, approximately 7% developed antibodies to dupilumab and approximately 2% had persistent antibody responses, defined as having at least 2 consecutive positive post-baseline samples. Of the subjects who developed antibodies to dupilumab, approximately 14% (1% of all subjects receiving DUPIXENT + TCS) had antibodies that were classified as neutralizing.

In subjects who received DUPIXENT, development of antibodies to dupilumab was associated with lower serum dupilumab concentrations [see *Clinical Pharmacology (12.3)*].

Antibodies to dupilumab were detected in approximately 2% and 8% of subjects with atopic dermatitis in the placebo or the placebo + TCS groups, respectively.

The antibody titers detected in both DUPIXENT and placebo subjects were generally low. Two subjects developed serum sickness or serum sickness-like reactions and high titers of antibodies to dupilumab during DUPIXENT therapy [see *Warnings and Precautions (5.1)*].

## **7 DRUG INTERACTIONS**

### **7.1 Live Vaccines**

Avoid use of live vaccines in patients treated with DUPIXENT.

### **7.2 Non-Live Vaccines**

Immune responses to vaccination were assessed in a study in which subjects with atopic dermatitis were treated once weekly for 16 weeks with 300 mg of dupilumab (twice the recommended dosing frequency). After 12 weeks of DUPIXENT administration, subjects were vaccinated with a Tdap vaccine (Adacel<sup>®</sup>) and a meningococcal polysaccharide vaccine (Menomune<sup>®</sup>). Antibody responses to tetanus toxoid and serogroup C meningococcal polysaccharide were assessed 4 weeks later. Antibody responses to both tetanus vaccine and meningococcal polysaccharide vaccine were similar in dupilumab-treated and placebo-treated subjects. Immune responses to the other active components of the Adacel and Menomune vaccines were not assessed.

### **7.3 Interactions with CYP450 Substrates**

The formation of CYP450 enzymes can be altered by increased levels of certain cytokines (e.g., IL-1, IL-4, IL-6, IL-10, IL-13, TNF $\alpha$ , and IFN) during chronic inflammation. Thus, DUPIXENT, an antagonist of IL-4 receptor alpha, could modulate the formation of CYP450 enzymes.

Therefore, upon initiation or discontinuation of DUPIXENT in patients who are receiving concomitant drugs which are CYP450 substrates, particularly those with a narrow therapeutic index, consider monitoring for effect (e.g., for warfarin) or drug concentration (e.g., for cyclosporine) and consider dosage modification of the CYP450 substrate.

## 8 USE IN SPECIFIC POPULATIONS

### 8.1 Pregnancy

#### Risk Summary

There are no available data on DUPIXENT use in pregnant women to inform any drug associated risk. Human IgG antibodies are known to cross the placental barrier; therefore, DUPIXENT may be transmitted from the mother to the developing fetus. In an enhanced pre- and post-natal developmental study, no adverse developmental effects were observed in offspring born to pregnant monkeys after subcutaneous administration of a homologous antibody against interleukin-4-receptor alpha (IL-4R $\alpha$ ) during organogenesis through parturition at doses up to 10-times the maximum recommended human dose (MRHD) [see Data]. The estimated background risk of major birth defects and miscarriage for the indicated population is unknown. All pregnancies have a background risk of birth defect, loss or other adverse outcomes. In the U.S. general population, the estimated background risk of major birth defects and miscarriage in clinically recognized pregnancies is 2% to 4% and 15% to 20%, respectively.

#### Data

##### *Animal Data*

In an enhanced pre- and post-natal development toxicity study, pregnant cynomolgus monkeys were administered weekly subcutaneous doses of homologous antibody against IL-4R $\alpha$  up to 10 times the MRHD (on a mg/kg basis of 100 mg/kg/week) from the beginning of organogenesis to parturition. No treatment-related adverse effects on embryofetal toxicity or malformations, or on morphological, functional, or immunological development were observed in the infants from birth through 6 months of age.

### 8.2 Lactation

#### Risk Summary

There are no data on the presence of dupilumab in human milk, the effects on the breastfed infant, or the effects on milk production. Human IgG is known to be present in human milk. The effects of local gastrointestinal and limited systemic exposure to dupilumab on the breastfed infant are unknown. The developmental and health benefits of breastfeeding should be considered along with the mother's clinical need for DUPIXENT and any potential adverse effects on the breastfed child from DUPIXENT or from the underlying maternal condition.

### 8.4 Pediatric Use

Safety and efficacy in pediatric patients (<18 years of age) have not been established.

### 8.5 Geriatric Use

Of the 1472 subjects with atopic dermatitis exposed to DUPIXENT in a dose-ranging study and placebo-controlled trials, 67 subjects were 65 years or older. Although no differences in safety or efficacy were observed between older and younger subjects, the number of subjects aged 65 and over is not sufficient to determine whether they respond differently from younger subjects [see *Clinical Pharmacology* (12.3)].



## 10 OVERDOSE

There is no specific treatment for DUPIXENT overdose. In the event of overdosage, monitor the patient for any signs or symptoms of adverse reactions and institute appropriate symptomatic treatment immediately.

## 11 DESCRIPTION

Dupilumab, an interleukin-4 receptor alpha antagonist, is a human monoclonal antibody of the IgG4 subclass that binds to the IL-4R $\alpha$  subunit and inhibits IL-4 and IL-13 signaling. Dupilumab has an approximate molecular weight of 147 kDa.

Dupilumab is produced by recombinant DNA technology in Chinese Hamster Ovary cell suspension culture.

DUPIXENT (dupilumab) Injection is supplied as a sterile, preservative-free, clear to slightly opalescent, colorless to pale yellow solution for subcutaneous injection. DUPIXENT is provided as a single-dose pre-filled syringe with or without needle shield in a 2.25 mL siliconized Type-1 clear glass syringe. The needle cap is not made with natural rubber latex. Each pre-filled syringe delivers 300 mg dupilumab in 2 mL which also contains L-arginine hydrochloride (10.5 mg), L-histidine (6.2 mg), polysorbate 80 (4 mg), sodium acetate (2 mg), sucrose (100 mg), and water for injection, pH 5.9.

## 12 CLINICAL PHARMACOLOGY

### 12.1 Mechanism of Action

Dupilumab is a human monoclonal IgG4 antibody that inhibits interleukin-4 (IL-4) and interleukin-13 (IL-13) signaling by specifically binding to the IL-4R $\alpha$  subunit shared by the IL-4 and IL-13 receptor complexes. Dupilumab inhibits IL-4 signaling via the Type I receptor and both IL-4 and IL-13 signaling through the Type II receptor.

Blocking IL-4R $\alpha$  with dupilumab inhibits IL-4 and IL-13 cytokine-induced responses, including the release of proinflammatory cytokines, chemokines and IgE.

### 12.2 Pharmacodynamics

Consistent with receptor blockade, serum levels of IL-4 and IL-13 were increased following dupilumab treatment. The relationship between the pharmacodynamic activity and the mechanism(s) by which dupilumab exerts its clinical effects is unknown.

### 12.3 Pharmacokinetics

#### Absorption

Following an initial subcutaneous (SC) dose of 600 mg, dupilumab reached peak mean  $\pm$ SD concentrations ( $C_{\max}$ ) of  $70.1 \pm 24.1$  mcg/mL by approximately 1 week post dose.

Steady-state concentrations were achieved by Week 16 following the administration of 600 mg starting dose and 300 mg dose either weekly (twice the recommended dosing frequency) or every other week. Across clinical trials, the mean  $\pm$ SD steady-state trough concentrations ranged from

73.3±40.0 mcg/mL to 79.9±41.4 mcg/mL for 300 mg administered every 2 weeks and from 173±75.9 mcg/mL to 193±77.0 mcg/mL for 300 mg administered weekly.

The bioavailability of dupilumab following a SC dose is estimated to be 64%.

### Distribution

The estimated total volume of distribution was approximately 4.8±1.3 L.

### Elimination

The metabolic pathway of dupilumab has not been characterized. As a human monoclonal IgG4 antibody, dupilumab is expected to be degraded into small peptides and amino acids via catabolic pathways in the same manner as endogenous IgG. After the last steady-state dose of 300 mg Q2W or 300 mg QW dupilumab, the median times to non-detectable concentration (<78 ng/mL) are 10 and 13 weeks, respectively.

### Dose Linearity

Dupilumab exhibited nonlinear target-mediated pharmacokinetics with exposures increasing in a greater than dose-proportional manner. The systemic exposure increased by 30-fold when the dose increased 8-fold following a single dose of dupilumab from 75 mg to 600 mg (i.e., 0.25-times to 2-times the recommended dose).

### Weight

Dupilumab trough concentrations were lower in subjects with higher body weight.

### Immunogenicity

Development of antibodies to dupilumab was associated with lower serum dupilumab concentrations. A few subjects who had high antibody titers also had no detectable serum dupilumab concentrations.

### Specific Populations

#### *Geriatric Patients*

In subjects who are 65 years and older, the mean ±SD steady-state trough concentrations of dupilumab were 69.4±31.4 mcg/mL and 166±62.3 mcg/mL, respectively, for 300 mg administered every 2 weeks and weekly. No dose adjustment in this population is recommended.

#### *Renal or Hepatic Impairment*

No formal trial of the effect of hepatic or renal impairment on the pharmacokinetics of dupilumab was conducted.

### Drug Interaction Studies

Drug interaction studies have not been conducted with DUPIXENT.

## **13 NONCLINICAL TOXICOLOGY**

### **13.1 Carcinogenesis, Mutagenesis, Impairment of Fertility**

Animal studies have not been conducted to evaluate the carcinogenic or mutagenic potential of dupilumab.

No effects on fertility parameters such as reproductive organs, menstrual cycle length, or sperm analysis were observed in sexually mature mice that were subcutaneously administered a homologous antibody against IL-4R $\alpha$  at doses up to 200 mg/kg/week.

## 14 CLINICAL STUDIES

Three randomized, double-blind, placebo-controlled trials (Trials 1, 2, and 3) enrolled a total of 2119 subjects 18 years of age and older with moderate-to-severe atopic dermatitis (AD) not adequately controlled by topical medication(s). Disease severity was defined by an Investigator's Global Assessment (IGA) score  $\geq 3$  in the overall assessment of AD lesions on a severity scale of 0 to 4, an Eczema Area and Severity Index (EASI) score  $\geq 16$  on a scale of 0 to 72, and a minimum body surface area involvement of  $\geq 10\%$ . At baseline, 59% of subjects were male, 67% were white, 52% of subjects had a baseline IGA score of 3 (moderate AD), and 48% of subjects had a baseline IGA of 4 (severe AD). The baseline mean EASI score was 33 and the baseline weekly averaged peak pruritus Numeric Rating Scale (NRS) was 7 on a scale of 0-10.

In all three trials, subjects in the DUPIXENT group received subcutaneous injections of DUPIXENT 600 mg at Week 0, followed by 300 mg every other week (Q2W). In the monotherapy trials (Trials 1 and 2), subjects received DUPIXENT or placebo for 16 weeks.

In the concomitant therapy trial (Trial 3), subjects received DUPIXENT or placebo with concomitant topical corticosteroids (TCS) and as needed topical calcineurin inhibitors for problem areas only, such as the face, neck, intertriginous and genital areas for 52 weeks.

All three trials assessed the primary endpoint, the change from baseline to Week 16 in the proportion of subjects with an IGA 0 (clear) or 1 (almost clear) and at least a 2-point improvement. Other endpoints included the proportion of subjects with EASI-75 (improvement of at least 75% in EASI score from baseline), and reduction in itch as defined by at least a 4-point improvement in the peak pruritus NRS from baseline to Week 16.

### Clinical Response at Week 16 (Trials 1, 2, and 3)

The results of the DUPIXENT monotherapy trials (Trials 1 and 2) and the DUPIXENT with concomitant TCS trial (Trial 3) are presented in Table 2.

**Table 2: Efficacy Results of DUPIXENT With or Without Concomitant TCS at Week 16 (FAS)**

	Trial 1		Trial 2		Trial 3	
	DUPIXENT 300 mg Q2W	Placebo	DUPIXENT 300 mg Q2W	Placebo	DUPIXENT 300 mg Q2W + TCS	Placebo + TCS
Number of subjects randomized (FAS) <sup>a</sup>	224	224	233	236	106	315
IGA 0 or 1 <sup>b, c</sup>	38%	10%	36%	9%	39%	12%
EASI-75 <sup>c</sup>	51%	15%	44%	12%	69%	23%

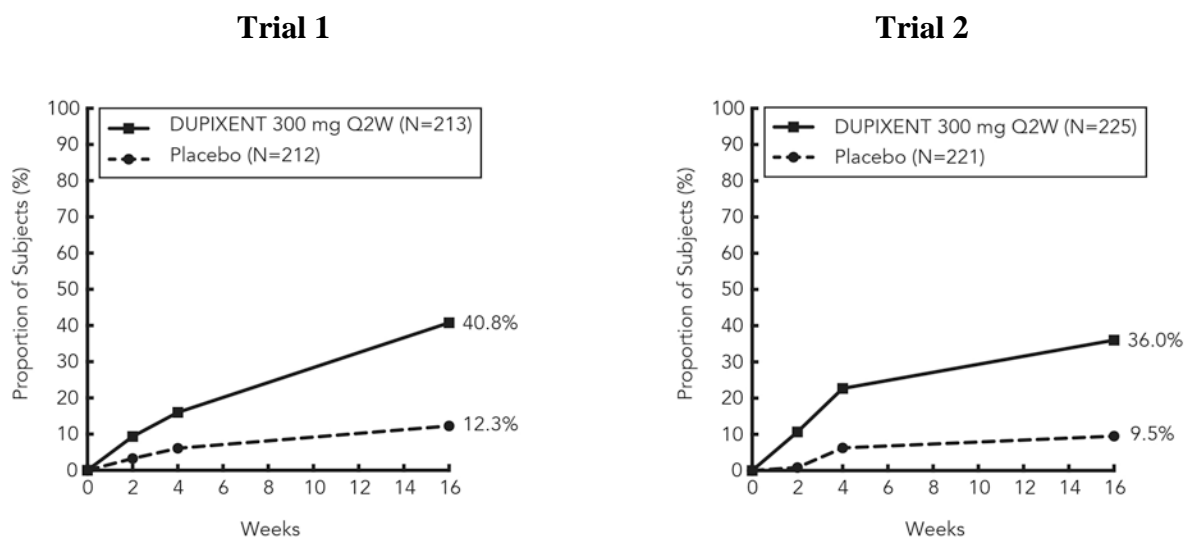
	Trial 1		Trial 2		Trial 3	
	DUPIXENT 300 mg Q2W	Placebo	DUPIXENT 300 mg Q2W	Placebo	DUPIXENT 300 mg Q2W + TCS	Placebo + TCS
<b>Number of subjects randomized (FAS)<sup>a</sup></b>	224	224	233	236	106	315
EASI-90 <sup>c</sup>	36%	8%	30%	7%	40%	11%
<b>Number of subjects with baseline Peak Pruritus NRS score <math>\geq 4</math></b>	213	212	225	221	102	299
Peak Pruritus NRS ( $\geq 4$ -point improvement) <sup>c</sup>	41%	12%	36%	10%	59%	20%

<sup>a</sup> Full Analysis Set (FAS) includes all subjects randomized.

<sup>b</sup> Responder was defined as a subject with IGA 0 or 1 (“clear” or “almost clear”) with a reduction of  $\geq 2$  points on a 0-4 IGA scale.

<sup>c</sup> Subjects who received rescue treatment or with missing data were considered as non-responders.

**Figure 1: Proportion of Subjects with  $\geq 4$ -point Improvement on the Pruritus NRS in Trial 1<sup>a</sup> and Trial 2<sup>a</sup> Studies (FAS)<sup>b</sup>**



<sup>a</sup> In the primary analyses of the efficacy endpoints, subjects who received rescue treatment or with missing data were considered non-responders.

<sup>b</sup> Full Analysis Set (FAS) includes all subjects randomized.

In Trial 3, of the 421 subjects, 353 had been on study for 52 weeks at the time of data analysis. Of these 353 subjects, responders at Week 52 represent a mixture of subjects who maintained their efficacy from Week 16 (e.g., 53% of DUPIXENT IGA 0 or 1 responders at Week 16

remained responders at Week 52) and subjects who were non-responders at Week 16 who later responded to treatment (e.g., 24% of DUPIXENT IGA 0 or 1 non-responders at Week 16 became responders at Week 52). Results of supportive analyses of the 353 subjects in the DUPIXENT with concomitant TCS trial (Trial 3) are presented in Table 3.

**Table 3: Efficacy Results (IGA 0 or 1) of DUPIXENT with Concomitant TCS at Weeks 16 and 52**

	<b>DUPIXENT 300 mg Q2W + TCS</b>	<b>Placebo + TCS</b>
Number of Subjects <sup>a</sup>	89	264
Responder <sup>b,c</sup> at Week 16 and 52	22%	7%
Responder at Week 16 but Non-responder at Week 52	20%	7%
Non-responder at Weeks 16 and Responder at Week 52	13%	6%
Non-responder at Weeks 16 and 52	44%	80%
Overall Responder <sup>b,c</sup> Rate at Week 52	36%	13%

<sup>a</sup> In Trial 3, of the 421 randomized and treated subjects, 68 subjects (16%) had not been on study for 52 weeks at the time of data analysis.

<sup>b</sup> Responder was defined as a subject with IGA 0 or 1 (“clear” or “almost clear”) with a reduction of  $\geq 2$  points on a 0-4 IGA scale.

<sup>c</sup> Subjects who received rescue treatment or with missing data were considered as non-responders.

Treatment effects in subgroups (weight, age, gender, race, and prior treatment, including immunosuppressants) in Trials 1, 2, and 3 were generally consistent with the results in the overall study population.

In Trials 1, 2, and 3, a third randomized treatment arm of DUPIXENT 300 mg QW did not demonstrate additional treatment benefit over DUPIXENT 300 mg Q2W.

## 16 HOW SUPPLIED/STORAGE AND HANDLING

### 16.1 How Supplied

DUPIXENT (dupilumab) Injection is a clear to slightly opalescent, colorless to pale yellow solution, supplied in single-dose pre-filled syringes with or without needle shield. Each pre-filled syringe with or without needle shield is designed to deliver 300 mg of DUPIXENT in 2 mL solution.

DUPIXENT is available in cartons containing either 2 pre-filled syringes with needle shield or 2 pre-filled syringes.

<b>Pack Size</b>	<b>300 mg/2 mL Pre-filled Syringe with Needle Shield</b>
Pack of 2 syringes	NDC 0024-5914-01
<b>Pack Size</b>	<b>300 mg/2 mL Pre-filled Syringe</b>
Pack of 2 syringes	NDC 0024-5916-01

## 16.2 Storage and Handling

DUPIXENT is sterile and preservative-free. Discard any unused portion.

Store refrigerated at 36°F to 46°F (2°C to 8°C) in the original carton to protect from light.

If necessary, pre-filled syringes may be kept at room temperature up to 77°F (25°C) for a maximum of 14 days. Do not store above 77°F (25°C). After removal from the refrigerator, DUPIXENT must be used within 14 days or discarded.

Do not expose the syringe to heat or direct sunlight.

Any unused medicinal product or waste material should be disposed of in accordance with local requirements.

Do NOT freeze. Do NOT expose to heat. Do NOT shake.

## 17 PATIENT COUNSELING INFORMATION

Advise the patients and/or caregivers to read the FDA-approved patient labeling (Patient Information and Instructions for Use) before the patient starts using DUPIXENT and each time the prescription is renewed as there may be new information they need to know.

### Administration Instructions

Provide proper training to patients and/or caregivers on proper subcutaneous injection technique, including aseptic technique, and the preparation and administration of DUPIXENT prior to use. Advise patients to follow sharps disposal recommendations [*see Instructions for Use*].

### Hypersensitivity

Advise patients to discontinue DUPIXENT and to seek immediate medical attention if they experience any symptoms of systemic hypersensitivity reactions [*see Warnings and Precautions (5.1)*].

### Conjunctivitis and Keratitis

Advise patients to consult their healthcare provider if new onset or worsening eye symptoms develop [*see Warnings and Precautions (5.2)*].

### Comorbid Asthma

Advise patients with comorbid asthma not to adjust or stop their asthma treatment without talking to their physicians [*see Warnings and Precautions (5.3)*].

**REGENERON**

**SANOFI GENZYME** 

Manufactured by:

Regeneron Pharmaceuticals, Inc.

Tarrytown, NY 10591

U.S. License No. 1760

Marketed by:

sanofi-aventis U.S. LLC (Bridgewater, NJ 08807) and

Regeneron Pharmaceuticals, Inc. (Tarrytown, NY 10591)

DUPIXENT<sup>®</sup> is a registered trademark of Sanofi Biotechnology

© 201X Regeneron Pharmaceuticals, Inc. / sanofi-aventis U.S. LLC. All rights reserved.

Issue Date: March 2017

Initial U.S. Approval: 2017

**Patient Information**  
**DUPIXENT® (DU-pix'-ent)**  
**(dupilumab)**  
**Injection, for subcutaneous use**

**What is DUPIXENT?**

- DUPIXENT is a prescription medicine used to treat adults with moderate-to-severe atopic dermatitis (eczema) that is not well controlled with prescription therapies used on the skin (topical), or who cannot use topical therapies.
- DUPIXENT can be used with or without topical corticosteroids.
- It is not known if DUPIXENT is safe and effective in children.

**Do not use DUPIXENT** if you are allergic to dupilumab or to any of the ingredients in DUPIXENT. See the end of this leaflet for a complete list of ingredients in DUPIXENT.

**Before using DUPIXENT, tell your healthcare provider about all your medical conditions, including if you:**

- have eye problems
  - have a parasitic (helminth) infection
  - have asthma
  - are scheduled to receive any vaccinations. You should not receive a “live vaccine” if you are treated with DUPIXENT.
  - are pregnant or plan to become pregnant. It is not known whether DUPIXENT will harm your unborn baby.
  - are breastfeeding or plan to breastfeed. It is not known whether DUPIXENT passes into your breast milk.
- Tell your healthcare provider about all of the medicines you take, including prescription and over-the-counter medicines, vitamins, and herbal supplements. If you have asthma and are taking asthma medicines, do not change or stop your asthma medicine without talking to your healthcare provider.

**How should I use DUPIXENT?**

- **See the detailed “Instructions for Use” that comes with DUPIXENT for information on how to prepare and inject DUPIXENT and how to properly store and throw away (dispose of) used DUPIXENT pre-filled syringes.**
- Use DUPIXENT exactly as prescribed by your healthcare provider.
- DUPIXENT comes as a single-dose pre-filled syringe, with or without needle shield. Your healthcare provider will prescribe the type that is best for you.
- DUPIXENT is given as an injection under the skin (subcutaneous injection).
- If your healthcare provider decides that you or a caregiver can give the injections of DUPIXENT, you or your caregiver should receive training on the right way to prepare and inject DUPIXENT. **Do not** try to inject DUPIXENT until you have been shown the right way by your healthcare provider.
- If you miss a dose of DUPIXENT, give the injection within 7 days from the missed dose, continue with the original schedule. If the missed dose is not given within 7 days, wait until the next scheduled dose to give your DUPIXENT injection.
- If you inject more DUPIXENT than prescribed, call your healthcare provider right away.
- Your healthcare provider may prescribe other topical medicines to use with DUPIXENT. Use the other prescribed topical medicines exactly as your healthcare provider tells you to.

**What are the possible side effects of DUPIXENT?**

**DUPIXENT can cause serious side effects, including:**

- Allergic reactions. Stop using DUPIXENT and go to the nearest hospital emergency room if you get any of the following symptoms:
  - fever
  - general ill feeling
  - swollen lymph nodes
  - hives
  - itching
  - joint pain
  - skin rash
- **Eye problems.** Tell your healthcare provider if you have any new or worsening eye problems, including eye pain or changes in vision.

**The most common side effects of DUPIXENT include:**

- injection site reactions
- eye and eyelid inflammation, including redness, swelling and itching
- cold sores in your mouth or on your lips

Tell your healthcare provider if you have any side effect that bothers you or that does not go away.

These are not all of the possible side effects of DUPIXENT.

Call your doctor for medical advice about side effects. You may report side effects to FDA at 1-800-FDA-1088.

**General information about the safe and effective use of DUPIXENT.**

Medicines are sometimes prescribed for purposes other than those listed in a Patient Information leaflet. Do not use DUPIXENT for a condition for which it was not prescribed. Do not give DUPIXENT to other people, even if they have the same symptoms that you have. It may harm them. You can ask your pharmacist or healthcare provider for information about DUPIXENT that is written for health professionals.

**What are the ingredients in DUPIXENT?**

**Active ingredient:** dupilumab

**Inactive ingredients:** L-arginine hydrochloride, L-histidine, polysorbate 80, sodium acetate, sucrose, and water for injection.



Manufactured by: Regeneron Pharmaceuticals, Inc., Tarrytown, NY 10591 U.S. License No. 1760  
Marketed by: sanofi-aventis U.S. LLC (Bridgewater, NJ 08807) and Regeneron Pharmaceuticals, Inc. (Tarrytown, NY 10591)  
DUPIXENT<sup>®</sup> is a registered trademark of Sanofi Biotechnology / © 201X Regeneron Pharmaceuticals, Inc. / sanofi-aventis U.S. LLC. All rights reserved.  
For more information about DUPIXENT, go to [www.DUPIXENT.com](http://www.DUPIXENT.com) or call 1- 844-DUPIXENT (1-844-387-4936).

This Patient Information has been approved by the U.S. Food and Drug Administration.

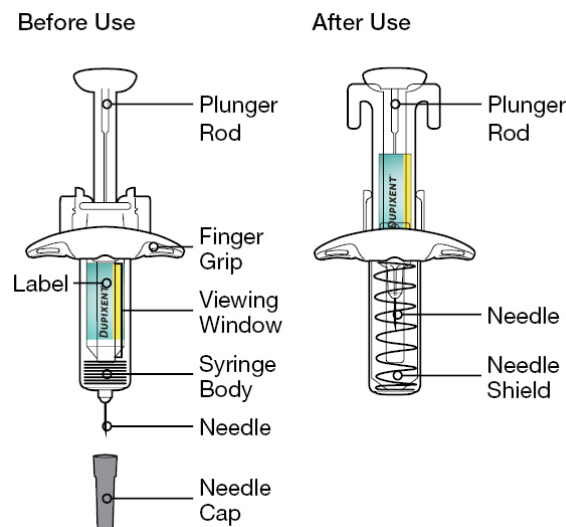
Issued: March 2017

Instructions for Use  
**DUPIXENT® (DU-pix'-ent)**  
**(dupilumab)**  
**Injection, for subcutaneous use**  
**Single-Dose Pre-filled Syringe with Needle Shield**

Read this Instructions for Use before using the DUPIXENT Pre-filled Syringe. **Do not inject yourself or someone else until you have been shown how to inject DUPIXENT.** Your healthcare provider can show you or your caregiver how to prepare and inject a dose of DUPIXENT before you try to do it yourself the first time. Keep these instructions for future use. Call your healthcare provider if you have any questions.

This device is a **Single-Dose** Pre-filled Syringe (called “DUPIXENT Syringe” in these instructions). It contains 300 mg of DUPIXENT for injection under the skin (subcutaneous injection).

**The parts of the DUPIXENT Syringe are shown below:**



**Important Information**

- Read all of the instructions carefully before using the DUPIXENT Syringe.
- Ask your healthcare provider how often you will need to inject the medicine.
- Rotate the injection site each time you inject.
- **Do not** use the DUPIXENT Syringe if it has been damaged.
- **Do not** use the DUPIXENT Syringe if the Needle Cap is missing or not securely attached.
- **Do not** touch the Plunger Rod until you are ready to inject.
- **Do not** inject through clothes.
- **Do not** get rid of any air bubbles in the DUPIXENT Syringe.
- To reduce the risk of accidental needle sticks, each pre-filled syringe has a Needle Shield that is automatically activated to cover the needle after you have given your injection.
- **Do not** pull back on the Plunger Rod at any time.
- **Do not** remove the Needle Cap until just before you give the injection.
- Throw away (dispose of) the used DUPIXENT Single-Dose Pre-filled Syringe right away after use. See “Step 13: Dispose” below.
- **Do not re-use a DUPIXENT Single-Dose Pre-filled Syringe.**

### How should I store DUPIXENT?

- Store DUPIXENT Syringes in the refrigerator between 36°F and 46°F (2°C and 8°C).
- Store DUPIXENT Syringes in the original carton to protect it from light.
- DUPIXENT Syringes can be stored at room temperature up to 77°F (25°C) up to 14 days. Throw away (dispose of) any DUPIXENT Syringes that have been left at room temperature for longer than 14 days.
- **Do not** shake the DUPIXENT Syringe.
- **Do not** heat the DUPIXENT Syringe.
- **Do not** freeze the DUPIXENT Syringe.
- **Do not** put the DUPIXENT Syringe into direct sunlight.
- **Keep DUPIXENT Syringes and all medicines out of the reach of children.**

### Step 1: Remove

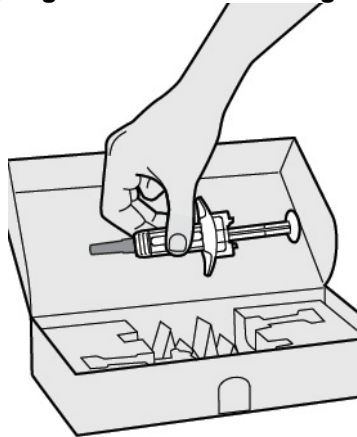
Remove the DUPIXENT Syringe from the carton by holding the middle of the Syringe Body.



**Do not pull off the Needle Cap until you are ready to inject.**



**Do not use the DUPIXENT Syringe if it has been damaged.**







### Step 2: Prepare

Ensure you have the following:

- the DUPIXENT Pre-filled Syringe
- 1 alcohol wipe\*
- 1 cotton ball or gauze\*
- a sharps disposal container\* (See Step 13)

*\*Items not included in the carton*

-  • The DUPIXENT Pre-filled Syringe
-  • 1 alcohol wipe\*
-  • 1 cotton ball or gauze\*
-  • a sharps disposal container\*

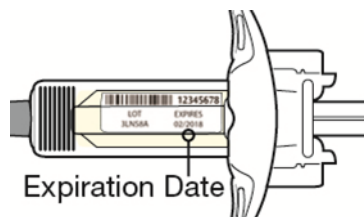
### Step 3: Inspect

When you receive your DUPIXENT Syringes, always check to see that:

- you have the correct medicine and dose.
- the expiration date on the Single-Dose Pre-filled Syringe has not passed.



**Do not use the DUPIXENT Syringe if the expiration date has passed.**



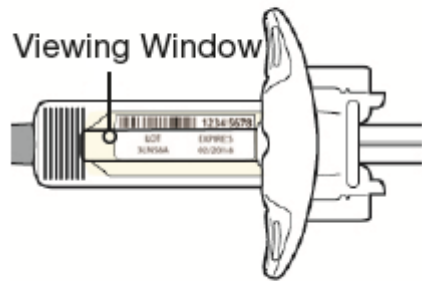
Look at the medicine through the viewing window on the DUPIXENT Syringe:

Check to see if the liquid is clear and colorless to pale yellow.

*Note: You may see an air bubble, this is normal.*



**Do not use the DUPIXENT Syringe if the liquid is discolored or cloudy, or if it contains visible flakes or particles.**



#### Step 4: Wait 45 minutes

Lay the DUPIXENT Syringe on a flat surface and let it naturally warm to room temperature for at least 45 minutes.



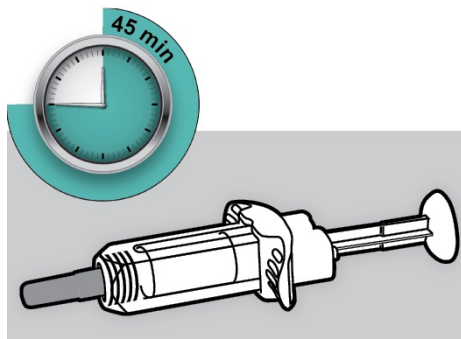
**Do not heat the DUPIXENT Syringe.**



**Do not put the DUPIXENT Syringe into direct sunlight.**



**Do not keep DUPIXENT Syringes at room temperature for more than 14 days. Throw away (dispose of) any DUPIXENT Syringes that have been left at room temperature for longer than 14 days.**

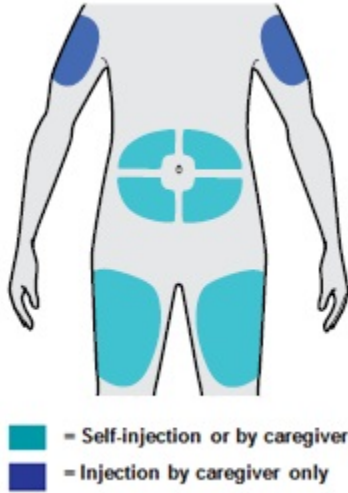


#### Step 5: Choose your injection site.

- You can inject into your thigh or stomach, except for the 2 inches (5 cm) around your belly button (navel).
- If a caregiver injects your dose, they can also use the outer area of the upper arm.
- Choose a different site each time you inject DUPIXENT.



**Do not inject into skin that is tender, damaged, bruised or scarred.**



### **Step 6: Clean**

Wash your hands.

Clean the injection site with an alcohol wipe.

Let your skin dry before injecting.



**Do not touch the injection site again or blow on it before the injection.**



### **Step 7: Remove Needle Cap**

Hold the DUPIXENT Syringe in the middle of the Syringe Body with the Needle pointing away from you and pull off the Needle Cap.

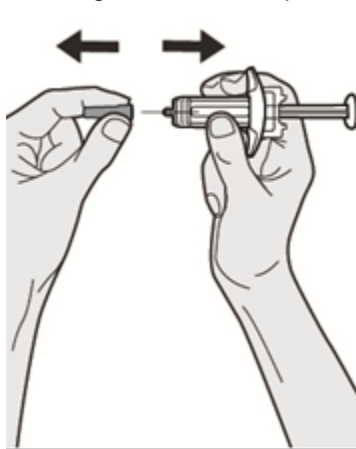


**Do not put the Needle Cap back on.**



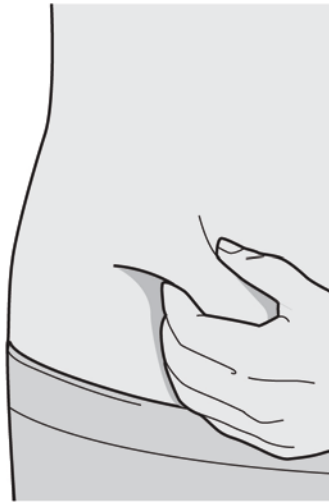
**Do not touch the Needle.**

Inject your medicine right away after removing the Needle Cap.



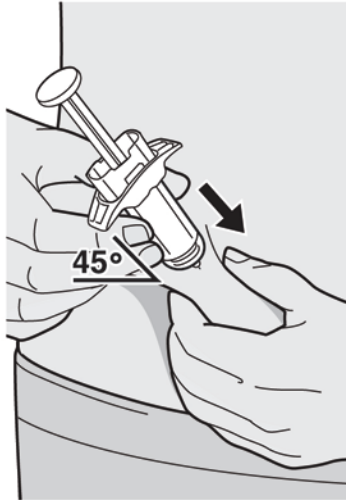
### **Step 8: Pinch**

Pinch a fold of skin at the injection site (thigh or stomach, except 2 inches around your belly button, or outer area of the upper arm if injected by your caregiver). The figure below shows an example of pinching a fold of skin on your stomach.



### **Step 9: Insert**

Insert the Needle completely into the fold of the skin at about a 45° angle.



### Step 10: Push

Relax the pinch.

Push the Plunger Rod down slowly and steadily as far as it will go until the DUPIXENT Syringe is empty.

*Note: You will feel some resistance. This is normal.*



### Step 11: Remove

Keep pressing down on the Plunger and remove the Needle from the skin at the same angle it was inserted.



**Do not put the Needle Cap back on.**





### Step 12: Release

Once the Needle is out of the skin, lift your thumb to retract the Needle up into the Needle Shield.

Lightly press a cotton ball or gauze on the injection site if you see any blood.



**Do not rub your skin after the injection.**



### Step 13: Dispose

Put your used Needles, DUPIXENT Syringes, and Needle Caps in a FDA-cleared sharps disposal container right away after use.



**Do not dispose of (throw away) Needles, DUPIXENT Syringes, and Needle Caps in your household trash.**

If you do not have a FDA-cleared sharps disposal container, you may use a household container that is:

- made of a heavy-duty plastic;
- can be closed with a tightfitting, puncture-resistant lid, without sharps being able to come out,
- upright and stable during use,

- leak-resistant, and
- properly labeled to warn of hazardous waste inside the container

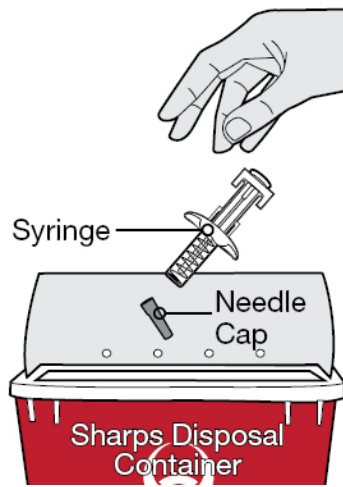
When your sharps disposal container is almost full, you will need to follow your community guidelines for the right way to dispose of your sharps disposal container. There may be state or local laws about how you should throw away used Needles and Syringes.

For more information about safe sharps disposal, and for specific information about sharps disposal in the state that you live in, go to the FDA's website at: <http://www.fda.gov/safesharpsdisposal>

**Do not** dispose your used sharps disposal container in your household trash unless your community guidelines permit this. **Do not** recycle your used sharps disposal container.



**Do not put the Needle Cap back on.**



This Instructions for Use has been approved by the U.S. Food and Drug Administration.

**REGENERON**

**SANOFI**

Manufactured by:  
Regeneron Pharmaceuticals, Inc.  
Tarrytown, NY 10591  
U.S. License No. 1760

Marketed by:  
sanofi-aventis U.S. LLC (Bridgewater, NJ 08807) and  
Regeneron Pharmaceuticals, Inc. (Tarrytown, NY 10591)  
DUPIXENT® is a registered trademark of Sanofi Biotechnology

© 201X Regeneron Pharmaceuticals, Inc. / sanofi-aventis U.S. LLC. All rights reserved.

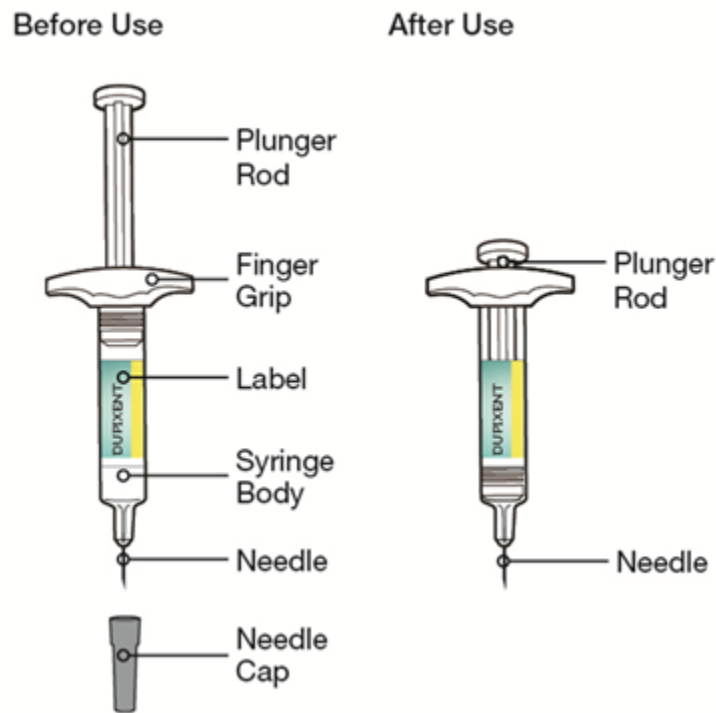
Issue Date: March 2017

Instructions for Use  
**DUPIXENT® (DU-pix'-ent)**  
**(dupilumab)**  
**Injection, for subcutaneous use**  
**Single-Dose Pre-filled Syringe**

Read this Instructions for Use before using the DUPIXENT Pre-filled Syringe. **Do not inject yourself or someone else until you have been shown how to inject DUPIXENT.** Your healthcare provider can show you or your caregiver how to prepare and inject a dose of DUPIXENT before you try to inject yourself for the first time. Keep these instructions for future use. Call your healthcare provider if you have any questions.

This device is a **Single-Dose** Pre-filled Syringe (called “DUPIXENT Syringe” in these instructions). It contains 300 mg of DUPIXENT for injection under the skin (subcutaneous injection).

The parts of the DUPIXENT Syringe are shown below:



**Important Information**

- Read all of the instructions carefully before using the DUPIXENT Syringe.
- Ask your healthcare provider how often you will need to inject the medicine.
- Rotate the injection site each time you inject.
- **Do not** use the DUPIXENT Syringe if it has been damaged.
- **Do not** use the DUPIXENT Syringe if the Needle Cap is missing or not securely attached.
- **Do not** touch the Plunger Rod until you are ready to inject.
- **Do not** inject through clothes.
- **Do not** get rid of any air bubbles in the DUPIXENT Syringe.
- **Do not** pull back on the Plunger Rod at any time.
- **Do not** remove the Needle Cap until just before you give the injection.
- Throw away (dispose of) the used DUPIXENT Single-Dose Pre-filled Syringe right away after use. See “Step 12: Dispose” below.
- **Do not re-use a DUPIXENT Single-Dose Pre-filled Syringe.**

### How should I store DUPIXENT?

- Store DUPIXENT Syringes in the refrigerator between 36°F and 46°F (2°C and 8°C).
- Store DUPIXENT Syringes in the original carton to protect it from light.
- DUPIXENT Syringes can be stored at room temperature up to 77°F (25°C) up to 14 days. Throw away (dispose of) any DUPIXENT Syringes that have been left at room temperature for longer than 14 days.
- **Do not** shake the DUPIXENT Syringe.
- **Do not** heat the DUPIXENT Syringe.
- **Do not** freeze the DUPIXENT Syringe.
- **Do not** put the DUPIXENT Syringe into direct sunlight.
- **Keep DUPIXENT Syringes and all medicines out of the reach of children.**

### Step 1: Remove


Remove the DUPIXENT Syringe from the carton by holding the middle of the Syringe Body.



**Do not pull off the Needle Cap until you are ready to inject.**



**Do not use the DUPIXENT Syringe if it has been damaged.**







### Step 2: Prepare

Ensure you have the following:

- the DUPIXENT Pre-filled Syringe
- 1 alcohol wipe\*
- 1 cotton ball or gauze\*
- a sharps disposal container\* (See Step 12)

*\*Items not included in the carton*

-  • The DUPIXENT Pre-filled Syringe
-  • 1 alcohol wipe\*
-  • 1 cotton ball or gauze\*
-  • a sharps disposal container\*


### Step 3: Inspect

When you receive your DUPIXENT Syringes, always check to see that:

- you have the correct medicine and dose.
- the expiration date on the Single Dose Pre-filled Syringe has not passed.



**Do not use the DUPIXENT Syringe if the expiration date on the label has passed.**



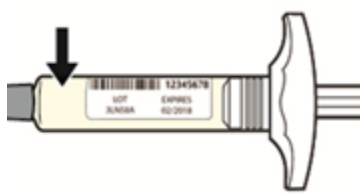
Look at the medicine in the DUPIXENT Syringe:

Check to see if the liquid is clear and colorless to pale yellow.

*Note: You may see an air bubble, this is normal.*



**Do not use the DUPIXENT Syringe if the liquid is discolored or cloudy, or if it contains visible flakes or particles.**



### Step 4: Wait 45 minutes

Lay the DUPIXENT Syringe on a flat surface and let it naturally warm to room temperature for at least 45 minutes.



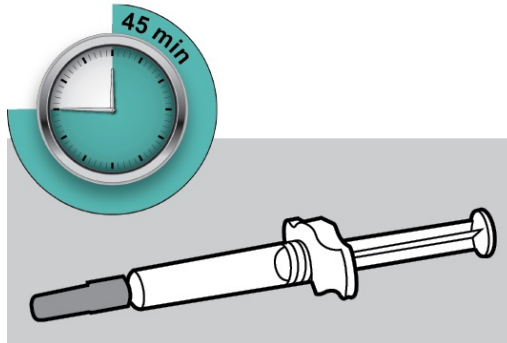
**Do not heat the DUPIXENT Syringe.**



**Do not put the DUPIXENT Syringe into direct sunlight.**



**Do not keep DUPIXENT Syringes at room temperature for more than 14 days. Throw away (dispose of) any DUPIXENT Syringes that have been left at room temperature for longer than 14 days.**

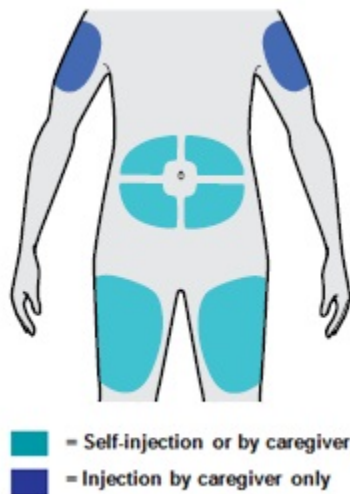


#### **Step 5: Choose your injection site.**

- You can inject into your thigh or stomach, except for the 2 inches (5 cm) around your belly button (navel)
- If a caregiver injects your dose, they can also use the outer area of the upper arm.
- Choose a different site each time you inject DUPIXENT.



**Do not inject into skin that is tender, damaged, bruised or scarred.**



#### **Step 6: Clean**

Wash your hands.

Clean the injection site with an alcohol wipe.

Let your skin dry before injecting.



**Do not touch the injection site again or blow on it before the injection.**



### Step 7: Remove Needle Cap

Hold the DUPIXENT Syringe in the middle of the Syringe Body with the Needle pointing away from you and pull off the Needle Cap.

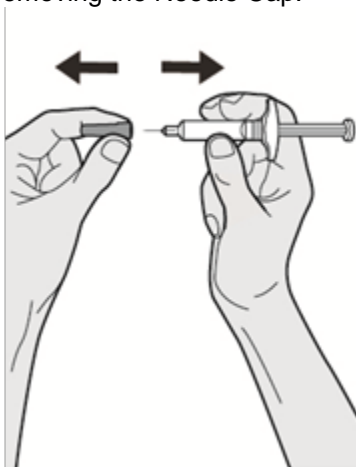


**Do not put the Needle Cap back on.**



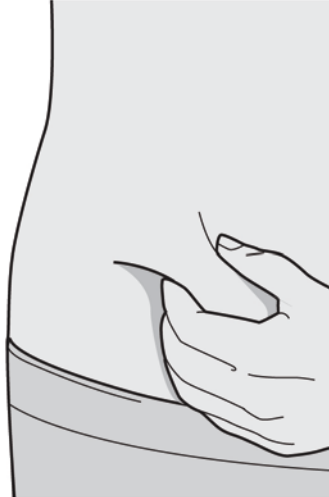
**Do not touch the Needle.**

Inject your medicine right away after removing the Needle Cap.



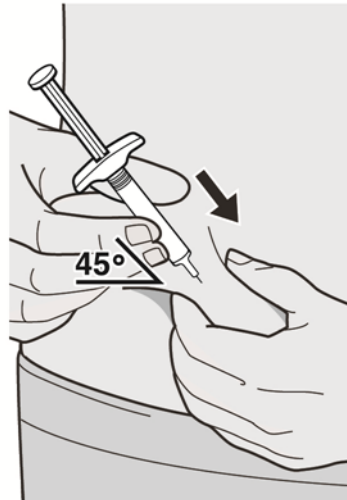
### Step 8: Pinch

Pinch a fold of skin at the injection site (thigh or stomach, except 2 inches around your belly button, or outer area of the upper arm if injected by your caregiver). The figure below shows an example of pinching a fold of skin on your stomach.



**Step 9: Insert**

Insert the Needle into the fold of the skin at about a 45° angle.



**Step 10: Push**

Relax the pinch.

Push the Plunger Rod down slowly and steadily as far as it will go until the DUPIXENT Syringe is empty.

*Note: You will feel some resistance. This is normal.*





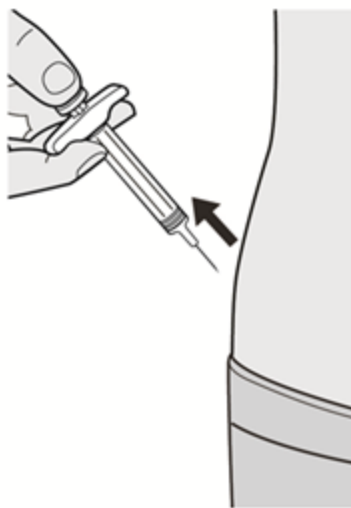
### Step 11: Remove

Pull the Needle out of the skin at the same angle it was inserted.

 **Do not put the Needle Cap back on.**

Lightly press a cotton ball or gauze on the injection site if you see any blood.

 **Do not rub your skin after the injection.**



### Step 12: Dispose

Put your used Needles, DUPIXENT Syringes, and Needle Caps in a FDA-cleared sharps disposal container right away after use.

 **Do not dispose of (throw away) Needles, DUPIXENT Syringes, and Needle Caps in your household trash.**

If you do not have a FDA-cleared sharps disposal container, you may use a household container that is:

- made of a heavy-duty plastic;
- can be closed with a tightfitting, puncture-resistant lid, without sharps being able to come out,

- upright and stable during use,
- leak-resistant, and
- properly labeled to warn of hazardous waste inside the container

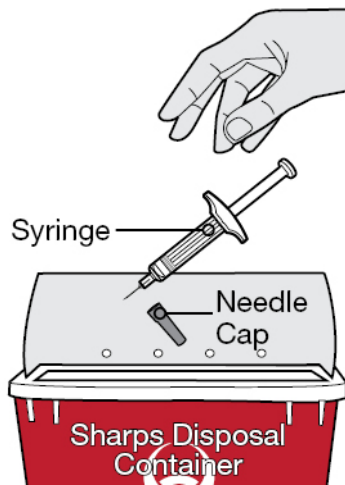
When your sharps disposal container is almost full, you will need to follow your community guidelines for the right way to dispose of your sharps disposal container. There may be state or local laws about how you should throw away used Needles and Syringes.

For more information about safe sharps disposal, and for specific information about sharps disposal in the state that you live in, go to the FDA's website at: <http://www.fda.gov/safesharpsdisposal>

**Do not** dispose your used sharps disposal container in your household trash unless your community guidelines permit this. **Do not** recycle your used sharps disposal container.



**Do not put the Needle Cap back on.**



This Instructions for Use has been approved by the U.S. Food and Drug Administration.

**REGENERON**

**SANOFI**

Manufactured by:  
Regeneron Pharmaceuticals, Inc.  
Tarrytown, NY 10591  
U.S. License No. 1760

Marketed by:  
sanofi-aventis U.S. LLC (Bridgewater, NJ 08807) and  
Regeneron Pharmaceuticals, Inc. (Tarrytown, NY 10591)  
DUPIXENT® is a registered trademark of Sanofi Biotechnology

© 201X Regeneron Pharmaceuticals, Inc. / sanofi-aventis U.S. LLC. All rights reserved.

Issue Date: March 2017