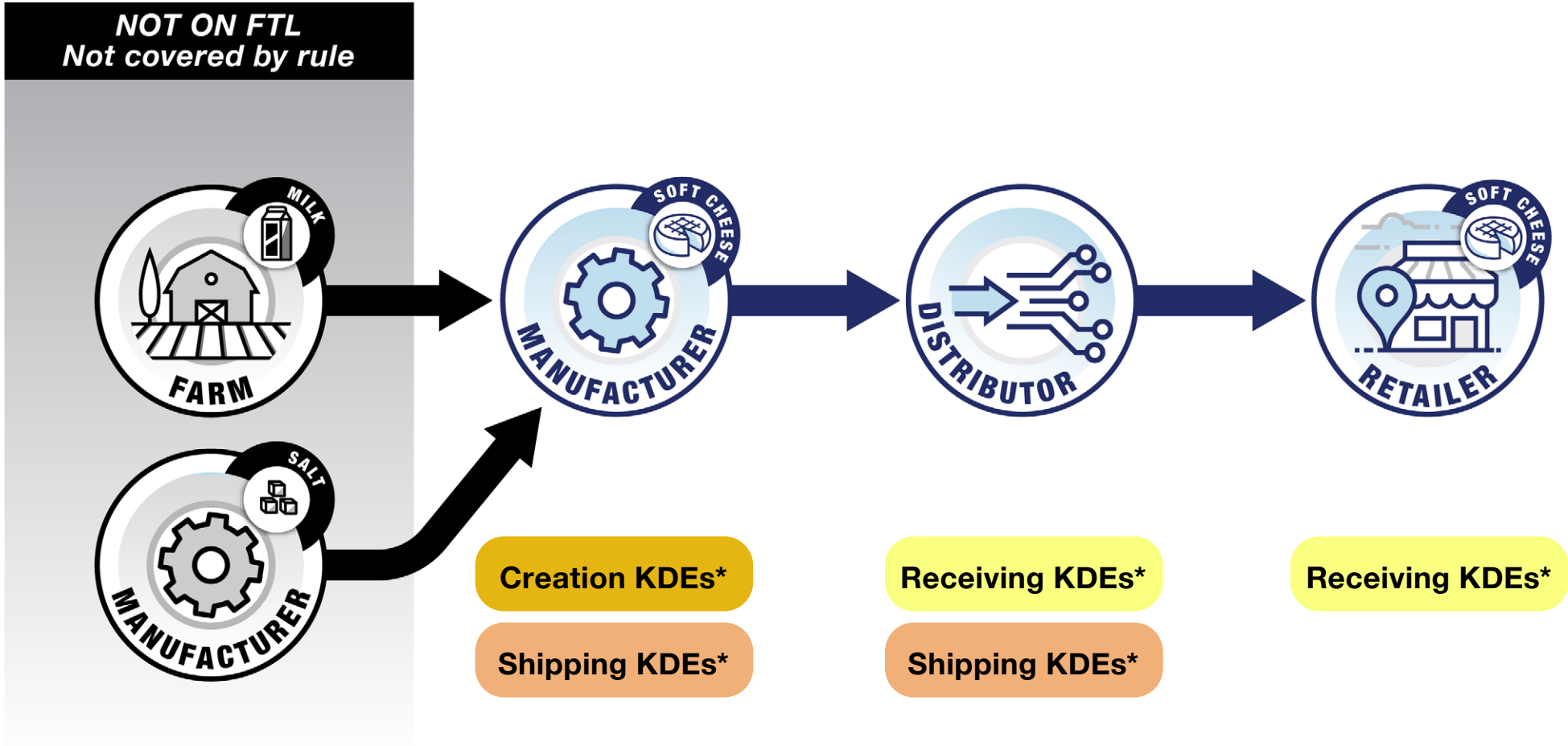


# Critical Tracking Events (CTEs) and Key Data Elements (KDEs)



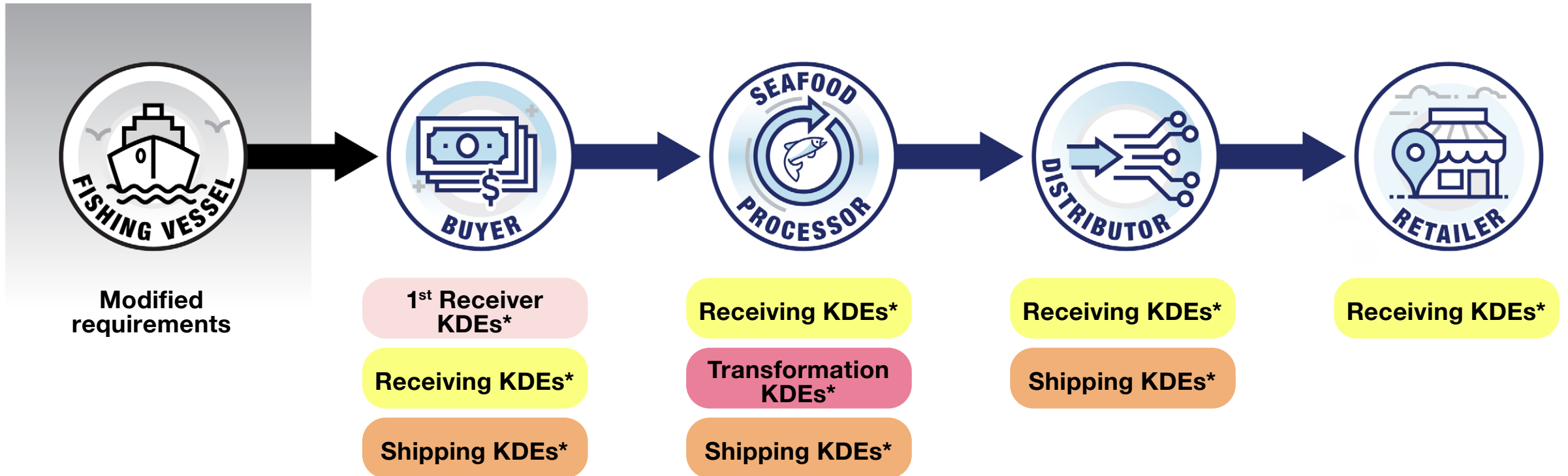
**U.S. FOOD & DRUG**  
ADMINISTRATION

# Soft Cheese



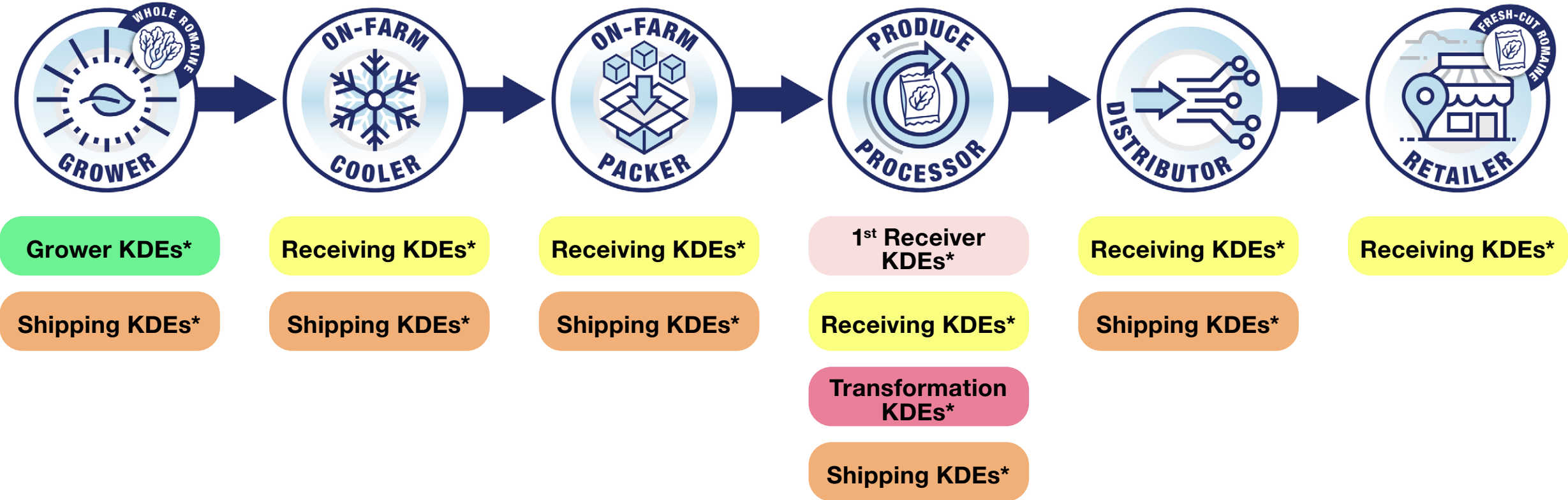
\*Click each box for more detailed KDEs

# Seafood



\*Click each box for more detailed KDEs

# Fresh-Cut Romaine



\*Click each box for more detailed KDEs



## Traceability Program Records

- Description of reference records in which you maintain the required information
- Explanation of where on the records the required information appears
- Description of how reference records for different tracing events for a food (e.g., receipt, transformation, shipment) are linked (if applicable)
- List of foods on the FTL that you ship, including traceability product identifier and description for each food
- Description of how you establish and assign traceability lot codes, if applicable
- Other relevant information needed to understand the data provided



## Grower KDEs

### Traceability lot code linked to:

- Growing coordinates

*\*Additional KDEs required for sprout growers*

*\*Growers must also keep and send [Shipping KDEs](#) and [Additional Send KDEs](#) for Farms*

FDA

### RETURN TO:



SOFT CHEESE



SEAFOOD



FRESH-CUT  
ROMAINE





## First Receiver KDEs

### Traceability lot code linked to:

- Originator location identifier and description
- Name/phone #/ POC of harvester
- Date/time of harvest
- Location identifier and description of cooler
- Date/time of cooling
- Location identifier and description of packer
- Date/time packing

+ RECEIVING KDEs



## Receiving KDEs

### Traceability lot code linked to:

- Immediate previous source location identifier and description
- Entry number (if imported)
- Receiver location identifier and description
- Receipt date and time
- Quantity received and unit of measure
- Traceability product identifier and description of product received
- Traceability lot code generator location identifier, description and POC
- Reference record type(s) and #(s) for documents containing Receiving KDEs
- Transporter name

## First Receiver KDEs

### (Seafood Obtained from a Fishing Vessel)

### Traceability lot code linked to:

- Harvest Date Range
- Harvest locations (NMFS Ocean Geo Code or geographical coordinates) for trip when seafood was caught

+ RECEIVING KDEs



### RETURN TO:




SOFT CHEESE



SEAFOOD



FRESH-CUT  
ROMAINE



## Transformation KDEs

**Traceability lot code of the food produced through transformation linked to:**

- Traceability product identifier and description of food used
- Quantity of each traceability lot of food used
- Transformation location identifier and description
- Transformation completion date
- New traceability product identifier and description
- Quantity and unit of measure of the food produced
- Reference record type(s) and #(s) containing Transformation KDEs



## Creation KDEs

**Traceability lot code of the food created linked to:**

- Creation location identifier and description
- Creation completion date
- Traceability product identifier and product description
- Quantity and unit of measure
- Reference record type(s) and #(s) containing Creation KDEs

FDA

**RETURN TO:**



**SOFT CHEESE**



**SEAFOOD**



**FRESH-CUT  
ROMAINE**



## Shipping KDEs (Keep and send unless otherwise indicated)

- Traceability lot code(s) for the food
- Entry number(s) (if imported)
- Quantity and unit of measure of the food
- Traceability product identifier and product description
- Traceability lot code generator location identifier, description and POC
- Immediate subsequent recipient location identifier and location description
- Shipping location identifier and description
- Shipment date and time
- Shipment reference record type(s) and #(s) containing Shipping KDEs (keep but do not send)
- Transporter name (keep but do not send)



## Additional Send KDEs for Farms

- A statement that you are a farm
- Originator Information (if not you)
  - Originator location identifier
  - Originator location description
- Harvester Information (if not you)
  - Business name
  - Point of contact
  - Phone number
- Date(s) and time(s) of harvesting
- Cooler Information (if not you)
  - Location identifier where food cooled
  - Location description where food cooled
- Date and time of cooling
- Packer Information (if not you)
  - Location identifier where packed
  - Location description where packed
- Date and time of packing

### RETURN TO:

