

HIGHLIGHTS OF PRESCRIBING INFORMATION

These highlights do not include all the information needed to use BRENZAVVY™ safely and effectively. See full prescribing information for BRENZAVVY.

BRENZAVVY (bexagliflozin) tablets, for oral use
Initial U.S. Approval: 2023

INDICATIONS AND USAGE

BRENZAVVY is a sodium-glucose co-transporter 2 (SGLT2) inhibitor indicated as an adjunct to diet and exercise to improve glycemic control in adults with type 2 diabetes mellitus. (1)

Limitation of Use: Not recommended in patients with type 1 diabetes mellitus. May increase the risk of diabetic ketoacidosis in these patients (1)

DOSAGE AND ADMINISTRATION

- Recommended dose: 20 mg once daily, taken in the morning, with or without food. Do not crush or chew the tablet. (2.2)
- Assess renal function before initiating BRENZAVVY and as clinically indicated. Correct volume depletion before initiating (2.1)
- Not recommended if eGFR less than 30 mL/min/1.73 m². (2.1)

DOSAGE FORMS AND STRENGTHS

Tablets: 20 mg (3)

CONTRAINDICATIONS

- Hypersensitivity to bexagliflozin or any excipient in BRENZAVVY
- Patients on dialysis (4)

WARNINGS AND PRECAUTIONS

- Ketoacidosis:** Assess patients who present with signs and symptoms of metabolic acidosis for ketoacidosis, regardless of blood glucose level. If suspected, discontinue, evaluate, and treat promptly. Before initiating, consider risk factors for ketoacidosis. Patients may require monitoring and temporary discontinuation of therapy in clinical situations known to predispose to ketoacidosis. (5.1)
- Lower limb amputation:** Consider factors that may increase the risk for amputations before initiating BRENZAVVY. Monitor patients for signs and symptoms of infection or ulcers of the lower limbs, and discontinue if these occur (5.2).

- Volume depletion:** May result in acute kidney injury. Before initiating BRENZAVVY, assess and correct volume status in patients with impaired renal function or low systolic blood pressure, elderly patients or patients on diuretics. Monitor for signs and symptoms during therapy (5.3)
- Urosepsis and pyelonephritis:** Evaluate patients for signs and symptoms of urinary tract infections and treat promptly, if indicated. (5.4)
- Hypoglycemia:** Consider a lower dose of insulin or insulin secretagogue to reduce risk of hypoglycemia when used in combination with BRENZAVVY (5.5)
- Necrotizing Fasciitis of the Perineum (Fournier's Gangrene):** Serious, life-threatening cases have occurred in both females and males treated with SGLT2 inhibitors. Assess patients presenting with pain or tenderness, erythema, or swelling in the genital or perineal area, along with fever or malaise. If suspected, institute prompt treatment (5.6).
- Genital mycotic infection:** Monitor and treat as appropriate. (5.7)

ADVERSE REACTIONS

Most common adverse reactions (incidence > 5%) are female genital mycotic infections, urinary tract infection and increased urination (6.1)

To report SUSPECTED ADVERSE REACTIONS, contact TheracosBio at 1-855-273-6928 (1-855-BRENZAV) or FDA at 1-800-FDA-1088 or www.fda.gov/medwatch.

USE IN SPECIFIC POPULATIONS

- Pregnancy:** Advise females of the potential risk to a fetus especially during the second and third trimesters. BRENZAVVY is not recommended during the second and third trimesters of pregnancy (8.1)
- Lactation:** Not recommended when breastfeeding. (8.2)
- Geriatric patients:** Higher incidence of adverse reactions related to volume depletion. (5.3, 8.5)
- Renal Impairment:** Higher incidence of adverse reactions related to reduced renal function (5.3, 8.6)
- Hepatic Impairment:** Not recommended for patients with severe hepatic impairment (8.7)

See 17 for PATIENT COUNSELING INFORMATION and Medication Guide

Revised: 01/2023

FULL PRESCRIBING INFORMATION: CONTENTS*

1 INDICATIONS AND USAGE

2 DOSAGE AND ADMINISTRATION

- 2.1 Testing Prior to Initiation and During Treatment with BRENZAVVY
- 2.2 Recommended Dosage

3 DOSAGE FORMS AND STRENGTHS

4 CONTRAINDICATIONS

5 WARNINGS AND PRECAUTIONS

- 5.1 Ketoacidosis
- 5.2 Lower Limb Amputation
- 5.3 Volume Depletion
- 5.4 Urosepsis and Pyelonephritis
- 5.5 Hypoglycemia with Concomitant Use with Insulin and Insulin Secretagogues
- 5.6 Necrotizing Fasciitis of the Perineum (Fournier's Gangrene)
- 5.7 Genital Mycotic Infections

6 ADVERSE REACTIONS

- 6.1 Clinical Trials Experience

7 DRUG INTERACTIONS

8 USE IN SPECIFIC POPULATIONS

- 8.1 Pregnancy
- 8.2 Lactation
- 8.4 Pediatric Use
- 8.5 Geriatric Use

8.6 Renal Impairment

8.7 Hepatic Impairment

10 OVERDOSAGE

11 DESCRIPTION

12 CLINICAL PHARMACOLOGY

- 12.1 Mechanism of Action
- 12.2 Pharmacodynamics
- 12.3 Pharmacokinetics

13 NONCLINICAL TOXICOLOGY

- 13.1 Carcinogenesis, Mutagenesis, Impairment of Fertility

14 CLINICAL STUDIES

- 14.1 Overview of Clinical Trials
- 14.2 Glycemic Control in Adults with Type 2 Diabetes Mellitus - Monotherapy (Trial 1)
- 14.3 Glycemic Control in Adults with Type 2 Diabetes Mellitus - Combination Therapy (Trials 2, 3 and 4)
- 14.4 Glycemic Control in Adults with Type 2 Diabetes Mellitus and Moderate Renal Impairment (Trial 5)
- 14.5 Glycemic Control and Major Cardiovascular Events (MACE) in Adults with Type 2 Diabetes Mellitus and Increased Risk for Cardiovascular Disease (Trial 6)

16 HOW SUPPLIED/STORAGE AND HANDLING

17 PATIENT COUNSELING INFORMATION

*Sections or subsections omitted from the full prescribing information are not listed.

FULL PRESCRIBING INFORMATION

1 INDICATIONS AND USAGE

BRENZAVVY is indicated as an adjunct to diet and exercise to improve glycemic control in adults with type 2 diabetes mellitus.

Limitations of Use

BRENZAVVY is not recommended in patients with type 1 diabetes mellitus. It may increase the risk of diabetic ketoacidosis in these patients [see *Warnings and Precautions (5.1)*].

2 DOSAGE AND ADMINISTRATION

2.1 Testing Prior to Initiation and During Treatment with BRENZAVVY

- Assess renal function prior to initiation of BRENZAVVY and periodically thereafter as clinically indicated [see *Warnings and Precautions (5.3)*]. BRENZAVVY is
 - Not recommended in patients with an eGFR less than 30 mL/min/1.73 m²
 - Contraindicated in patients on dialysis [see *Use in Specific Populations (8.6)*]
- Assess volume status. In patients with volume depletion, correct this condition before initiating BRENZAVVY [see *Warnings and Precautions (5.3)*, *Use in Specific Populations (8.5, 8.6)*].

2.2 Recommended Dosage

- The recommended dosage of BRENZAVVY is 20 mg orally taken once daily in the morning, with or without food [see *Clinical Pharmacology (12.3)*].
- Do not crush or chew the tablet.
- If a dose is missed, take the missed dose as soon as possible. Do not double the next dose.

3 DOSAGE FORMS AND STRENGTHS

Tablets: 20 mg, blue, caplet-shaped, biconvex, bevel-edged, debossed with “2” and inverted “2” on one side.

4 CONTRAINDICATIONS

BRENZAVVY is contraindicated in patients:

- With hypersensitivity to bexagliflozin or any excipient in BRENZAVVY. Anaphylaxis and angioedema have been reported with sodium-glucose co-transporter 2 (SGLT2) inhibitors.
- On dialysis [see *Use in Specific Populations (8.6)*].

5 WARNINGS AND PRECAUTIONS

5.1 Ketoacidosis

Reports of ketoacidosis, a serious life-threatening condition requiring urgent hospitalization, have been identified in clinical trials and postmarketing surveillance in patients with type 1 and type 2 diabetes mellitus who received SGLT2 inhibitors, including BRENZAVVY. Fatal cases of ketoacidosis have been reported for patients taking SGLT2 inhibitors. In placebo-controlled trials of patients with type 1 diabetes, the risk of ketoacidosis was increased in patients who received SGLT2 inhibitors compared to patients who received placebo. BRENZAVVY is not indicated for the treatment of patients with type 1 diabetes mellitus [see *Indications and Usage (1)*].

Patients treated with BRENZAVVY who present with signs and symptoms consistent with severe metabolic acidosis should be assessed for ketoacidosis regardless of blood glucose levels, as ketoacidosis associated with BRENZAVVY may be present even if the blood glucose levels are less than 250 mg/dL. If ketoacidosis is suspected, BRENZAVVY should be discontinued, the patient should be evaluated, and prompt treatment should be instituted. Treatment of ketoacidosis may require insulin, fluid, and carbohydrate replacement.

In many of the reported cases, and particularly in patients with type 1 diabetes, the presence of ketoacidosis was not immediately recognized, and the institution of treatment was delayed because the presenting blood glucose levels were below those typically expected for diabetic ketoacidosis (often less than 250 mg/dL). Signs and symptoms at presentation were consistent with dehydration and severe metabolic acidosis and included nausea, vomiting, abdominal pain, generalized malaise, and shortness of breath. In some but not all cases, factors predisposing to ketoacidosis, such as insulin dose reduction, acute febrile illness, reduced caloric intake, surgery, pancreatic disorders suggesting insulin deficiency (e.g., type 1 diabetes, history of pancreatitis or pancreatic surgery), and alcohol abuse were identified.

Before initiating BRENZAVVY, consider factors in the patient history that may predispose to ketoacidosis, including pancreatic insulin deficiency from any cause, caloric restriction, and alcohol abuse.

For patients who undergo scheduled surgery, consider temporarily discontinuing BRENZAVVY for at least 3 days prior to surgery [see *Clinical Pharmacology* (12.2, 12.3)]. Consider monitoring for ketoacidosis and temporarily discontinuing BRENZAVVY in clinical situations known to predispose to ketoacidosis (e.g., prolonged fasting due to acute illness or post-surgery). Ensure risk factors for ketoacidosis are resolved prior to restarting BRENZAVVY.

Educate patients on the signs and symptoms of ketoacidosis and instruct patients to discontinue BRENZAVVY and seek medical attention immediately if signs and symptoms occur.

5.2 Lower Limb Amputation

An increased incidence of lower limb amputations occurred in BRENZAVVY-treated patients compared to placebo-treated patients (8.3 versus 5.1 events per 1,000 patient-years) in a randomized, placebo-controlled trial evaluating patients with type 2 diabetes who had either established cardiovascular disease (CVD) or were at risk for CVD (Trial 6). Additional amputation data from Trial 6 are shown in Table 2 [see *Adverse Reactions* (6.1)]. Of the 23 BRENZAVVY-treated patients who had amputations, 15 were amputations of the toe and midfoot and 8 were amputations above and below the knee. Some patients had multiple amputations.

Lower limb infections, gangrene, ischemia, and osteomyelitis were the most common precipitating medical events leading to the need for an amputation. The risk of amputation was highest in patients with a baseline history of prior amputation, peripheral vascular disease, and neuropathy.

Before initiating BRENZAVVY, consider factors in the patient history that may predispose to the need for amputations, such as a history of prior amputation, peripheral vascular disease, neuropathy and diabetic foot ulcers. Counsel patients about the importance of routine preventative foot care. Monitor patients receiving BRENZAVVY for signs and symptoms of infection (including osteomyelitis), new pain or tenderness, sores or ulcers involving the lower limbs, and discontinue BRENZAVVY if these complications occur.

5.3 Volume Depletion

BRENZAVVY can cause intravascular volume contraction which may sometimes manifest as symptomatic hypotension or acute transient changes in creatinine [see *Adverse Reactions* (6.1)]. There have been postmarketing reports of acute kidney injury, some requiring hospitalization and dialysis, in patients with type 2 diabetes mellitus receiving SGLT2 inhibitors. Patients with impaired renal function (eGFR less than 60 mL/min/1.73 m²) [see *Use in Specific Populations* (8.6)], elderly patients, patients with low systolic blood pressure, or patients on loop diuretics may be at increased risk for volume depletion or hypotension. Before initiating BRENZAVVY in patients with one or more of these characteristics, assess volume status and renal function [see *Dosage and Administration* (2.1)]. In patients with volume depletion, correct this condition before initiating BRENZAVVY. Monitor for signs and symptoms of volume depletion, and renal function after initiating therapy.

5.4 Urosepsis and Pyelonephritis

There have been reports of serious urinary tract infections, including urosepsis and pyelonephritis, requiring hospitalization in patients receiving SGLT2 inhibitors, including BRENZAVVY. Treatment with SGLT2 inhibitors,

including BRENZAVVY, increases the risk for urinary tract infections. Evaluate patients for signs and symptoms of urinary tract infections and treat promptly, if indicated [see *Adverse Reactions (6.1)*].

5.5 Hypoglycemia with Concomitant Use with Insulin and Insulin Secretagogues

Insulin and insulin secretagogues (e.g., sulfonylureas) are known to cause hypoglycemia. BRENZAVVY may increase the risk of hypoglycemia when used in combination with insulin and/or an insulin secretagogue [see *Adverse Reactions (6.1)*]. A lower dose of insulin or insulin secretagogue may be required to minimize the risk of hypoglycemia when used in combination with BRENZAVVY.

5.6 Necrotizing Fasciitis of the Perineum (Fournier's Gangrene)

Reports of necrotizing fasciitis of the perineum (Fournier's Gangrene), a rare but serious and life-threatening necrotizing infection requiring urgent surgical intervention, have been identified in postmarketing surveillance in patients with diabetes mellitus receiving SGLT2 inhibitors. Cases have been reported in both females and males. Serious outcomes have included hospitalization, multiple surgeries, and death.

Patients treated with BRENZAVVY presenting with pain or tenderness, erythema, or swelling in the genital or perineal areas, along with fever or malaise, should be assessed for necrotizing fasciitis. If suspected, start treatment immediately with broad-spectrum antibiotics and, if necessary, surgical debridement. Discontinue BRENZAVVY, closely monitor blood glucose levels, and provide appropriate alternative therapy for glycemic control.

5.7 Genital Mycotic Infections

BRENZAVVY increases the risk of genital mycotic infections [see *Adverse Reactions (6.1)*]. Patients who have a history of genital mycotic infections or who are uncircumcised are more likely to develop genital mycotic infections. Monitor and treat appropriately.

6 ADVERSE REACTIONS

The following important adverse reactions are described below and elsewhere in the labeling:

- Ketoacidosis [see *Warnings and Precautions (5.1)*]
- Lower Limb Amputation [see *Warnings and Precautions (5.2)*]
- Volume Depletion [see *Warnings and Precautions (5.3)*]
- Urosepsis and Pyelonephritis [see *Warnings and Precautions (5.4)*]
- Hypoglycemia with Concomitant Use with Insulin and Insulin Secretagogues [see *Warnings and Precautions (5.5)*]
- Necrotizing Fasciitis of the Perineum (Fournier's Gangrene) [see *Warnings and Precautions (5.6)*]
- Genital Mycotic Infections [see *Warnings and Precautions (5.7)*]

6.1 Clinical Trials Experience

Because clinical trials are conducted under widely varying conditions, adverse reaction rates observed in the clinical trials of a drug cannot be directly compared to rates in the clinical trials of another drug and may not reflect the rates observed in practice.

Pool of Placebo-Controlled Trials Evaluating BRENZAVVY 20 mg

The data in Table 1 are derived from three trials in adults with type 2 diabetes mellitus: two 24-week placebo-controlled trials (one as monotherapy and another as add-on to metformin therapy; Trials 1 and 2, respectively) [see *Clinical Studies (14.2, 14.3)*] and a 12-week, placebo-controlled, dose-ranging, monotherapy trial (only the data from the 20 mg dosage of BRENZAVVY per day were included in this pool). In these pooled trials, patients received placebo (N = 300) or BRENZAVVY 20 mg (N = 372), once daily. The mean age of the population was 56 years and 5% of the patients were older than 75 years of age. Fifty-seven percent (57%) were male and 45% were White, 38% Asian, 15% Black and 2% other races. At baseline, the mean duration of type 2 diabetes mellitus was 7.7 years and the mean hemoglobin A1c (HbA1c) was 8.2%. Established microvascular complications of type 2 diabetes mellitus at baseline included diabetic nephropathy (0.8%), retinopathy (24%),

and peripheral neuropathy (33%). Baseline renal function was eGFR \geq 60 mL/min/1.73 m² in 98% of patients and eGFR 45 to < 60 mL/min/1.73 m² in 2% of patients (mean eGFR 92 mL/min/1.73 m²).

Table 1 shows common adverse reactions associated with the use of BRENZAVVY in these trials. These adverse reactions occurred more commonly in BRENZAVVY-treated patients than placebo-treated patients, and occurred in at least 2% of BRENZAVVY-treated patients.

Table 1. Adverse Reactions in Adults with Type 2 Diabetes Mellitus - Monotherapy or in Combination with Metformin*

	Percentage of Patients	
	Placebo N = 300	BRENZAVVY N = 372
Increased urination ^a	3	7
Urinary tract infection ^b	4	6
Female genital mycotic infections ^c	0	6
Thirst ^d	2	3
Vaginal pruritus ^e	0	3
Male genital mycotic infection ^f	1	2
Hypoglycemia	1	2

* The three placebo-controlled trials included two monotherapy trials and one add-on combination trial with metformin in adults with type 2 diabetes mellitus (Trials 1, 2, and a 12-week dose ranging trial). Adverse reactions were those that occurred more commonly in BRENZAVVY-treated patients than placebo-treated patients and occurred in at least 2% of BRENZAVVY-treated patients.

^a Includes: polyuria, pollakiuria, micturition urgency, nocturia.

^b Includes: dysuria, urinary tract infection, nitrite urine present, streptococcal urinary tract infection, cystitis.

^c Includes: vulvovaginal mycotic infection, vaginal infection, genital infection fungal, vulvovaginal candidiasis. Percentages calculated with the number of female patients in each group as denominator: placebo (N = 130), BRENZAVVY (N = 156).

^d Includes: thirst, polydipsia.

^e Includes: pruritus genital, vulvovaginal pruritus. Percentages calculated with the number of females in each group as denominator: placebo (N = 130), BRENZAVVY (N = 156).

^f Includes: balanoposthitis, genital infection fungal, tinea cruris. Percentages calculated with the number of males in each group as denominator: placebo (N = 170), BRENZAVVY (N = 216).

Clinical Trial in Patients with Increased Risk for Major Adverse Cardiovascular Events

BRENZAVVY was evaluated in a trial that enrolled adults with type 2 diabetes mellitus who had either established CVD or were at increased risk for CVD (Trial 6) [see *Clinical Studies (14.5)*]. Patients on standard of care therapy for diabetes management were randomized to receive add-on therapy with either placebo (N = 567) or BRENZAVVY 20 mg once daily (N = 1,132) for a minimum duration of 52 weeks (median duration 2.4 years). The most common adverse reactions observed in this trial were generally consistent with other trials of BRENZAVVY in adults with type 2 diabetes mellitus (see *Table 1*).

Other Adverse Reactions

Lower Limb Amputations

An increased incidence of non-traumatic lower limb amputations occurred in BRENZAVVY-treated patients compared to placebo-treated patients in a trial (Trial 6) that evaluated adults with type 2 diabetes mellitus who had either established CVD or were at increased risk for CVD. Patients in this trial were followed for a median duration of 2.4 years. The lower limb amputation data are shown in Table 2.

Table 2. Non-traumatic Lower Limb Amputation in Adults with Type 2 Diabetes Mellitus who had either Established Cardiovascular Disease or were at Risk for Cardiovascular Disease (Trial 6)

	Placebo N = 567	BRENZAVVY N = 1,132
Patients with an amputation, n (%)	7 (1.2%)	23 (2.0%)
Total amputations	13	25

Amputation incidence rate (per 1,000 patient-years)	5.1	8.3
Hazard Ratio (95% CI)	-	1.64 (0.70, 3.82)

Note: Incidence is based on the number of patients with at least one amputation, and not the total number of amputation events. A patient's follow-up is calculated from Day 1 to the first amputation event date. Some patients had more than one amputation.

Volume Depletion

In a trial of adults with type 2 diabetes mellitus and moderate renal impairment (Trial 5), adverse reactions related to volume depletion (e.g., dehydration, dizziness, dizziness postural, vertigo, vertigo positional, presyncope, hypotension, and orthostatic hypotension) were reported in 3.9% and 8.9% of patients treated with placebo and BRENZAVVY, respectively.

Genital Mycotic Infections

In a pool of three placebo-controlled clinical trials (12-week dose ranging trial and Trials 1 and 2), the incidence of female genital mycotic infections occurred in 0% and 5.6% of females treated with placebo and BRENZAVVY, respectively (see Table 1). In the same pool of trials, male genital mycotic infections occurred in 1.4% and 2.2% of males treated with placebo and BRENZAVVY, respectively (see Table 1). In a trial that enrolled adults with type 2 diabetes mellitus and moderate renal impairment (Trial 5), 0% and 9.2% of female patients treated with placebo and BRENZAVVY, respectively, had a genital mycotic infection.

In a trial that enrolled adults with type 2 diabetes mellitus who had either established CVD or were at increased risk for CVD (Trial 6), 2.8% and 9.0% of patients treated with placebo and BRENZAVVY, respectively, had at least one event of genital mycotic infection. In the same trial, genital mycotic infections that caused drug discontinuation were reported in 0% and 1.2% of patients treated with placebo and BRENZAVVY, respectively. Balanoposthitis was reported in 0% and 2.9% of male patients, and phimosis was reported in 0.3% and 0.5% of male patients treated with placebo and BRENZAVVY, respectively. Patients treated with BRENZAVVY with events of phimosis typically underwent circumcision.

Fractures

In a trial that enrolled adults with type 2 diabetes mellitus who had either established CVD or were at increased risk for CVD (Trial 6), the incidence rates of serious fractures, including events of hip and femur fracture, were 1.4 and 5.4 events per 1,000 patient-years of follow-up in the placebo and BRENZAVVY groups, respectively. The imbalance in serious fractures was observed within the first 6 months of therapy and remained through the end of the trial.

Hypoglycemia

The incidence of hypoglycemia by trial is shown in Table 3.

Table 3. Incidence of Overall* and Severe† Hypoglycemia in Placebo-Controlled Clinical Trials in Adults with Type 2 Diabetes Mellitus

	Placebo	BRENZAVVY
Monotherapy (24 weeks) (Trial 1)		
All subjects	N = 69	N = 138
- Overall [N (%)]	0 (0)	0 (0)
- Severe [N (%)]	0 (0)	0 (0)
Add-on to Metformin (24 weeks) (Trial 2)		
All subjects	N = 159	N = 158
- Overall [N (%)]	0 (0)	1 (0.6)
- Severe [N (%)]	0 (0)	0 (0)
Add-on to Standard of Care Therapy in Patients with Moderate Renal Impairment (24 weeks) (Trial 5)^β		
All subjects	N = 155	N = 157
- Overall [N (%)]	0 (0)	2 (1.3)
- Severe [N (%)]	0 (0)	1 (0.6)
Subjects on background insulin and/or sulfonylurea	N = 109	N = 106
- Overall [N (%)]	0 (0)	2 (1.9)

- Severe [N (%)]	0 (0)	1 (0.9)
Add-on to Standard of Care Therapy in Patients with Increased CV Risk (Trial 6) ^β		
All subjects	N = 567	N = 1,132
- Overall [N (%)]	11 (1.9)	23 (2.0)
- Severe [N (%)]	8 (1.4)	10 (0.9)
Subjects on background insulin and/or sulfonylurea	N = 454	N = 923
- Overall [N (%)]	10 (2.2)	22 (2.4)
- Severe [N (%)]	8 (1.8)	10 (1.1)

* Overall hypoglycemia: plasma or capillary glucose of less than 54 mg/dL.

† Severe hypoglycemia: patient required assistance, lost consciousness, or experienced a seizure (irrespective of blood glucose concentration).

^β No restrictions were placed on background antihyperglycemic therapy (aside from treatment with another SGLT2 inhibitor) and approximately 50% of patients used insulin and/or an insulin secretagogue at baseline.

Rash and Dermatitis

In the clinical program of BRENZAVVY, one event of rash and one event of dermatitis was confirmed to be attributable to BRENZAVVY exposure by withdrawal and rechallenge. The rash and dermatitis events occurred on day 37 and day 3 of exposure to BRENZAVVY, respectively. In a trial that enrolled adults with type 2 diabetes mellitus who had either established CVD or were at increased risk for CVD (Trial 6), 3.4% and 5.4% of patients experienced at least one event of rash with placebo and BRENZAVVY, respectively.

Sepsis

BRENZAVVY was associated with an increased risk of sepsis/septic shock events, including events that may have caused or contributed to death, in a trial that enrolled adults with type 2 diabetes mellitus who had either established CVD or were at increased risk for CVD (Trial 6). Sepsis events occurred in 2 (0.4%) and 14 (1.2%) of placebo-treated patients and BRENZAVVY-treated patients in the trial, respectively. Of these, 1 sepsis event among placebo-treated patients and 3 sepsis events among BRENZAVVY-treated patients were related to urinary tract infections.

Laboratory Abnormalities

Changes in Serum Creatinine and eGFR

Initiation of BRENZAVVY causes an increase in serum creatinine and decrease in eGFR within weeks of starting therapy that stabilizes by week 6 to 12. In a trial enrolling adults with type 2 diabetes mellitus and moderate renal impairment (Trial 5), a mean change in serum creatinine of 0.0 mg/dL and a decrease in eGFR of 0.1 mL/min/1.73 m² was observed in the placebo group as compared to a mean increase in serum creatinine of 0.1 mg/dL and a mean decrease in eGFR of 4.6 mL/min/1.73 m² with BRENZAVVY, within the first 6 weeks of treatment. In a trial that enrolled adults with type 2 diabetes mellitus who had either established CVD or were at increased risk for CVD (Trial 6), an initial decrease in eGFR was seen within weeks of starting therapy (eGFR changes from baseline to week 12 of 0 and -3.1 mL/min/1.73 m² in the placebo and BRENZAVVY arms, respectively). Acute hemodynamic changes may play a role in the early renal function changes observed with BRENZAVVY since they are reversed after treatment discontinuation.

Increases in Low-Density Lipoprotein Cholesterol (LDL-C)

In a pool of two placebo-controlled clinical trials (Trials 1 and 2), mean LDL-C decreased by 3.8 mg/dL (3.7%) in patients treated with placebo (N = 195) and increased by 1.7 mg/dL (1.6%) in patients treated with BRENZAVVY (N = 247) at week 24. In a trial that enrolled adults with type 2 diabetes mellitus who had either established CVD or were at increased risk for CVD (Trial 6), LDL-C increased by 3 mg/dL (3.2%) and 3 mg/dL (4.1%) with placebo and BRENZAVVY treatment, respectively, at Week 24.

Increases in Hemoglobin and Hematocrit

In a pool of two placebo-controlled trials (Trials 1 and 2), mean changes from baseline to Week 24 in hemoglobin were -0.3 g/dL (-2.1%) with placebo and 0.4 g/dL (2.9%) with BRENZAVVY. In the same pool, mean changes from baseline to Week 24 in hematocrit were -0.6% with placebo and 1.3% with BRENZAVVY 20 mg. Fewer patients had > 2 g/dL increases in hemoglobin from baseline for placebo (0.5%) compared to BRENZAVVY

(4.9%). Increases in hemoglobin > 3 g/dL from baseline were observed in 0% of placebo-treated patients compared to 0.7% of BRENZAVVY-treated patients.

7 DRUG INTERACTIONS

See Table 4 for clinically significant interactions with BRENZAVVY.

Table 4. Clinically Significant Interactions with BRENZAVVY

UGT Enzyme Inducers	
Clinical Impact	UGT Enzyme Inducers may significantly reduce exposure to BRENZAVVY and lead to decreased efficacy [see <i>Clinical Pharmacology (12.3)</i>].
Intervention	Consider adding another antihyperglycemic agent in patients who require additional glycemic control.
Concomitant Use with Insulin and Insulin Secretagogues	
Clinical Impact	The risk of hypoglycemia is increased when BRENZAVVY is used in combination with insulin and/or an insulin secretagogue.
Intervention	A lower dose of insulin or insulin secretagogue may be required to minimize the risk of hypoglycemia when used in combination with BRENZAVVY.
Lithium	
Clinical Impact	Concomitant use with SGLT2 inhibitors such as BRENZAVVY may decrease serum lithium concentrations.
Intervention	Monitor serum lithium concentration more frequently upon BRENZAVVY initiation and discontinuation.
Positive Urine Glucose Test	
Clinical Impact	SGLT2 inhibitors increase urinary glucose excretion and will lead to positive urine glucose tests.
Intervention	Monitoring glycemic control with urine glucose tests is not recommended in patients taking SGLT2 inhibitors. Use alternative methods to monitor glycemic control.
Interference with 1,5-anhydroglucitol (1,5-AG) Assay	
Clinical Impact	Measurements of 1,5-AG are unreliable in assessing glycemic control in patients taking SGLT2 inhibitors.
Intervention	Monitoring glycemic control with 1,5-AG assay is not recommended. Use alternative methods to monitor glycemic control.

8 USE IN SPECIFIC POPULATIONS

8.1 Pregnancy

Risk Summary

Based on animal data showing adverse renal effects, BRENZAVVY is not recommended during the second and third trimesters of pregnancy.

The available data on use of BRENZAVVY during pregnancy are insufficient to determine a drug-associated risk of major birth defects, miscarriage, or other adverse maternal or fetal outcomes. There are risks to the mother and fetus associated with poorly controlled diabetes in pregnancy (see *Clinical Considerations*).

In animal studies, adverse renal pelvic and tubule dilatations that were not fully reversible were observed in rats when bexagliflozin was administered during a period of renal development corresponding to the late second and third trimesters of human pregnancy at exposures 11 times the 20 mg clinical dose (see *Data*).

The estimated background risk of major birth defects is 6% to 10% in women with pre-gestational diabetes with a peri-conceptual HbA1c > 7% and has been reported to be as high as 20% to 25% in women with a peri-conceptual HbA1c > 10%. The estimated background risk of miscarriage for the indicated population is unknown. In the U.S. general population, the estimated background risk of major birth defects and miscarriage in clinically recognized pregnancies is 2% to 4% and 15% to 20%, respectively.

Clinical Considerations

Disease-Associated Maternal and/or Embryo/Fetal Risk

Hypoglycemia and hyperglycemia occur more frequently during pregnancy in patients with pre-gestational diabetes. Poorly controlled diabetes in pregnancy increases the maternal risk for diabetic ketoacidosis, preeclampsia, spontaneous abortions, preterm delivery, and delivery complications. Poorly controlled diabetes increases the fetal risk for major birth defects, stillbirth, and macrosomia related morbidity.

Data

Animal Data

Bexagliflozin administered to juvenile rats at 0.3, 3 or 30 mg/kg/day by oral gavage from postnatal days 21 to 90 caused a dose dependent increase in the incidence and severity of renal pelvic and tubular dilatation at ≥ 3 mg/kg (11 times the clinical dose of 20 mg based on AUC). These outcomes occurred with drug exposure during periods of renal development in rats equivalent to the late second and third trimester of human renal development and did not fully reverse following a 1-month recovery period.

In embryofetal development studies in rats and rabbits, bexagliflozin was administered at 7, 40, and 200 mg/kg/day (rats) and 5, 25, and 150 mg/kg/day (rabbits) during organogenesis. No adverse developmental effects were observed in rats at doses up to 200 mg/kg/day (551 times the clinical dose of 20 mg based on AUC). Reduced maternal body weight, embryo lethality, and fetal malformations were observed in rabbits at 150 mg/kg/day (368 times the clinical dose of 20 mg based on AUC).

In a prenatal and postnatal development study, bexagliflozin was administered to maternal rats by oral gavage during organogenesis and until weaning at doses of 7, 40, or 200 mg/kg/day. Maternal mortality occurred at ≥ 40 mg/kg (79 times the clinical dose of 20 mg based on AUC), primarily following parturition. Reduced gestational body weight, increased post-implantation loss, and smaller litter size were noted at 200 mg/kg (361 times the clinical dose of 20 mg based on AUC). In the offspring, lower body weight gain and decreased survival were noted at 200 mg/kg, which occurred in the presence of significant maternal toxicity.

8.2 Lactation

Risk Summary

There is no information regarding the presence of bexagliflozin in human milk, the effects on the breastfed infant or the effects on milk production. Bexagliflozin is excreted in the milk of lactating rats (*see Data*). When a drug is present in animal milk, it is likely that the drug will be present in human milk. Since human kidney maturation occurs in utero and during the first 2 years of life when lactational exposure may occur, there may be risk to the developing human kidney. Because of the potential for serious adverse reactions in a breastfed infant, including the potential for bexagliflozin to affect postnatal renal development, advise patients that use of BRENZAVVY is not recommended while breastfeeding.

Data

Bexagliflozin was present in rat milk at a milk:plasma ratio of approximately 2. The concentration of bexagliflozin in animal milk does not necessarily predict the concentration of bexagliflozin in human milk.

Juvenile rats directly exposed to bexagliflozin showed a risk to the developing kidney (renal pelvic and tubular dilatation) during the period of renal development in rats corresponding to the late second and third trimester of human renal development.

8.4 Pediatric Use

The safety and effectiveness of BRENZAVVY have not been established in pediatric patients.

8.5 Geriatric Use

In 9 clinical trials of BRENZAVVY, 1047(40.6%) patients 65 years and older, and 212 (8.2%) patients 75 years and older were exposed to BRENZAVVY [*see Clinical Studies (14)*].

One of the 9 trials enrolled patients with type 2 diabetes mellitus who had either established CVD or were at increased risk for CVD (Trial 6), and had a total of 571 (50%) patients treated with BRENZAVVY who were 65 years and older, and 113 (10%) patients treated with BRENZAVVY who were 75 years and older [*see Clinical Studies (14.5)*]. No overall differences in the effectiveness of BRENZAVVY have been observed between

patients 65 years of age and older and younger adult patients. Among patients aged 65 and older in this trial, volume depletion events were reported in 7.6% and 9.8% of patients in the placebo and BRENZAVVY groups, respectively [see *Warnings and Precautions (5.3)*].

8.6 Renal Impairment

BRENZAVVY is contraindicated in patients receiving dialysis and is not recommended in patients with an eGFR less than 30 mL/min/1.73 m² due to the decline of the glucose lowering effect of BRENZAVVY and reduction in urine output in these patients [see *Clinical Pharmacology (12.3)*]. The recommended dosage for patients with an eGFR greater than or equal to 30 mL/min/1.73 m² is the same as the recommended dosage for patients with normal renal function [see *Dosage and Administration (2.1)*].

The safety and efficacy of BRENZAVVY in adults with type 2 diabetes mellitus and moderate renal impairment (eGFR between 30 and 60 mL/min/1.73 m²) were evaluated in Trial 5 [see *Clinical Studies (14.4)*]. Efficacy and safety studies with BRENZAVVY did not enroll patients with an eGFR less than 30 mL/min/1.73 m².

BRENZAVVY-treated patients with renal impairment may be more likely to experience adverse reactions associated with BRENZAVVY treatment, including female genital mycotic infection, increased urination, and thirst, and may be at higher risk for volume depletion and acute kidney injury [see *Warnings and Precautions (5.3)* and *Adverse Reactions (6.1)*].

8.7 Hepatic Impairment

BRENZAVVY has not been studied in patients with severe hepatic impairment and is not recommended for use in this patient population. The recommended dosage for patients with mild to moderate hepatic impairment is the same as the recommended dosage for patients with normal hepatic function [see *Clinical Pharmacology (12.3)*].

10 OVERDOSAGE

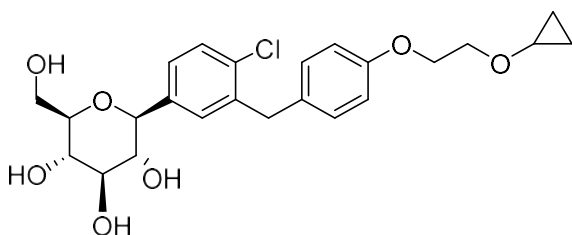
In the event of an overdose of BRENZAVVY, consider contacting the Poison Help line (1-800-222-1222) or a medical toxicologist for additional overdose management recommendations. Employ the usual supportive measures as dictated by the patient's clinical status. Removal of bexagliflozin by hemodialysis has not been studied.

11 DESCRIPTION

BRENZAVVY tablets for oral use contain bexagliflozin, an SGLT2 inhibitor.

The chemical name of bexagliflozin is (2S,3R,4R,5S,6R)-2-(4-chloro-3-(4-(2-cyclopropoxyethoxy)benzyl)phenyl)-6-(hydroxymethyl)tetrahydro-2H-pyran-3,4,5-triol.

The molecular formula is C₂₄H₂₉ClO₇ and the molecular weight is 464.94 g/mol. The structural formula is:



Bexagliflozin is a white/off-white to pale yellow powder. It is very slightly soluble in water and freely soluble in methanol, acetone, ethylene glycol, and propylene glycol. It is slightly soluble in heptane, cyclohexane, and toluene. Crystalline bexagliflozin is not hygroscopic.

Each film-coated tablet contains 20 mg of bexagliflozin and the inactive ingredients colloidal silicon dioxide, glyceryl dibehenate, lactose monohydrate, magnesium stearate, microcrystalline cellulose, polyethylene oxide, and poloxamer 188. In addition, the film coating ingredient, Opadry® II Blue 85F99153, contains the inactive ingredients FD&C Blue #1/Brilliant Blue FCF Aluminum Lake, FD&C Blue #2/Indigo Carmine Aluminum Lake, macrogol 3350, partially hydrolyzed polyvinyl alcohol, talc, and titanium dioxide.

12 CLINICAL PHARMACOLOGY

12.1 Mechanism of Action

Bexagliflozin is an inhibitor of sodium-glucose co-transporter 2 (SGLT2), the transporter responsible for reabsorption of the majority of glucose from the renal glomerular filtrate in the renal proximal tubule. By inhibiting SGLT2, bexagliflozin reduces renal reabsorption of filtered glucose and lowers the renal threshold for glucose, and thereby increases urinary glucose excretion.

12.2 Pharmacodynamics

Urinary Glucose Excretion and Urinary Volume

Dose-dependent increases in urinary glucose excretion (UGE) accompanied by increases in urine volume were observed in healthy subjects and in adults with type 2 diabetes mellitus following single- and multiple-dose administration of bexagliflozin. Dose-response analysis indicates that 20 mg bexagliflozin provides near-maximal UGE. Elevated UGE was maintained after multiple-dose administration.

Cardiac Electrophysiology

At 5 times the recommended dose, bexagliflozin does not prolong the QTc interval to any clinically significant extent.

12.3 Pharmacokinetics

The pharmacokinetics of bexagliflozin are similar in healthy subjects and adults with type 2 diabetes mellitus. Following dosing in the fasted state, mean C_{max} and $AUC_{0-\infty}$ were 134 ng/mL and 1,162 ng·h/mL, respectively. Bexagliflozin does not exhibit time-dependent pharmacokinetics and accumulates in plasma up to ~20% following multiple dosing.

Absorption

Following oral administration of BRENZAVVY, peak plasma concentrations of bexagliflozin were reached between 2 – 4 hours post-dose and can be delayed if taken after a meal or by medications that slow gastric emptying. Plasma C_{max} and AUC of bexagliflozin increase in a dose-proportional manner following single doses from 3 mg (0.15 times the recommended dose) to 90 mg (4.5 times the recommended dose).

Effect of Food

Administration of BRENZAVVY after consumption of a standard high-fat, high-caloric meal increased C_{max} and AUC by 31% and 10%, respectively, compared to dosing in the fasted state. The median T_{max} was increased to 5 hours. The effects of food on bexagliflozin pharmacokinetics are not considered clinically relevant [*see Dosage and Administration (2.2)*].

Distribution

Bexagliflozin is approximately 93% bound to plasma protein. Neither renal nor hepatic impairment substantially alters protein binding. The apparent volume of distribution is 262 L.

Elimination

Metabolism

Bexagliflozin is mainly metabolized by UGT1A9 and, to a lesser extent, CYP3A. In plasma the most abundant metabolite is the pharmacologically inactive 3'-O-glucuronide, which was found to constitute 32.2% of the parent compound AUC in a radiolabeled tracer study. None of the metabolites are expected to have clinically relevant pharmacological effects.

Excretion

The apparent oral clearance of bexagliflozin is 19.1 L/h by population pharmacokinetic modeling. The apparent terminal elimination half-life of bexagliflozin was approximately 12 hours. Following administration of an oral [14 C]-bexagliflozin solution to healthy subjects, 91.6% of input radioactivity was recovered, 51.1% in feces, the majority as bexagliflozin, and 40.5% in urine, largely as the 3'-O-glucuronide. The proportion of input radioactivity recovered as bexagliflozin in urine and feces was 1.5% and 28.7%, respectively.

Specific Populations

Patients with Renal Impairment

In a clinical pharmacology study in patients with type 2 diabetes mellitus and mild (eGFR 60 to 89 mL/min/1.73 m²), moderate (eGFR 30 to 59 mL/min/1.73 m²), and severe (eGFR less than 30 mL/min/1.73 m²) renal impairment, the AUC of bexagliflozin was 7%, 34% and 54% greater than in patients with normal renal function, respectively, after administration of a single 20 mg dose of BRENZAVVY. These increases in bexagliflozin AUC are not considered clinically meaningful.

Consistent with the mechanism of action of bexagliflozin, the 24-hour UGE in patients with type 2 diabetes mellitus and mild, moderate, and severe renal impairment was 17%, 60%, and 83% lower than in patients with type 2 diabetes mellitus with normal renal function, respectively. Therefore, the glucose-lowering pharmacodynamic response to bexagliflozin declines with increasing severity of renal impairment [see *Dosage and Administration (2.1)*, *Contraindications (4)*, *Warnings and Precautions (5.3)*, *Use in Specific Populations (8.6)*, and *Clinical Studies (14)*]. The impact of hemodialysis on bexagliflozin exposure is not known.

Patients with Hepatic Impairment

In patients with moderate hepatic impairment (Child-Pugh class B), the AUC of bexagliflozin increased by 28%, and C_{max} increased by 6.3% compared to subjects with normal hepatic function. These increases in bexagliflozin AUC and C_{max} are not considered clinically meaningful. There is no clinical experience in patients with Child-Pugh class C (severe) hepatic impairment [see *Use in Specific Populations (8.7)*].

Effects of Age, Body Weight, Sex, and Race

Based on a population pharmacokinetic analysis, age, body weight, sex and race do not have a clinically relevant effect on the pharmacokinetics of bexagliflozin.

Drug Interaction Studies

In vitro Assessment of Drug Interactions

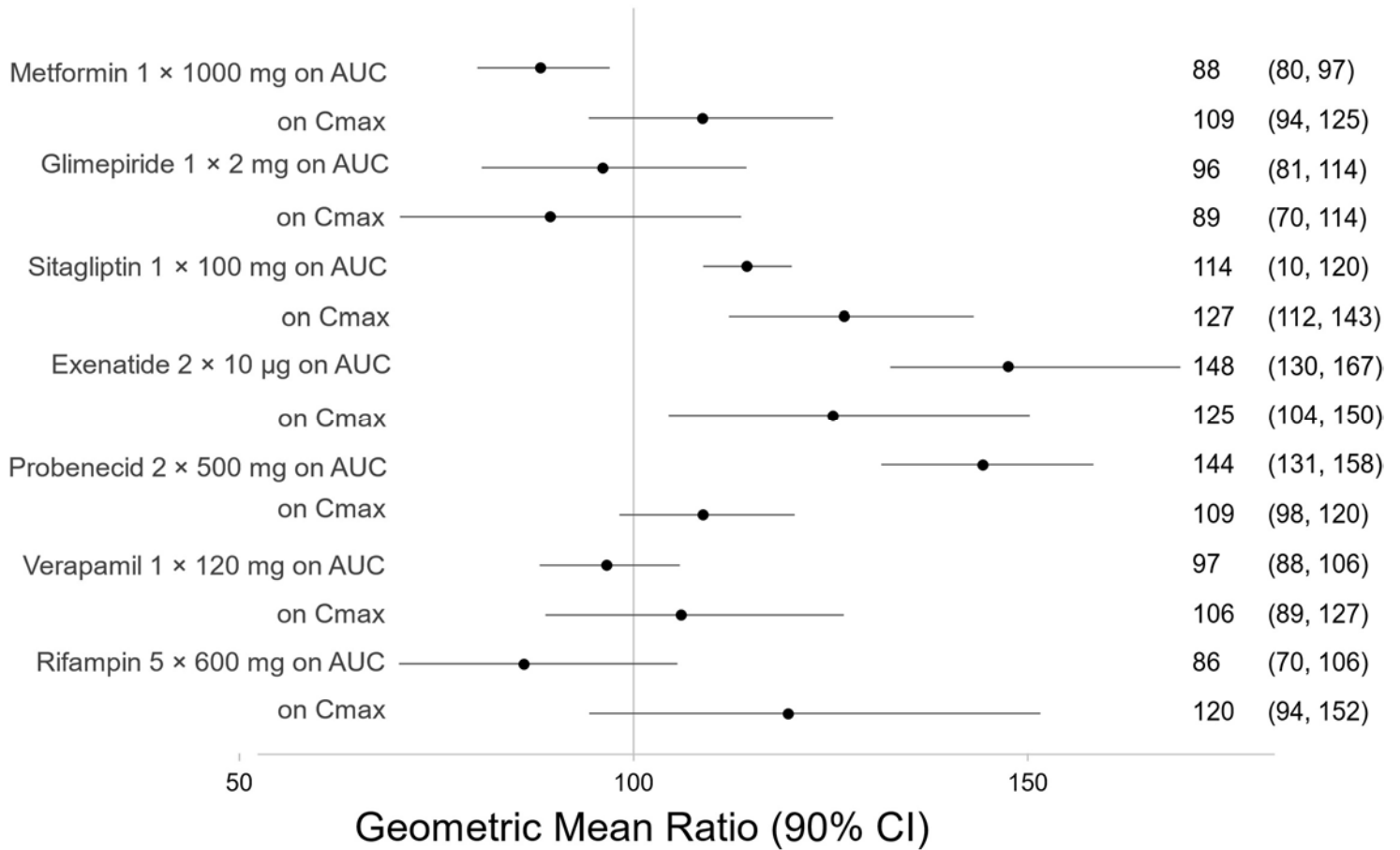
Based on *in vitro* studies, bexagliflozin is not expected to inhibit CYP450 isoenzymes (CYPs) 1A2, 2B6, 2C8, 2C9, 2C19, 2D6, and 3A4, or induce CYPs 1A2, 2C19 and 3A4 at clinically relevant plasma concentrations.

Bexagliflozin is not expected to inhibit drug transporters including breast cancer resistance protein (BRCP), bile salt export pump (BSEP), organic anion transporting polypeptides (OATP1B1, OATP1B3), anion transporters (OAT1, OAT3), organic cation transporters (OCT1, OCT2), and multidrug and toxin extrusion transporters (MATE1, MATE2-K) at clinically relevant plasma concentrations. Bexagliflozin is a substrate for P-glycoprotein (P-gp).

In vivo Assessment of Drug Interactions

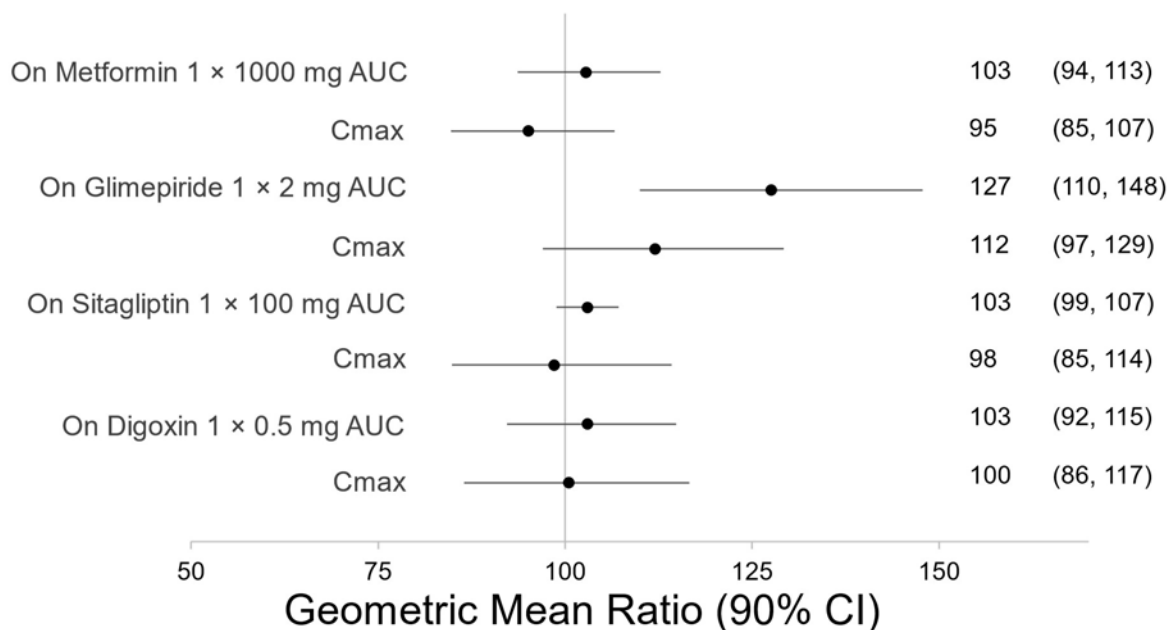
There are no clinically meaningful changes in bexagliflozin exposure when taken with metformin, glimepiride, sitagliptin, exenatide, probenecid, or verapamil (Figure 1). Bexagliflozin had no clinically relevant effect on the pharmacokinetics of metformin, glimepiride, sitagliptin, and digoxin (Figure 2).

Figure 1. Effect of Other Drugs on the Pharmacokinetics of Bexagliflozin



Note: Rifampin dosing over 5 days, the regimen may not represent the maximal impact on bexagliflozin exposure. All others were single day dosing (once daily or twice daily).

Figure 2. Effect of Bexagliflozin on the Pharmacokinetics of Other Drugs



Note: Single day dosing.

13 NONCLINICAL TOXICOLOGY

13.1 Carcinogenesis, Mutagenesis, Impairment of Fertility

Carcinogenesis

Carcinogenesis was evaluated in 2-year studies in CD-1 mice at oral gavage doses of 15, 50, and 150 mg/kg/day and in Sprague-Dawley (SD) rats at 3, 10, and 30 mg/kg/day. In male rats, the dose was reduced to 1, 3, and 10 mg/kg/day at week 73 due to exacerbation of chronic progressive nephropathy resulting in excessive mortality. There were no drug-related neoplastic findings in mice or rats at up to the highest doses tested representing up to 156 times (mice) and 68 times (rats) the clinical dose of 20 mg based on AUC.

Mutagenesis

Bexagliflozin was not mutagenic or clastogenic with or without metabolic activation in the *in vitro* Ames bacterial mutagenicity assay, the *in vitro* CHO cell assay, an *in vivo* micronucleus assay in rats, and an *in vivo* unscheduled hepatic DNA synthesis study in rats.

Impairment of Fertility

Bexagliflozin had no effects on mating, fertility or early embryonic development in male or female rats at any dose up to the highest dose of 200 mg/kg/day, which resulted in exposures 280 times (males) and 439 times (females) the 20 mg clinical dose (based on AUC).

14 CLINICAL STUDIES

14.1 Overview of Clinical Trials

BRENZAVVY has been studied as monotherapy (Trial 1) and in combination with metformin in adults with type 2 diabetes mellitus (Trials 2, 3, and 4) [see *Clinical Studies (14.2 and 14.3)*]. BRENZAVVY has also been studied in adults with type 2 diabetes mellitus with moderate renal impairment (Trial 5) [see *Clinical Studies (14.4)*], and in adults with type 2 diabetes mellitus with established CVD or at increased risk for CVD (Trial 6) [see *Clinical Studies (14.5)*].

Treatment with BRENZAVVY reduced hemoglobin A1c (HbA1c) compared to placebo and efficacy was noninferior to glimepiride (up-titrated to a maximum dose of 6 mg) and sitagliptin 100 mg once daily (see Trials 3 and 4). The reduction in HbA1c by BRENZAVVY was shown across subgroups of age, sex, race, and geographic region.

14.2 Glycemic Control in Adults with Type 2 Diabetes Mellitus - Monotherapy (Trial 1)

A total of 207 adults with type 2 diabetes mellitus inadequately controlled (HbA1c between 7% and 10.5%) by diet and exercise participated in a randomized, double-blind, multi-center, 24-week, placebo-controlled trial (NCT02715258; referred to as Trial 1) to evaluate the efficacy and safety of BRENZAVVY monotherapy. Patients were either treatment naïve or had discontinued a single oral antihyperglycemic treatment \geq 6 weeks prior to entering a 2-week, single-blind, placebo run-in period. Upon completion of the run-in period they were randomized (1:2) to placebo or BRENZAVVY 20 mg administered orally once daily. The mean age of the population was 55 years and 4% of the patients were older than 75 years of age. Forty-eight percent (48%) were male and 74% were White, 10% were Asian, 15% were Black, and 1% were other races. Fifty-two percent (52%) were Hispanic/Latino.

At week 24, treatment with BRENZAVVY provided a statistically significant reduction in HbA1c compared to placebo (see Table 5).

Table 5. Glycemic Results from a 24-Week Placebo-Controlled Monotherapy Trial of BRENZAVVY in Adults with Type 2 Diabetes Mellitus (Trial 1)

	Placebo N = 69	BRENZAVVY N = 138
HbA1c (%)		
Baseline mean	7.9	8.1
Change from baseline [adjusted mean (SE)] ^a	-0.1 (0.1)	-0.5 (0.1)
Difference from placebo [adjusted mean] (95% CI)	-0.4 (-0.6, -0.1)*	
Proportion of patients (%) achieving HbA1c < 7% ^b	20%	31%
FPG (mg/dL)		
Baseline mean	170	169
Change from baseline [adjusted mean (SE)] ^c	-3 (4)	-16 (3)
Difference from placebo [adjusted mean] (95% CI)	-14 (-24, -3)	

SE: Standard Error; CI: Confidence Interval; FPG: Fasting plasma glucose

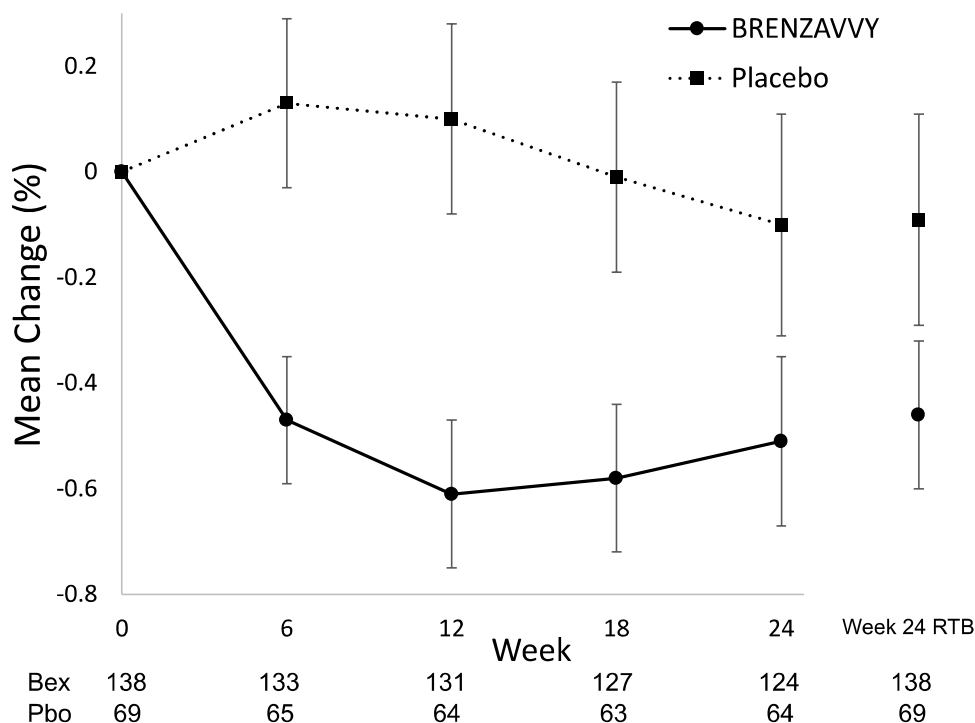
* Statistically significant (multiplicity adjusted one-sided p-value < 0.025)

^a Intention to treat population. ANCOVA was used to analyze data using imputed values by return to baseline analysis for missing data at week 24 (9% and 7% for bexagliflozin and placebo, respectively). The ANCOVA model included treatment, country, background anti-diabetes treatment status (treatment naïve or not) and the baseline HbA1c value as a covariate.

^b Crude proportion using imputed HbA1c values for missing data at week 24 and averaged across multiply imputed dataset

^c Same model as for HbA1c endpoint but with baseline FPG instead of baseline HbA1c as a covariate.

Figure 3. Mean Change from Baseline in HbA1c (%) by Time and Treatment



Vertical lines represent 95% confidence intervals. Treatment group least squares mean changes from baseline in HbA1c were estimated by an ANCOVA model using observed data for intermediate visits. Numbers of patients per arm per measurement shown below plot. Return-to-baseline (RTB) analysis results at Week 24 are plotted to the right separately.

14.3 Glycemic Control in Adults with Type 2 Diabetes Mellitus – Combination Therapy (Trials 2, 3 and 4)

Add-on Combination Therapy with Metformin (Trial 2)

A total of 317 adults with type 2 diabetes mellitus inadequately controlled (HbA1c between 7.5% and 10.5%) by metformin monotherapy ($\geq 1,000$ mg/day or $\geq 1,500$ mg/day for ≥ 8 weeks depending on country) participated in a randomized, double-blind, multi-center, 24-week, placebo-controlled trial (NCT03259789; referred to as Trial 2) to evaluate the efficacy and safety of BRENZAVVY in combination with metformin. Patients entered a 1-week, single-blind, placebo run-in period, and were randomized (1:1) to placebo or BRENZAVVY 20 mg administered orally once daily in addition to the background metformin therapy. The mean age of the population was 56 years and 4% of the patients were older than 75 years of age. Sixty-one percent (61%) were male and 31% were White, 50% were Asian, 17% were Black and 2% were other races. Twenty-one percent (21%) were Hispanic/Latino.

At Week 24, treatment with BRENZAVVY provided a statistically significant reduction in HbA1c compared to placebo (see Table 6).

Table 6. Glycemic Results From a 24-Week Placebo-Controlled Trial for BRENZAVVY used in Combination with Metformin in Adults with Type 2 Diabetes Mellitus (Trial 2)

	Placebo N = 159	BRENZAVVY N = 158
HbA1c (%)		
Baseline mean	8.5	8.6
Change from baseline [adjusted mean (SE)] ^a	-0.5 (0.1)	-1.0 (0.1)
Difference from placebo [adjusted mean] (95% CI)	-0.5 (-0.7, -0.3)*	
Proportion of patients (%) achieving HbA1c < 7% ^b	10%	26%
FPG (mg/dL)		
Baseline mean	190	186

Change from baseline [adjusted mean (SE)] ^c	-20 (3)	-42 (3)
Difference from placebo [adjusted mean] (95% CI)	-22 (-31, -12)	

SE: Standard Error; CI: Confidence Interval; FPG: Fasting plasma glucose

* Statistically significant (multiplicity adjusted one-sided p-value < 0.025)

^a Intention to treat population. ANCOVA was used to analyze data using imputed values by return to baseline analysis for missing data at week 24 (10% and 9% for bexagliflozin and placebo, respectively). The ANCOVA model included treatment, baseline HbA1c value and country (US or Japan).

^b Crude proportion using imputed HbA1c values for missing data at week 24 and averaged across multiply imputed datasets

^c Same model as for HbA1c endpoint but with baseline FPG instead of baseline HbA1c as a covariate.

Active-Controlled Trial versus Glimepiride as Add-on Therapy with Metformin (Trial 3)

A total of 426 adults with type 2 diabetes mellitus inadequately controlled (HbA1c between 7% and 10.5%) by metformin monotherapy participated in a randomized, double-blind, multi-center, 60-week, active comparator-controlled trial (NCT02769481; referred to as Trial 3) to evaluate the efficacy and safety of BRENZAVVY in combination with metformin. Patients receiving metformin ($\geq 1,500$ mg/day) as monotherapy entered a 2-week, single-blind, placebo run-in period; patients receiving metformin and another oral hypoglycemic agent enrolled if they discontinued the second agent for at least 6 weeks. Upon completion of the run-in period, they were randomized (1:1) to glimepiride or BRENZAVVY 20 mg administered orally once daily in addition to the background metformin therapy. Glimepiride therapy was initiated at 2 mg/day and titrated up to 6 mg/day or the maximum tolerated dose below 6 mg/day. Glimepiride up-titration occurred until week 6 of the 60-week treatment period. The mean daily dose of glimepiride was 5.4 mg (the maximal approved dosage in the United States is 8 mg per day). Eighty-one percent of patients in the glimepiride group were titrated up to 6 mg per day. The mean age of the population was 60 years and 5% of the patients were older than 75 years of age. Fifty-eight percent (58%) were male and 94% were White, 3% were Asian, 2% were Black, and 1% were other races. Twenty-two percent (22%) were Hispanic/Latino.

Glycemic Results

BRENZAVVY was non-inferior to glimepiride in the change in HbA1c from baseline after 60 weeks of treatment (See Table 7).

Table 7. Glycemic Results from a 60-Week Active-Controlled Trial Comparing BRENZAVVY to Glimepiride as an Add-On Therapy in Adults with Type 2 Diabetes Mellitus Inadequately Controlled by Metformin (Trial 3)

	Glimepiride N = 213	BRENZAVVY N = 213
HbA1c (%)		
Baseline mean	8.0	8.0
Change from baseline [adjusted mean (SE)] ^a	-0.6 (0.1)	-0.7 (0.1)
Difference from glimepiride [adjusted mean] (95% CI)	-0.0 (-0.2, 0.1) ^b	
Proportion of patients (%) achieving HbA1c < 7% ^c	33%	35%
FPG (mg/dL)		
Baseline mean	174	172
Change from baseline [adjusted mean (SE)] ^d	-14 (3)	-22 (2)
Difference from glimepiride [adjusted mean] (95% CI)	-8 (-15, -1)	

SE: Standard Error; CI: Confidence Interval; FPG: Fasting plasma glucose

^a Intention to treat population. ANCOVA was used to analyze data using imputed values by return to baseline analysis for missing data at week 60 (9% and 10% for bexagliflozin and glimepiride, respectively). The ANCOVA model included treatment, region, background treatment status (metformin-only or metformin + another oral hypoglycemic agent), eGFR at baseline (≥ 90 vs. < 90 mL/min/1.73 m²), and baseline HbA1c value. Non-inferiority is declared if the upper bound of the 95% confidence interval for the difference from glimepiride lies below 0.35.

^b Non-inferior

^c Crude proportion using imputed HbA1c values for missing data at week 60 and averaged across multiply imputed datasets

^d Same model as for HbA1c endpoint but with baseline FPG instead of baseline HbA1c as a covariate.

Body Weight and Systolic Blood Pressure Results

The mean baseline body weight in patients with baseline BMI ≥ 25 kg/m² was 92 kg (N = 202) and 90 kg (N = 201) in the glimepiride and BRENZAVVY groups, respectively. The mean changes from baseline to Week

60 in this population were 0.6 kg and -3.4 kg in the glimepiride and BRENZAVVY groups, respectively. The difference from glimepiride (95% CI) for BRENZAVVY was -4.0 kg (-4.8, -3.2).

The mean baseline cuff systolic blood pressure (SBP) in patients with baseline values ≥ 140 mmHg was 149 mmHg in the glimepiride (N = 75) and BRENZAVVY (N = 78) groups. The mean changes in cuff SBP in this population from baseline to Week 60 were -6.2 mmHg and -12.9 mmHg in the glimepiride and BRENZAVVY groups, respectively. The difference from glimepiride (95% CI) for BRENZAVVY was -6.8 mmHg (-10.8, -2.6).

Active-Controlled Trial versus Sitagliptin as Add-on Therapy with Metformin (Trial 4)

A total of 384 adults with type 2 diabetes mellitus inadequately controlled (HbA1c between 7% and 11%) by metformin monotherapy participated in a randomized, double-blind, multi-center, 24-week, active comparator-controlled trial (NCT03115112; referred to as Trial 4) to evaluate the efficacy and safety of BRENZAVVY in combination with metformin. Patients receiving metformin monotherapy ($\geq 1,500$ mg/day for ≥ 8 weeks) entered a 1-week, single-blind, placebo run-in period and were randomized to sitagliptin 100 mg or BRENZAVVY 20 mg administered orally once daily in addition to the background metformin therapy. The mean age of the population was 59 years and 4% of the patients were older than 75 years of age. Sixty-four percent (64%) were male and 82% were White, 16% were Asian, and 2% were Black. Three percent (3%) were Hispanic/Latino.

BRENZAVVY was non-inferior to sitagliptin in the change in HbA1c from baseline after 24 weeks of treatment.

Table 8. Glycemic Results from a 24-Week Active-Controlled Trial Comparing BRENZAVVY to Sitagliptin as an Add-On Therapy in Adults with Type 2 Diabetes Mellitus Inadequately Controlled by Metformin (Trial 4)

	Sitagliptin N = 193	BRENZAVVY N = 191
HbA1c (%)		
Baseline mean	8.0	7.9
Change from baseline [adjusted mean (SE)] ^a	-0.9 (0.1)	-0.8 (0.1)
Difference from sitagliptin [adjusted mean] (95% CI)	0.1 (-0.1, 0.2) ^b	
Proportion of patients (%) achieving HbA1c < 7% ^c	45%	40%
FPG (mg/dL)		
Baseline mean	180	176
Change from baseline [adjusted mean (SE)] ^d	-26 (2)	-31 (2)
Difference from sitagliptin [adjusted mean] (95% CI)	-5 (-11, 1)	

SE: Standard Error; CI: Confidence Interval; FPG: Fasting plasma glucose

^a Intention to treat population. ANCOVA was used to analyze data using imputed values by return to baseline analysis for missing data at week 24 (6% and 2% for bexagliflozin and sitagliptin, respectively). The ANCOVA model included treatment, baseline HbA1c value and region. Non-inferiority is declared if the upper bound of the 95% confidence interval for the difference from sitagliptin lies below 0.35.

^b Non-inferior

^c Crude proportion using imputed HbA1c values for missing data at week 24 and averaged across multiply imputed datasets

^d Same model as for HbA1c endpoint but with baseline FPG instead of baseline HbA1c as a covariate.

14.4 Glycemic Control in Adults with Type 2 Diabetes Mellitus and Moderate Renal Impairment (Trial 5)

A total of 312 adults with inadequately controlled type 2 diabetes mellitus (HbA1c between 7.0% and 10.5%) and moderate renal impairment (eGFR between 30 and 60 mL/min/1.73 m²) received BRENZAVVY or placebo in a double-blind, randomized, placebo-controlled trial (NCT02836873; referred to as Trial 5) to evaluate the efficacy and safety of BRENZAVVY. In this trial, 77 BRENZAVVY-treated patients had an eGFR between 45 and 60 mL/min/1.73 m² and 74 BRENZAVVY-treated patients had an eGFR between 30 and 45 mL/min/1.73 m². At baseline, nearly all patients (96%) were treated with one or more antidiabetic medications including metformin (37%), insulin (58%), sulfonylureas (11%) and dipeptidyl peptidase 4 (DPP-4) inhibitors (21%). The mean age of the population was 70 years and 29% of the patients were older than 75 years of age. Sixty-three percent (63%) were male and 55% were White, 38% were Asian, 5% were Black, and 2% were other races. Eight percent (8%) were Hispanic/Latino. The mean duration of type 2 diabetes mellitus was 16 years, the mean HbA1c at baseline was 8.0% and the mean eGFR was 45 mL/min/1.73 m².

At week 24, treatment with BRENZAVVY provided a statistically significant reduction in HbA1c compared to placebo (Table 9).

Table 9. Glycemic Results from a 24-Week Placebo-Controlled Trial that Evaluated BRENZAVVY as a Therapy Added to Standard of Care Regimens for Adults with Type 2 Diabetes Mellitus and eGFR between 30 and 60 mL/min/1.73 m² (Trial 5)

	Placebo N = 155	BRENZAVVY N = 157
HbA1c (%)		
Baseline mean	7.9	8.0
Change from baseline [adjusted mean (SE)] ^a	-0.3 (0.1)	-0.6 (0.1)
Difference from placebo [adjusted mean] (95% CI)	-0.3 (-0.4, -0.1)*	
Proportion of patients (%) achieving HbA1c < 7% ^b	22%	33%
FPG (mg/dL)		
Baseline mean	155	156
Change from baseline [adjusted mean (SE)] ^c	-8 (3)	-22 (3)
Difference from placebo [adjusted mean] (95% CI)	-14 (-23, -5)	

SE: Standard Error; CI: Confidence Interval; FPG: Fasting plasma glucose

* Statistically significant (multiplicity adjusted one-sided p-value < 0.025)

^a Intention to treat population. ANCOVA was used to analyze data using imputed values by return to baseline analysis for missing data at week 24 (3% and 5% for bexagliflozin and placebo, respectively). The ANCOVA model included treatment, treatment, region, screening anti-diabetic treatment regimen (insulin treated or other), baseline eGFR (< 45 or ≥ 45 mL/min/1.73m²) and baseline HbA1c value.

^b Crude proportion using imputed HbA1c values for missing data at week 24 and averaged across multiply imputed datasets

^c Same model as for HbA1c endpoint but with baseline FPG instead of baseline HbA1c as a covariate.

Body Weight Results

The mean baseline body weight in patients with baseline BMI ≥ 25 kg/m² was 89 kg in both the placebo (N = 122) and BRENZAVVY (N = 125) groups. The mean changes from baseline to Week 24 in this population were -0.4 kg and -2.1 kg in the placebo and BRENZAVVY groups, respectively. The difference from placebo (95% CI) for BRENZAVVY was -1.7 kg (-2.4, -1.0).

14.5 Glycemic Control and Major Cardiovascular Events (MACE) in Adults with Type 2 Diabetes Mellitus and Increased Risk for Cardiovascular Disease (Trial 6)

The efficacy and safety of BRENZAVVY was assessed in a multicenter, randomized, double-blind, placebo-controlled trial (NCT02558296; referred to as Trial 6) of adults with inadequately controlled type 2 diabetes mellitus (HbA1c between 7% and 11%) who had either established CVD (including a history of atherosclerotic vascular disease or a history of heart failure) or multiple risk factors for CVD. There were no restrictions on background antihyperglycemic medication use, aside from treatment with an SGLT2 inhibitor. After a single-blind, 2-week, placebo run-in period, 1,701 patients were randomized to receive placebo (N = 567) or BRENZAVVY 20 mg (N = 1,134) orally once daily.

At baseline, nearly all patients (99.4%) were treated with one or more antidiabetic medications including metformin (77%), insulin (53%), sulfonylureas (40%), DPP-4 inhibitors (13%) and thiazolidinediones (3%). The mean age of the population was 64 years of age and 11% of the patients were older than 75 years of age. Seventy percent (70%) were male and 77% were White, 10% were Asian, 9% were American Indian or Alaskan Native, and 4% were Black. Fifteen percent (15%) were Hispanic/Latino. At baseline, the mean duration of diabetes was 15 years and the mean HbA1c was 8.3%. The mean baseline eGFR was 78 mL/min/1.73 m²; 80% of patients had an eGFR > 60 mL/min/1.73 m² and 20% of patients had an eGFR 45 to 60 mL/min/1.73 m².

Glycemic Response

Treatment with BRENZAVVY provided a statistically significant reduction in HbA1c at Week 24 compared to treatment with placebo (see Table 10). In addition, BRENZAVVY provided a statistically significant reduction in HbA1c compared to placebo in a subset of patients using background insulin (N = 902, difference from placebo -0.5% [95% CI: -0.6, -0.4]) and in a subset of patients using background sulfonylureas (N = 313, difference from placebo -0.4% [95% CI: -0.6, -0.2]).

Table 10. Glycemic Results from a 24-Week Trial in Adults with Type 2 Diabetes Mellitus with Established CVD or Multiple CVD Risk Factors (Trial 6)

	Placebo N = 567	BRENZAVVY N = 1133
HbA1c (%)		
Baseline mean	8.3	8.3
Change from baseline [adjusted mean (SE)] ^a	-0.4 (0.04)	-0.8 (0.03)
Difference from placebo [adjusted mean] (95% CI)	-0.4 (-0.5, -0.4)*	
Proportion of patients (%) achieving HbA1c < 7% ^b	17%	29%
FPG (mg/dL)		
Baseline mean	162	166
Change from baseline [adjusted mean (SE)] ^c	-4 (2)	-23 (1)
Difference from placebo [adjusted mean] (95% CI)	-20 (-24, -15)	

SE: Standard Error; CI: Confidence Interval; FPG: Fasting plasma glucose

* Statistically significant (multiplicity adjusted one-sided p-value < 0.025)

^a Intention to treat population. ANCOVA was used to analyze data using imputed values by return to baseline analysis for missing data at week 24 (7% and 6% for bexagliflozin and placebo, respectively). The ANCOVA model included treatment, region, baseline eGFR category (< 60 or ≥ 60 mL/min/1.73m²), baseline BMI category (< 25 or ≥ 25 kg/m²), history of heart failure (yes or no), insulin use or not, and baseline HbA1c value.

^b Crude proportion using imputed HbA1c values for missing data at week 24 and averaged across multiply imputed datasets

^c Same model as for HbA1c endpoint but with baseline FPG instead of baseline HbA1c as a covariate.

Body Weight and Systolic Blood Pressure Results

The mean baseline body weight in a subgroup of patients with baseline BMI ≥ 25 kg/m² was 95 kg (N = 522) and 97 kg (N = 1047) in the placebo and BRENZAVVY groups, respectively. The mean changes from baseline to Week 24 were -0.3 kg and -2.7 kg in the placebo and BRENZAVVY groups, respectively. The difference from placebo (95% CI) for BRENZAVVY was -2.3 kg (-2.8, -1.9).

The mean baseline systolic blood pressure (SBP) in a subgroup of patients with baseline values ≥ 140 mmHg was 150 mmHg in the placebo (N = 215) and BRENZAVVY (N = 448) groups. The mean changes in SBP from baseline to Week 24 were -6.6 mmHg and -9.2 mmHg in the placebo and BRENZAVVY groups, respectively. The difference from placebo (95% CI) for BRENZAVVY was -2.7 mmHg (-5.2, -0.1).

Major Adverse Cardiovascular Events (MACE) Results

Trial 6 was used to assess the impact of BRENZAVVY on MACE (a composite of cardiovascular death, non-fatal myocardial infarction, nonfatal stroke, and hospitalization for unstable angina). The minimum treatment duration was 52 weeks (median duration 2.4 years). In this trial, the proportion of patients who experienced at least one MACE event was 10.1% (57/567) in the placebo group and 7.9% (89/1132) in the BRENZAVVY group (4.2 MACE events per 100 person-years for placebo and 3.3 MACE events per 100 person-years for BRENZAVVY). No increased risk for MACE was observed in the BRENZAVVY group compared to the control group [estimated hazard ratio of 0.77 (95% CI: 0.56, 1.08)]. The BRENZAVVY group was not superior to the placebo group in reducing MACE.

16 HOW SUPPLIED/STORAGE AND HANDLING

BRENZAVVY 20 mg tablets are blue, caplet-shaped, biconvex, bevel-edged, film-coated debossed with “2” and inverted “2” on one side.

- Bottles of 30 tablets – NDC 82381-2374-1
- Bottles of 90 tablets – NDC 82381-2374-2

Storage and Handling

Store from 20 °C to 25 °C (68 °F to 77 °F); excursions permitted between 15 °C to 30 °C (59 °F to 86 °F) [see *USP Controlled Room Temperature*].

17 PATIENT COUNSELING INFORMATION

Advise the patient to read the FDA-approved patient labeling (Medication Guide).

Ketoacidosis

Inform patients that ketoacidosis is a serious life-threatening condition and that cases of ketoacidosis have been reported during use of BRENZAVVY, sometimes associated with illness or surgery among other risk factors. Instruct patients to check ketones (when possible) if symptoms of ketoacidosis occur, even if blood glucose is not elevated. If symptoms of ketoacidosis (including nausea, vomiting, abdominal pain, tiredness or labored breathing) occur, instruct patients to discontinue BRENZAVVY and seek medical care immediately [see *Warnings and Precautions (5.1)*].

Lower Limb Amputation

Inform patients of the potential for an increased risk of amputations with BRENZAVVY. Counsel patients on the importance of routine preventive foot care. Instruct patients to monitor for any new pain or tenderness, sores or ulcers, or infections involving the leg or foot and to seek medical advice immediately if such signs or symptoms develop [see *Warnings and Precautions (5.2)*].

Volume Depletion

Inform patients that symptomatic hypotension may occur with BRENZAVVY and advise them to contact their healthcare provider if they experience such symptoms. Inform patients that dehydration may increase the risk of hypotension, and to maintain adequate fluid intake. [see *Warnings and Precautions (5.3)*].

Serious Urinary Tract Infections

Inform patients of the potential for urinary tract infections, which may be serious. Provide them with information on the symptoms of urinary tract infections. Advise them to seek medical advice if such symptoms occur [see *Warnings and Precautions (5.4)*].

Hypoglycemia with Concomitant Use with Insulin and Insulin Secretagogues

Inform patients that the incidence of hypoglycemia may increase when BRENZAVVY is added to insulin and/or an insulin secretagogue and that a lower dose of insulin or insulin secretagogue may be required to reduce the risk of hypoglycemia [see *Warnings and Precautions (5.5)*].

Necrotizing Fasciitis of the Perineum (Fournier's Gangrene)

Inform patients that necrotizing infections of the perineum (Fournier's Gangrene) have occurred with BRENZAVVY. Counsel patients to promptly seek medical attention if they develop pain or tenderness, redness or swelling of the genitals or the area from the genitals to the anus, accompanied by a fever above 100.4 °F or malaise [see *Warnings and Precautions (5.6)*].

Genital Mycotic Infections in Females (e.g., Vulvovaginitis)

Inform female patients that vaginal yeast infections may occur and provide them with information on the signs and symptoms of vaginal yeast infections. Advise them of treatment options and when to seek medical advice [see *Warnings and Precautions (5.7)*].

Genital Mycotic Infections in Males (e.g., Balanitis or Balanoposthitis)

Inform male patients that yeast infections of the penis (e.g., balanitis or balanoposthitis) may occur, especially in uncircumcised males and patients with prior infections. Provide them with information on the signs and symptoms of balanitis and balanoposthitis (rash or redness of the glans or foreskin of the penis). Advise them of treatment options and when to seek medical advice [see *Warnings and Precautions (5.7)*].

Pregnancy

Advise pregnant patients and females of reproductive potential of the potential risk to a fetus with treatment with BRENZAVVY. Instruct patients to inform their healthcare provider if pregnant or planning to become pregnant [see *Use in Specific Populations (8.1)*].

Lactation

Advise patients that breastfeeding is not recommended during treatment with BRENZAVVY [see *Use in Specific Populations (8.2)*].

Laboratory Tests

Inform patients that their urine will test positive for glucose while taking BRENZAVVY due to its mechanism of action [see *Drug Interactions (7)*].

Missed Dose

Instruct patients to take BRENZAVVY only as prescribed. If a dose is missed, it should be taken as soon as possible. Advise patients not to double their next dose.

Distributed by:

TheracosBio, LLC
225 Cedar Hill Street, Suite 200
Marlborough, MA 01752 USA

BRENZAVVY is a trademark of TheracosBio, LLC

Other brands listed are the trademarks of their respective owners and are not trademarks of TheracosBio, LLC

Copyright © 2023 TheracosBio, LLC

All rights reserved.

MEDICATION GUIDE
BRENZAVVY™ (bren-ZA-vee)
(bexagliflozin) tablets
for oral use

What is the most important information I should know about BRENZAVVY?

BRENZAVVY can cause serious side effects, including:

- **Ketoacidosis (increased ketones in your blood or urine).** Ketoacidosis has happened in people with type 1 diabetes treated with medicines like BRENZAVVY or in people with type 2 diabetes during treatment with BRENZAVVY. Ketoacidosis has also happened in people with diabetes who were sick or who had surgery during treatment with medicines like BRENZAVVY. Ketoacidosis is a serious condition, which needs to be treated in a hospital. Ketoacidosis may lead to death. **Ketoacidosis can happen with BRENZAVVY even if your blood sugar is less than 250 mg/dL. Stop taking BRENZAVVY and call your healthcare provider right away or go to the nearest hospital emergency room if you have any of the following symptoms:**

- nausea
- vomiting
- stomach-area (abdominal) pain
- tiredness
- trouble breathing

If you get any of these symptoms during treatment with BRENZAVVY, if possible, check for ketones in your urine, even if your blood sugar is less than 250 mg/dL.

- **Amputations. BRENZAVVY may increase your risk of lower limb amputations. Amputations mainly involve removal of the toe or part of the foot, however, amputations involving the leg, below and above the knee, have also occurred. Some people had more than one amputation.**

You may be at a higher risk of lower limb amputation if you:

- have a history of amputation
- have heart disease or are at risk for heart disease
- have had blocked or narrowed blood vessels, usually in your leg
- have damage to the nerves (neuropathy) in your leg
- have had diabetic foot ulcers or sores

Call your healthcare provider right away if you have new pain or tenderness, any sores, ulcers, or infections in your leg or foot. Your healthcare provider may decide to stop your BRENZAVVY for a while if you have these signs or symptoms. Talk to your healthcare provider about proper foot care.

- **Dehydration. BRENZAVVY can cause some people to become dehydrated (the loss of body water and salt). Dehydration can make you feel dizzy, faint, light-headed, or weak, especially when you stand up (orthostatic hypotension).** There have been reports of sudden worsening of kidney function in people who are taking BRENZAVVY.

You may be at higher risk of dehydration if you:

- have low blood pressure
- take medicines that lower your blood pressure, including diuretics (water pills)
- are on a low sodium (salt) diet
- have kidney problems
- are 65 years of age or older

Talk to your healthcare provider about what you can do to prevent dehydration including how much fluid you should drink on a daily basis.

Talk to your healthcare provider right away if you reduce the amount of food or liquid you drink, for example if you are sick or cannot eat, or start to lose liquids from your body, for example from vomiting or diarrhea.

- **Vaginal yeast infection.** Women who take BRENZAVVY may get vaginal yeast infections. Yeast infections can be a serious but common side effect of taking BRENZAVVY. Symptoms of a vaginal yeast infection include:
 - vaginal odor
 - white or yellowish vaginal discharge (discharge may be lumpy or look like cottage cheese)
 - vaginal itching
- **Yeast infection of the penis (balanitis or balanoposthitis).** Men who take BRENZAVVY may get a yeast infection of the skin around the penis. Men who are not circumcised may have swelling of the penis that makes it difficult to pull back the skin around the tip of the penis. Other symptoms of yeast infection of the penis include:
 - redness, itching, or swelling of the penis
 - rash of the penis
 - foul smelling discharge from the penis

- pain in the skin around penis

Talk to your healthcare provider about what to do if you get symptoms of a yeast infection of the vagina or penis. Your healthcare provider may suggest you use an over-the-counter antifungal medicine. Talk to your healthcare provider as soon as possible if you use an over-the-counter antifungal medication and your symptoms do not go away.

What is BRENZAVVY?

- BRENZAVVY is a prescription medicine used along with diet and exercise to improve blood sugar (glucose) in adults with type 2 diabetes.
- BRENZAVVY is not for people with type 1 diabetes. It may increase the risk of diabetic ketoacidosis in these people.
- It is not known if BRENZAVVY is safe and effective in children under 18 years of age.

Do not take BRENZAVVY if you:

- are allergic to bexagliflozin or any of the ingredients in BRENZAVVY. See the end of this Medication Guide for a list of ingredients in BRENZAVVY. Symptoms of a serious allergic reaction to BRENZAVVY may include skin rash, raised red patches on your skin (hives), and swelling of the face, lips, tongue, and throat that may cause difficulty in breathing or swallowing.
- are on kidney dialysis.

Before you take BRENZAVVY, tell your healthcare provider about all of your medical conditions, including if you:

- have type 1 diabetes or have had diabetic ketoacidosis
- have kidney problems.
- have liver problems.
- have or have had problems with your pancreas, including pancreatitis or surgery on your pancreas.
- have had frequent urinary tract infections or problems with urination.
- are eating less or there is a change in your diet.
- are going to have surgery. Your healthcare provider may stop your BRENZAVVY before you have surgery. Talk to your healthcare provider if you are having surgery about when to stop taking BRENZAVVY and when to start it again.
- drink alcohol very often or drink a lot of alcohol in the short term (“binge” drinking).
- have had foot ulcers, reduction or loss of feeling in a foot, bad circulation in the legs or feet, or amputations.
- are pregnant or planning to become pregnant. BRENZAVVY may harm your unborn baby. If you become pregnant while taking BRENZAVVY, tell your healthcare provider as soon as possible. Talk with your healthcare provider about the best way to control your blood sugar while you are pregnant.
- are breastfeeding or plan to breastfeed. BRENZAVVY may pass into your breast milk and may harm your baby. Talk with your healthcare provider about the best way to feed your baby if you take BRENZAVVY. Do not breastfeed while taking BRENZAVVY.

Tell your healthcare provider about all the medicines you take, including prescription and over-the-counter medicines, vitamins, and herbal supplements.

BRENZAVVY may affect the way other medicines work, and other medicines may affect how BRENZAVVY works.

How should I take BRENZAVVY?

- Take BRENZAVVY exactly as your healthcare provider tells you to take it.
- Take BRENZAVVY by mouth 1 time in the morning, with or without food.
- Do not crush or chew BRENZAVVY tablets.
- If you miss a dose, take it as soon as you remember. If you do not remember until it is time for your next dose, skip the missed dose and go back to your regular schedule. Do not take 2 doses of BRENZAVVY at the same time. Talk with your healthcare provider if you have questions about a missed dose.
- Your healthcare provider may tell you to take BRENZAVVY along with other diabetes medicines. Low blood sugar can happen more often when BRENZAVVY is taken with certain other diabetes medicines. See “What are the possible side effects of BRENZAVVY?”
- If you take too much BRENZAVVY, call your healthcare provider or go to the nearest hospital emergency room as soon as possible.
- When your body is under some types of stress, such as fever, trauma (such as a car accident), infection, fasting, binge drinking or surgery, the amount of diabetes medicine that you need may change. Tell your healthcare provider as soon as possible if you have any of these conditions and follow your healthcare provider’s instructions.
- Check your blood sugar as your healthcare provider tells you to.
- Stay on your prescribed diet and exercise program while taking BRENZAVVY.
- Talk to your healthcare provider about how to prevent, recognize and manage low blood sugar (hypoglycemia), high blood sugar (hyperglycemia), and complications of diabetes.

- Your healthcare provider will check your diabetes with regular blood tests, including your blood sugar levels and your hemoglobin A1c (HbA1c).
- When taking BRENZAVVY, you will have sugar in your urine, which will show up on a urine test.

What are the possible side effects of BRENZAVVY?

BRENZAVVY may cause serious side effects, including:

- See “What is the most important information I should know about BRENZAVVY?”
- **serious urinary tract infections.** Serious urinary tract infections that may lead to hospitalization have happened in people who are taking BRENZAVVY. Tell your healthcare provider if you have signs or symptoms of a urinary tract infection such as a burning feeling when passing urine, a need to urinate often, the need to urinate right away, pain in the lower part of your stomach (pelvis), or blood in the urine. Sometimes people also may have a fever, back pain, nausea or vomiting.
- **low blood sugar (hypoglycemia).** If you take BRENZAVVY with another medicine that can cause low blood sugar such as a sulfonylurea or insulin, your risk of getting low blood sugar is higher. The dose of your sulfonylurea or insulin may need to be lowered while you take BRENZAVVY. Signs or symptoms of low blood sugar may include:
 - headache
 - dizziness
 - weakness
 - drowsiness
 - confusion
 - fast heartbeat
 - hunger
 - sweating
 - irritability
 - feeling jittery or shaky
- **a rare but serious bacterial infection that causes damage to the tissue under the skin (necrotizing fasciitis) in the area between and around the anus and genitals (perineum).** Necrotizing fasciitis of the perineum has happened in people who take BRENZAVVY. Necrotizing fasciitis of the perineum may lead to hospitalization, may require multiple surgeries, and may lead to death. **Seek medical attention immediately if you have fever or you are feeling very weak, tired or uncomfortable (malaise) and you develop any of the following symptoms in the area between and around your anus and genitals:**
 - pain or tenderness
 - swelling
 - redness of the skin (erythema)

The most common side effect of BRENZAVVY include:

- vaginal yeast infections
- urinary tract infections
- changes in urination, including urgent need to urinate more often, in larger amounts, or at night.

These are not all the possible side effects of BRENZAVVY. For more information, ask your healthcare provider or pharmacist.

Call your doctor for medical advice about side effects. You may report side effects to FDA at 1-800-FDA-1088.

How should I store BRENZAVVY?

Store BRENZAVVY at room temperature between 68 °F to 77 °F (20 °C to 25 °C).

Keep BRENZAVVY and all medicines out of the reach of children.

General information about the safe and effective use of BRENZAVVY.

Medicines are sometimes prescribed for purposes other than those listed in a Medication Guide. Do not use BRENZAVVY for a condition for which it was not prescribed. Do not give BRENZAVVY to other people, even if they have the same symptoms you have. It may harm them. You can ask your pharmacist or healthcare provider for information about BRENZAVVY that is written for health professionals.

What are the ingredients in BRENZAVVY?

Active ingredient: bexagliflozin

Inactive ingredients: colloidal silicon dioxide, glyceryl dibehenate, lactose monohydrate, magnesium stearate, microcrystalline cellulose, polyethylene oxide, and poloxamer 188. In addition, the film coating ingredient, Opadry® II Blue 85F99153, contains the inactive ingredients FD&C Blue #1/Brilliant Blue FCF and FD&C Blue #2/Indigo Carmine, macrogol 3350, polyvinyl alcohol, talc, and titanium dioxide.

Distributed by:
TheracosBio, LLC
225 Cedar Hill Street, Suite 200
Marlborough, MA 01752 USA

BRENZAVVY is a trademark of TheracosBio, LLC
Other brands listed are the trademarks of their respective owners and are not trademarks of TheracosBio, LLC

Copyright © 2023 TheracosBio, LLC
ALL RIGHTS RESERVED

For more information about BRENZAVVY, go to www.brenzavvy.com or call 1-855-273-6928 (1-855-BRENZAV).

This Medication Guide has been approved by the U.S. Food and Drug Administration

Issued: 01/2023