

HIGHLIGHTS OF PRESCRIBING INFORMATION

These highlights do not include all the information needed to use TAFINLAR safely and effectively. See full prescribing information for TAFINLAR.

TAFINLAR® (dabrafenib) capsules, for oral use
Initial U.S. Approval: 2013

RECENT MAJOR CHANGES

Indications and Usage, BRAF V600E Mutation-Positive Unresectable or Metastatic Solid Tumors (1.6)	6/2022
Indications and Usage, Limitations of Use (1.7)	6/2022
Dosage and Administration, Patient Selection (2.1)	6/2022
Dosage and Administration, Recommended Dosage (2.2)	6/2022
Dosage and Administration, Dosage Modifications for Adverse Reactions (2.4)	6/2022
Dosage and Administration (2.4)	12/2021
Warnings and Precautions (5.6)	12/2021

INDICATIONS AND USAGE

TAFINLAR is a kinase inhibitor indicated as a single agent for the treatment of patients with unresectable or metastatic melanoma with BRAF V600E mutation as detected by an FDA-approved test. (1.1, 2.1)

TAFINLAR is indicated, in combination with trametinib, for:

- the treatment of patients with unresectable or metastatic melanoma with BRAF V600E or V600K mutations as detected by an FDA-approved test. (1.2, 2.1)
- the adjuvant treatment of patients with melanoma with BRAF V600E or V600K mutations, as detected by an FDA-approved test, and involvement of lymph node(s), following complete resection. (1.3, 2.1)
- the treatment of patients with metastatic non-small cell lung cancer (NSCLC) with BRAF V600E mutation as detected by an FDA-approved test. (1.4, 2.1)
- the treatment of patients with locally advanced or metastatic anaplastic thyroid cancer (ATC) with BRAF V600E mutation and with no satisfactory locoregional treatment options. (1.5, 2.1)
- the treatment of adult and pediatric patients 6 years of age and older with unresectable or metastatic solid tumors with BRAF V600E mutation who have progressed following prior treatment and have no satisfactory alternative treatment options. This indication is approved under accelerated approval based on overall response rate and duration of response. Continued approval for this indication may be contingent upon verification and description of clinical benefit in a confirmatory trial(s). (1.6, 2.1)

Limitations of Use: TAFINLAR is not indicated for treatment of patients with colorectal cancer because of known intrinsic resistance to BRAF inhibition (1.7, 12.1). TAFINLAR is not indicated for treatment of patients with wild-type BRAF solid tumors (5.2).

DOSAGE AND ADMINISTRATION

- The recommended dosage of TAFINLAR in adult patients is 150 mg (two 75 mg capsules) orally twice daily. The recommended dosage for TAFINLAR in pediatric patients is based on body weight. Take TAFINLAR at least 1 hour before or at least 2 hours after a meal. (2)

DOSAGE FORMS AND STRENGTHS

Capsules: 50 mg, 75 mg (3)

CONTRAINDICATIONS

None. (4)

WARNINGS AND PRECAUTIONS

- New Primary Malignancies, Cutaneous, and Non-cutaneous** can occur when TAFINLAR is administered as a single agent or with trametinib.

Monitor patients for new malignancies prior to, or while on therapy, and following discontinuation of treatment. (5.1, 2.4)

- Tumor Promotion in BRAF Wild-type Tumors:** Increased cell proliferation can occur with BRAF inhibitors. (5.2, 2.1)
- Hemorrhage:** Major hemorrhagic events can occur in patients receiving TAFINLAR with trametinib. Monitor for signs and symptoms of bleeding. (5.3)
- Cardiomyopathy:** Assess left ventricular ejection fraction (LVEF) before treatment with TAFINLAR and trametinib, after one month of treatment, then every 2 to 3 months thereafter. (5.4, 2.4)
- Uveitis:** Perform ophthalmologic evaluation for any visual disturbances. (5.5, 2.4)
- Serious Febrile Reactions:** Incidence and severity of pyrexia are increased with TAFINLAR and trametinib. (5.6, 2.4)
- Serious Skin Toxicities:** Monitor for skin toxicities. Discontinue for intolerable Grade 2 or for Grade 3 or 4 rash not improving within 3 weeks despite interruption of TAFINLAR. Permanently discontinue for severe cutaneous adverse reactions (SCARs). (5.7, 2.4)
- Hyperglycemia:** Monitor serum glucose levels in patients with preexisting diabetes or hyperglycemia. (5.8)
- Glucose-6-phosphate Dehydrogenase Deficiency (G6PD):** Closely monitor for hemolytic anemia. (5.9)
- Embryo-Fetal Toxicity:** Can cause fetal harm. Advise females of reproductive potential of potential risk to a fetus and to use an effective non-hormonal method of contraception. (5.11, 8.1, 8.3)

ADVERSE REACTIONS

Most common adverse reactions ($\geq 20\%$) for TAFINLAR as a single agent are hyperkeratosis, headache, pyrexia, arthralgia, papilloma, alopecia, and palmar-plantar erythrodysesthesia syndrome. (6.1)

Most common adverse reactions ($\geq 20\%$) for TAFINLAR, in combination with trametinib, include:

- Unresectable or metastatic melanoma: pyrexia, rash, chills, headache, arthralgia, and cough. (6.1)
- Adjuvant treatment of melanoma: pyrexia, fatigue, nausea, headache, rash, chills, diarrhea, vomiting, arthralgia, and myalgia. (6.1)
- NSCLC: pyrexia, fatigue, nausea, vomiting, diarrhea, dry skin, decreased appetite, edema, rash, chills, hemorrhage, cough, and dyspnea. (6.1)
- Adult patients with solid tumors: pyrexia, fatigue, nausea, rash, chills, headache, hemorrhage, cough, vomiting, constipation, diarrhea, myalgia, arthralgia, and edema. (6.1)
- Pediatric patients with solid tumors: pyrexia, rash, vomiting, fatigue, dry skin, cough, diarrhea, dermatitis acneiform, headache, abdominal pain, nausea, hemorrhage, constipation, and paronychia. (6.1)

To report SUSPECTED ADVERSE REACTIONS, contact Novartis Pharmaceuticals Corporation at 1-888-669-6682 or FDA at 1-800-FDA-1088 or www.fda.gov/medwatch.

DRUG INTERACTIONS

- Avoid concurrent administration of strong inhibitors of CYP3A4 or CYP2C8. (7.1)
- Concomitant use with agents that are sensitive substrates of CYP3A4, CYP2C8, CYP2C9, CYP2C19, or CYP2B6 may result in loss of efficacy of these agents. (7.2)

USE IN SPECIFIC POPULATIONS

- Lactation:** Do not breastfeed. (8.2)
- Females and Males of Reproductive Potential:** May impair fertility. (8.3)

See 17 for PATIENT COUNSELING INFORMATION and Medication Guide.

Revised: 6/2022

FULL PRESCRIBING INFORMATION: CONTENTS***1 INDICATIONS AND USAGE**

- 1.1 BRAF V600E Mutation-Positive Unresectable or Metastatic Melanoma
- 1.2 BRAF V600E or V600K Mutation-Positive Unresectable or Metastatic Melanoma
- 1.3 Adjuvant Treatment of BRAF V600E or V600K Mutation-Positive Melanoma
- 1.4 BRAF V600E Mutation-Positive Metastatic NSCLC
- 1.5 BRAF V600E Mutation-Positive Locally Advanced or Metastatic Anaplastic Thyroid Cancer
- 1.6 BRAF V600E Mutation-Positive Unresectable or Metastatic Solid Tumors
- 1.7 Limitations of Use

2 DOSAGE AND ADMINISTRATION

- 2.1 Patient Selection
- 2.2 Recommended Dosage
- 2.3 Administration
- 2.4 Dosage Modifications for Adverse Reactions

3 DOSAGE FORMS AND STRENGTHS**4 CONTRAINDICATIONS****5 WARNINGS AND PRECAUTIONS**

- 5.1 New Primary Malignancies
- 5.2 Tumor Promotion in BRAF Wild-Type Tumors
- 5.3 Hemorrhage
- 5.4 Cardiomyopathy
- 5.5 Uveitis
- 5.6 Serious Febrile Reactions
- 5.7 Serious Skin Toxicities
- 5.8 Hyperglycemia
- 5.9 Glucose-6-Phosphate Dehydrogenase Deficiency
- 5.10 Risks Associated With Combination Treatment
- 5.11 Embryo-Fetal Toxicity

6 ADVERSE REACTIONS

- 6.1 Clinical Trials Experience
- 6.2 Postmarketing Experience

7 DRUG INTERACTIONS

- 7.1 Effects of Other Drugs on TAFINLAR

- 7.2 Effects of TAFINLAR on Other Drugs

8 USE IN SPECIFIC POPULATIONS

- 8.1 Pregnancy
- 8.2 Lactation
- 8.3 Females and Males of Reproductive Potential
- 8.4 Pediatric Use
- 8.5 Geriatric Use
- 8.6 Hepatic Impairment

10 OVERDOSAGE**11 DESCRIPTION****12 CLINICAL PHARMACOLOGY**

- 12.1 Mechanism of Action
- 12.2 Pharmacodynamics
- 12.3 Pharmacokinetics

13 NONCLINICAL TOXICOLOGY

- 13.1 Carcinogenesis, Mutagenesis, Impairment of Fertility
- 13.2 Animal Toxicology and/or Pharmacology

14 CLINICAL STUDIES

- 14.1 BRAF V600E Mutation-Positive Unresectable or Metastatic Melanoma – TAFINLAR As a Single Agent
- 14.2 BRAF V600E or V600K Unresectable or Metastatic Melanoma – TAFINLAR With Trametinib
- 14.3 Adjuvant Treatment of BRAF V600E or V600K Mutation-Positive Melanoma
- 14.4 BRAF V600E Mutation-Positive Metastatic Non-Small Cell Lung Cancer
- 14.5 BRAF V600E Mutation-Positive Locally Advanced or Metastatic Anaplastic Thyroid Cancer
- 14.6 BRAF V600E Mutation-Positive Unresectable or Metastatic Solid Tumors

16 HOW SUPPLIED/STORAGE AND HANDLING**17 PATIENT COUNSELING INFORMATION**

*Sections or subsections omitted from the full prescribing information are not listed.

FULL PRESCRIBING INFORMATION

1 INDICATIONS AND USAGE

1.1 BRAF V600E Mutation-Positive Unresectable or Metastatic Melanoma

TAFINLAR[®] is indicated as a single agent for the treatment of patients with unresectable or metastatic melanoma with BRAF V600E mutation as detected by an FDA-approved test.

1.2 BRAF V600E or V600K Mutation-Positive Unresectable or Metastatic Melanoma

TAFINLAR is indicated, in combination with trametinib, for the treatment of patients with unresectable or metastatic melanoma with BRAF V600E or V600K mutations, as detected by an FDA-approved test [*see Dosage and Administration (2.1)*].

1.3 Adjuvant Treatment of BRAF V600E or V600K Mutation-Positive Melanoma

TAFINLAR is indicated, in combination with trametinib, for the adjuvant treatment of patients with melanoma with BRAF V600E or V600K mutations, as detected by an FDA-approved test, and involvement of lymph node(s), following complete resection [*see Dosage and Administration (2.1)*].

1.4 BRAF V600E Mutation-Positive Metastatic NSCLC

TAFINLAR is indicated, in combination with trametinib, for the treatment of patients with metastatic non-small cell lung cancer (NSCLC) with BRAF V600E mutation as detected by an FDA-approved test [*see Dosage and Administration (2.1)*].

1.5 BRAF V600E Mutation-Positive Locally Advanced or Metastatic Anaplastic Thyroid Cancer

TAFINLAR is indicated, in combination with trametinib, for the treatment of patients with locally advanced or metastatic anaplastic thyroid cancer (ATC) with BRAF V600E mutation and with no satisfactory locoregional treatment options [*see Dosage and Administration (2.1)*].

1.6 BRAF V600E Mutation-Positive Unresectable or Metastatic Solid Tumors

TAFINLAR is indicated, in combination with trametinib, for the treatment of adult and pediatric patients 6 years of age and older with unresectable or metastatic solid tumors with BRAF V600E mutation who have progressed following prior treatment and have no satisfactory alternative treatment options [*see Dosage and Administration (2.1)*]. This indication is approved under accelerated approval based on overall response rate and duration of response [*see Clinical Studies (14.6)*]. Continued approval for this indication may be contingent upon verification and description of clinical benefit in a confirmatory trial(s).

1.7 Limitations of Use

- TAFINLAR is not indicated for treatment of patients with colorectal cancer because of known intrinsic resistance to BRAF inhibition [*see Indications and Usage (1.6), Mechanism of Action (12.1)*].
- TAFINLAR is not indicated for treatment of patients with wild-type BRAF solid tumors [*see Warnings and Precautions (5.2)*].

2 DOSAGE AND ADMINISTRATION

2.1 Patient Selection

Melanoma

- Confirm the presence of BRAF V600E mutation in tumor specimens prior to initiation of treatment with TAFINLAR as a single agent [*see Warnings and Precautions (5.2), Clinical Studies (14.1)*].
- Confirm the presence of BRAF V600E or V600K mutation in tumor specimens prior to initiation of treatment with TAFINLAR and trametinib [*see Warnings and Precautions (5.2), Clinical Studies (14.2, 14.3)*].
- Information on FDA-approved tests for the detection of BRAF V600 mutations in melanoma is available at: <http://www.fda.gov/CompanionDiagnostics>.

44 NSCLC

- 45 • Confirm the presence of BRAF V600E mutation in tumor specimens prior to initiation of treatment with
46 TAFINLAR and trametinib [see *Clinical Studies (14.4)*].
47 • Information on FDA-approved tests for the detection of BRAF V600E mutations in NSCLC is available at:
48 <http://www.fda.gov/CompanionDiagnostics>.

49 ATC

- 50 • Confirm the presence of BRAF V600E mutation in tumor specimens prior to initiation of treatment with
51 TAFINLAR and trametinib [see *Clinical Studies (14.5)*]. An FDA-approved test for the detection of BRAF
52 V600E mutation in ATC is not currently available.

53 Solid Tumors

- 54 • Confirm the presence of BRAF V600E mutation in tumor specimens prior to initiation of treatment with
55 TAFINLAR and trametinib [see *Clinical Studies (14.6)*]. An FDA-approved test for the detection of BRAF
56 V600E mutation in solid tumors other than melanoma and NSCLC is not currently available.

57 **2.2 Recommended Dosage**

58 The recommended dosage for TAFINLAR in adult patients is 150 mg (two 75 mg capsules) orally taken twice
59 daily.

60 The recommended dosage for TAFINLAR in pediatric patients who weigh at least 26 kg is based on body
61 weight (Table 1). A recommended dose has not been established in patients who weigh less than 26 kg.

62 **Table 1. Dosing in Pediatric Patients from 6 to 17 Years Old (Weight-Adjusted Dose)**

Body Weight	Recommended Dose	63
26 to 37 kg	75 mg orally twice daily	
38 to 50 kg	100 mg (two 50 mg capsules) orally twice daily	
51 kg or greater	150 mg (two 75 mg capsules) orally twice daily	

- 64
- 65 • The recommended duration of treatment for patients with unresectable or metastatic melanoma or solid
66 tumors, metastatic NSCLC, or locally advanced or metastatic anaplastic thyroid cancer is until disease
67 progression or unacceptable toxicity.
- 68 • The recommended duration of treatment in the adjuvant melanoma setting is until disease recurrence or
69 unacceptable toxicity for up to 1 year.

70 Refer to the trametinib prescribing information for recommended trametinib dosing information.

71 **2.3 Administration**

- 72 • Take TAFINLAR at doses approximately 12 hours apart.
- 73 • Take TAFINLAR at least 1 hour before or 2 hours after a meal [see *Clinical Pharmacology (12.3)*].
- 74 • Do not take a missed dose of TAFINLAR within 6 hours of the next dose of TAFINLAR.
- 75 • Do not open, crush, or break TAFINLAR capsules.

76 **2.4 Dosage Modifications for Adverse Reactions**

77 Dose reductions for adverse reactions associated with TAFINLAR are presented in Tables 2 and 3.

Table 2. Recommended Dose Reductions for TAFINLAR for Adverse Reactions in Adult Patients

Action	Recommended Dosage
First Dose Reduction	100 mg (two 50 mg capsules) orally twice daily
Second Dose Reduction	75 mg orally twice daily
Third Dose Reduction	50 mg orally twice daily
Subsequent Modification	Permanently discontinue if unable to tolerate TAFINLAR 50 mg orally twice daily

Table 3. Recommended Dose Reductions for TAFINLAR for Adverse Reactions in Pediatric Patients (6 to 17 Years Old)

Action	Recommended Dosage [see Dosage and Administration (2.2)]		
	75 mg orally twice daily	100 mg (two 50 mg capsules) orally twice daily	150 mg (two 75 mg capsules) orally twice daily
First Dose Reduction	50 mg orally twice daily	75 mg orally twice daily	100 mg (two 50 mg capsules) orally twice daily
Second Dose Reduction	-	50 mg orally twice daily	75 mg orally twice daily
Third Dose Reduction	-	-	50 mg orally twice daily
Subsequent Modification	Permanently discontinue if unable to tolerate TAFINLAR 50 mg orally twice daily		

Dosage modifications for adverse reactions associated with TAFINLAR are presented in Table 4.

Table 4. Recommended Dosage Modifications for TAFINLAR for Adverse Reactions

Severity of Adverse Reaction ^a	Dosage Modification for TAFINLAR ^b
<i>New Primary Malignancies [see Warnings and Precautions (5.1)]</i>	
Non-Cutaneous RAS Mutation-positive Malignancies	Permanently discontinue TAFINLAR.
<i>Cardiomyopathy [see Warnings and Precautions (5.4)]</i>	
<ul style="list-style-type: none"> Symptomatic congestive heart failure Absolute decrease in left ventricular ejection fraction (LVEF) of greater than 20% from baseline that is below lower limit of normal (LLN) 	Withhold TAFINLAR until LVEF improves to at least the institutional LLN and absolute decrease to less than or equal to 10% compared to baseline, then resume at same dose.
<i>Uveitis [see Warnings and Precautions (5.5)]</i>	
<ul style="list-style-type: none"> Uveitis, including iritis and iridocyclitis 	For mild or moderate uveitis does not respond to ocular therapy, or for severe uveitis, withhold TAFINLAR for up to 6 weeks. <ul style="list-style-type: none"> If improved to Grade 0-1, then resume TAFINLAR at same or lower dose. If not improved, permanently discontinue TAFINLAR.
<i>Febrile Reactions [see Warnings and Precautions (5.6)]</i>	
<ul style="list-style-type: none"> Fever of 100.4°F to 104°F (or first symptoms in case of recurrence) 	Withhold TAFINLAR until fever resolves, then resume at same or lower dose.
<ul style="list-style-type: none"> Fever higher than 104°F Fever complicated by rigors, hypotension, dehydration, or renal failure 	<ul style="list-style-type: none"> Withhold TAFINLAR until febrile reactions resolve for at least 24 hours, then resume at lower dose. Or <ul style="list-style-type: none"> Permanently discontinue TAFINLAR.
<i>Skin Toxicities [see Warnings and Precautions (5.7)]</i>	

Severity of Adverse Reaction ^a	Dosage Modification for TAFINLAR ^b
<ul style="list-style-type: none"> Intolerable Grade 2 Grade 3 or 4 	Withhold TAFINLAR for up to 3 weeks. <ul style="list-style-type: none"> If improved, resume TAFINLAR at lower dose. If not improved, permanently discontinue TAFINLAR.
<ul style="list-style-type: none"> Severe cutaneous adverse reactions (SCARs) 	Permanently discontinue TAFINLAR.
<i>Other Adverse Reactions^c, including Hemorrhage [see Warnings and Precautions (5.3)]</i>	
<ul style="list-style-type: none"> Intolerable Grade 2 Any Grade 3 	Withhold TAFINLAR. <ul style="list-style-type: none"> If improved to Grade 0-1, resume TAFINLAR at lower dose. If not improved, permanently discontinue TAFINLAR.
<ul style="list-style-type: none"> First occurrence of any Grade 4 	<ul style="list-style-type: none"> Withhold TAFINLAR until improves to Grade 0-1, then resume at a lower dose. Or <ul style="list-style-type: none"> Permanently discontinue TAFINLAR.
<ul style="list-style-type: none"> Recurrent Grade 4 	Permanently discontinue TAFINLAR.

^a National Cancer Institute Common Terminology Criteria for Adverse Events (NCI CTCAE) version 4.0.

^b See Tables 2 and 3 for recommended dose reductions of TAFINLAR.

^c Dose modifications are not recommended for TAFINLAR when administered with trametinib for the following adverse reactions of trametinib: retinal vein occlusion (RVO), retinal pigment epithelial detachment (RPED), interstitial lung disease/pneumonitis, and uncomplicated venous thromboembolism. Dose modification of TAFINLAR is not required for new primary cutaneous malignancies.

Refer to the trametinib prescribing information for dose modifications for adverse reactions associated with trametinib.

3 DOSAGE FORMS AND STRENGTHS

Capsules:

- 50 mg: Dark red capsule imprinted with 'GS TEW' and '50 mg'.
- 75 mg: Dark pink capsule imprinted with 'GS LHF' and '75 mg'.

4 CONTRAINDICATIONS

None.

5 WARNINGS AND PRECAUTIONS

5.1 New Primary Malignancies

Cutaneous Malignancies

Across clinical trials of TAFINLAR monotherapy, cutaneous squamous cell carcinomas (cuSCC), and keratoacanthomas occurred in 11% and 4% of patients, respectively. Basal cell carcinoma and new primary melanoma occurred in 4% and 1% of patients, respectively.

Across clinical trials of TAFINLAR administered with trametinib, the incidence of cuSCC (including keratoacanthomas) occurred in 2% of patients. Basal cell carcinoma and new primary melanoma occurred in 3% and < 1% of patients, respectively.

Perform dermatologic evaluations prior to initiation of TAFINLAR, every 2 months while on therapy, and for up to 6 months following discontinuation of TAFINLAR.

Non-Cutaneous Malignancies

Based on its mechanism of action, TAFINLAR may promote the growth and development of malignancies with activation of RAS through mutation or other mechanisms [see Warnings and Precautions (5.2)]. Across clinical

111 trials of TAFINLAR monotherapy and TAFINLAR administered with trametinib, non-cutaneous malignancies
112 occurred in 1% of patients.

113 Monitor patients receiving TAFINLAR for signs or symptoms of non-cutaneous malignancies. Permanently
114 discontinue TAFINLAR for RAS mutation-positive non-cutaneous malignancies [*see Dosage and*
115 *Administration (2.4)*].

116 **5.2 Tumor Promotion in BRAF Wild-Type Tumors**

117 *In vitro* experiments have demonstrated paradoxical activation of MAP-kinase signaling and increased cell
118 proliferation in BRAF wild-type cells which are exposed to BRAF inhibitors. Confirm evidence of BRAF
119 V600E or V600K mutation status prior to initiation of TAFINLAR as a single agent or in combination with
120 trametinib [*see Indications and Usage (1.6), Dosage and Administration (2.1)*].

121 **5.3 Hemorrhage**

122 Hemorrhage, including major hemorrhage defined as symptomatic bleeding in a critical area or organ, can occur
123 when TAFINLAR is administered with trametinib. Fatal cases have been reported.

124 Across clinical trials of TAFINLAR administered with trametinib, hemorrhagic events occurred in 17% of
125 patients. Gastrointestinal hemorrhage occurred in 3% of patients who received TAFINLAR administered with
126 trametinib. Intracranial hemorrhage occurred in 0.6% of patients who received TAFINLAR administered with
127 trametinib. Fatal hemorrhage occurred in 0.5% of patients who received TAFINLAR administered with
128 trametinib. The fatal events were cerebral hemorrhage and brainstem hemorrhage. Permanently discontinue
129 TAFINLAR for all Grade 4 hemorrhagic events and for any Grade 3 hemorrhagic events that do not improve.
130 Withhold TAFINLAR for Grade 3 hemorrhagic events; if improved, resume at the next lower dose level.

131 **5.4 Cardiomyopathy**

132 Across clinical trials of TAFINLAR administered with trametinib, cardiomyopathy, defined as a decrease in left
133 ventricular ejection fraction (LVEF) $\geq 10\%$ from baseline and below the institutional lower limit of normal
134 (LLN), occurred in 6% of patients. Development of cardiomyopathy resulted in dose interruption or
135 discontinuation of TAFINLAR in 3% and $< 1\%$ of patients, respectively. Cardiomyopathy resolved in 45 of 50
136 patients who received TAFINLAR administered with trametinib.

137 Assess LVEF by echocardiogram or multigated acquisition (MUGA) scan before initiation of TAFINLAR with
138 trametinib, one month after initiation of TAFINLAR, and then at 2- to 3-month intervals while on treatment.
139 Withhold TAFINLAR for symptomatic cardiomyopathy or asymptomatic LV dysfunction of $> 20\%$ from
140 baseline that is below institutional LLN. Resume TAFINLAR at the same dose level upon recovery of cardiac
141 function to at least the institutional LLN for LVEF and absolute decrease $\leq 10\%$ compared to baseline [*see*
142 *Dosage and Administration (2.4)*].

143 **5.5 Uveitis**

144 Across clinical trials, uveitis occurred in 1% of patients who received TAFINLAR monotherapy and in 2% of
145 patients who received TAFINLAR administered with trametinib. Treatment employed in clinical trials included
146 steroid and mydriatic ophthalmic drops.

147 Monitor patients for visual signs and symptoms of uveitis (e.g., change in vision, photophobia, eye pain). If
148 iritis is diagnosed, administer ocular therapy and continue TAFINLAR without dose modification. If severe
149 uveitis (i.e., iridocyclitis) or if mild or moderate uveitis does not respond to ocular therapy, withhold
150 TAFINLAR and treat as clinically indicated. Resume TAFINLAR at the same or lower dose if improves to
151 Grade 0 or 1. Permanently discontinue TAFINLAR for persistent Grade 2 or greater uveitis of > 6 weeks [*see*
152 *Dosage and Administration (2.4)*].

153 **5.6 Serious Febrile Reactions**

154 Serious febrile reactions and fever of any severity complicated by hypotension, rigors or chills, dehydration, or
155 renal failure, can occur with TAFINLAR.

156 The incidence and severity of pyrexia are increased when TAFINLAR is administered with trametinib
157 compared with TAFINLAR as a single agent [see Adverse Reactions (6.1)].

158 Across clinical trials of TAFINLAR monotherapy, fever (serious and non-serious) occurred in 30% of patients.
159 Approximately 13% of these patients experienced 3 or more discrete episodes. Serious febrile reactions and
160 fever of any severity complicated by hypotension, rigors or chills occurred in 6% of patients.

161 Across clinical trials of TAFINLAR administered with trametinib, fever occurred in 58% of patients. Serious
162 febrile reactions and fever of any severity complicated by hypotension, rigors or chills, dehydration or renal
163 failure occurred in 5% of patients. Fever was complicated by hypotension in 4%, dehydration in 3%, syncope in
164 2%, renal failure in 1%, and severe chills/rigors in < 1% of patients.

165 Withhold TAFINLAR when used as monotherapy, and both TAFINLAR and trametinib when used in
166 combination, if the patient's temperature is $\geq 100.4^{\circ}\text{F}$. In case of recurrence, therapy can also be interrupted at
167 the first symptom of pyrexia [see Adverse Reactions (6.1)]. Fever may be complicated by hypotension, rigors or
168 chills, dehydration, or renal failure. Evaluate for signs and symptoms of infection, and monitor serum creatinine
169 and other evidence of renal function during and following severe pyrexia. If appropriate, TAFINLAR, or both
170 TAFINLAR and trametinib when used in combination, may be restarted if the patient has recovered from the
171 febrile reaction for at least 24 hours, either at the same or lower dose [see Dosage and Administration (2.4)].
172 Administer antipyretics as secondary prophylaxis when resuming TAFINLAR if patient had a prior episode of
173 severe febrile reaction or fever associated with complications. Administer corticosteroids (e.g., prednisone
174 10 mg daily) for at least 5 days for second or subsequent pyrexia if temperature does not return to baseline
175 within 3 days of onset of pyrexia, or for pyrexia associated with complications, such as dehydration,
176 hypotension, renal failure or severe chills/rigors, and there is no evidence of active infection.

177 5.7 Serious Skin Toxicities

178 Severe cutaneous adverse reactions (SCARs), including Stevens-Johnson syndrome (SJS) and drug reaction
179 with eosinophilia and systemic symptoms (DRESS), which can be life-threatening or fatal, have been reported
180 during treatment with TAFINLAR administered with trametinib [see Adverse Reactions (6.2)].

181 Across clinical trials of TAFINLAR administered with trametinib, other serious skin toxicity occurred in < 1%
182 of patients.

183 Monitor for new or worsening serious skin reactions. Permanently discontinue TAFINLAR for SCARs. For
184 other skin toxicities, withhold TAFINLAR for intolerable or severe skin toxicity. Resume TAFINLAR at a
185 lower dose in patients with improvement or recovery from skin toxicity within 3 weeks. Permanently
186 discontinue TAFINLAR if skin toxicity has not improved within 3 weeks [see Dosage and Administration
187 (2.4)].

188 5.8 Hyperglycemia

189 Across clinical trials of TAFINLAR monotherapy, 14% of patients with a history of diabetes that received
190 TAFINLAR required more intensive hypoglycemic therapy. Grade 3 and Grade 4 hyperglycemia occurred in
191 3% of patients.

192 Across clinical trials of TAFINLAR administered with trametinib, 15% of patients with a history of diabetes
193 who had received TAFINLAR with trametinib required more intensive hypoglycemic therapy. Grade 3 and
194 Grade 4 hyperglycemia occurred in 2% of patients. Monitor serum glucose levels upon initiation and as
195 clinically appropriate when TAFINLAR is administered in patients with preexisting diabetes or hyperglycemia.
196 Initiate or optimize anti-hyperglycemic medications as clinically indicated.

197 5.9 Glucose-6-Phosphate Dehydrogenase Deficiency

198 TAFINLAR, which contains a sulfonamide moiety, confers a potential risk of hemolytic anemia in patients with
199 glucose-6-phosphate dehydrogenase (G6PD) deficiency. Monitor patients with G6PD deficiency for signs of
200 hemolytic anemia while taking TAFINLAR.

5.10 Risks Associated With Combination Treatment

TAFINLAR is indicated for use in combination with trametinib. Review the Prescribing Information for trametinib for information on the serious risks of trametinib prior to initiation of TAFINLAR with trametinib.

5.11 Embryo-Fetal Toxicity

Based on findings from animal studies and its mechanism of action, TAFINLAR can cause fetal harm when administered to a pregnant woman. Dabrafenib was teratogenic and embryotoxic in rats at doses three times greater than the human exposure at the recommended clinical dose. Advise pregnant women of the potential risk to a fetus. Advise female patients of reproductive potential to use effective non-hormonal contraception, since TAFINLAR can render hormonal contraceptives ineffective, during treatment with TAFINLAR and for 2 weeks after the last dose [see *Drug Interactions (7.2)*, *Use in Specific Populations (8.1, 8.3)*].

6 ADVERSE REACTIONS

The following clinically significant adverse reactions are described elsewhere in the labeling:

- New Primary Malignancies [see *Warnings and Precautions (5.1)*]
- Tumor Promotion in BRAF Wild-Type Tumors [see *Warnings and Precautions (5.2)*]
- Hemorrhage [see *Warnings and Precautions (5.3)*]
- Cardiomyopathy [see *Warnings and Precautions (5.4)*]
- Uveitis [see *Warnings and Precautions (5.5)*]
- Serious Febrile Reactions [see *Warnings and Precautions (5.6)*]
- Serious Skin Toxicities [see *Warnings and Precautions (5.7)*]
- Hyperglycemia [see *Warnings and Precautions (5.8)*]
- Glucose-6-Phosphate Dehydrogenase Deficiency [see *Warnings and Precautions (5.9)*]

There are additional adverse reactions associated with trametinib. Refer to the trametinib prescribing information for additional information.

6.1 Clinical Trials Experience

Because clinical trials are conducted under widely varying conditions, adverse reaction rates observed in the clinical trials of a drug cannot be directly compared to rates in the clinical trials of another drug and may not reflect the rates observed in practice.

The pooled safety populations described in the WARNINGS AND PRECAUTIONS reflect exposure to TAFINLAR as a single agent in 586 patients with various solid tumors, including BRAF V600 mutation-positive unresectable or metastatic melanoma, enrolled in BREAK-2, BREAK-3, BREAK-MB, BRF113220, and BRF112680 and that to TAFINLAR administered with trametinib in 1087 patients enrolled in METRIC, MEK113583, MEK111504, COMBI-d, COMBI-v, COMBI-AD, and BRF113928 with unresectable or metastatic melanoma, adjuvant melanoma or NSCLC. Among these 586 patients who received TAFINLAR as a single agent, 46% were exposed for 6 months or longer and 15% were exposed for greater than one year. Among the 1087 patients who received TAFINLAR administered with trametinib, 70% were exposed for 6 months or longer and 21% were exposed for greater than one year.

Metastatic or Unresectable BRAF V600E or V600K Mutation-Positive Melanoma

TAFINLAR as a Single Agent

The safety of TAFINLAR was evaluated in BREAK-3, a multicenter, international, open-label, randomized (3:1), controlled trial allocated 250 patients with unresectable or metastatic BRAF V600E mutation-positive melanoma to receive TAFINLAR 150 mg orally twice daily (n = 187) or dacarbazine 1000 mg/m² intravenously every 3 weeks (n = 63) [see *Clinical Studies (14.1)*]. The trial excluded patients with abnormal LVEF or cardiac

valve morphology (\geq Grade 2), corrected QT interval \geq 480 milliseconds on electrocardiogram, or a known history of G6PD deficiency. The median duration on treatment was 4.9 months for patients treated with TAFINLAR and 2.8 months for dacarbazine-treated patients. The population exposed to TAFINLAR was 60% male, 99% white, and had a median age of 53 years.

The most common adverse reactions (\geq 20%) in patients treated with TAFINLAR were, in order of decreasing frequency: hyperkeratosis, headache, pyrexia, arthralgia, papilloma, alopecia, and palmar-plantar erythrodysesthesia syndrome (PPES).

The incidence of adverse events resulting in permanent discontinuation of study medication in the BREAK-3 study was 3% for patients treated with TAFINLAR and 3% for patients treated with dacarbazine. The most frequent (\geq 2%) adverse reactions leading to dose reduction of TAFINLAR were pyrexia (9%), PPES (3%), chills (3%), fatigue (2%), and headache (2%). Table 5 and Table 6 present adverse reactions and laboratory abnormalities, respectively, of TAFINLAR as a single agent in the BREAK-3 study.

Table 5. Select Adverse Reactions Occurring in \geq 10% (All Grades) or \geq 2% (Grades 3 or 4) of Patients Treated With TAFINLAR in the BREAK-3 Study^a

Adverse Reactions	TAFINLAR N = 187		Dacarbazine N = 59	
	All Grades (%)	Grades 3 and 4 ^b (%)	All Grades (%)	Grades 3 and 4 (%)
Skin and subcutaneous tissue				
Hyperkeratosis	37	1	0	0
Alopecia	22	NA	2	NA
Palmar-plantar erythrodysesthesia syndrome	20	2	2	0
Rash	17	0	0	0
Nervous system				
Headache	32	0	8	0
General				
Pyrexia	28	3	10	0
Musculoskeletal				
Arthralgia	27	1	2	0
Back pain	12	3	7	0
Myalgia	11	0	0	0
Neoplasms				
Papilloma ^c	27	0	2	0
cuSCC ^d	7	4	0	0
Respiratory				
Cough	12	0	5	0
Gastrointestinal				
Constipation	11	2	14	0
Infections				
Nasopharyngitis	10	0	3	0

Abbreviations: cuSCC, cutaneous squamous cell carcinoma, includes squamous cell carcinoma of the skin and keratoacanthoma; NA, not applicable.

^a Adverse reactions, reported using MedDRA and graded using NCI CTCAE version 4.0 for a assessment of toxicity.

^b Grade 4 adverse reactions limited to hyperkeratosis (n = 1) and constipation (n = 1).

^c Includes skin papilloma and papilloma.

^d Cases of cuSCC were required to be reported as Grade 3 per protocol.

Table 6. Laboratory Abnormalities Worsening from Baseline Occurring at a Higher Incidence in Patients Treated With TAFINLAR in the BREAK-3 Study [Between-Arm Difference of $\geq 5\%$ (All Grades) or $\geq 2\%$ (Grades 3 or 4)]^a

Laboratory Abnormality	TAFINLAR N = 187		Dacarbazine N = 59	
	All Grades (%)	Grades 3 and 4 (%)	All Grades (%)	Grades 3 and 4 (%)
Hyperglycemia	50	6	43	0
Hypophosphatemia	37	6 ^b	14	2
Increased alkaline phosphatase	19	0	14	2
Hyponatremia	8	2	3	0

^a Adverse reactions, reported using MedDRA and graded using NCI CTCAE version 4.0 for a assessment of toxicity.

^b Grade 4 laboratory abnormality limited to hypophosphatemia (n = 1).

Other clinically important adverse reactions observed in less than 10% of patients (N = 586) treated with TAFINLAR were:

Gastrointestinal: Pancreatitis

Immune System: Hypersensitivity manifesting as bullous rash

Renal and Urinary: Interstitial nephritis

TAFINLAR with Trametinib

The safety of TAFINLAR when administered with trametinib was evaluated in 559 patients with previously untreated, unresectable or metastatic, BRAF V600E or V600K mutation-positive melanoma who received TAFINLAR in two trials, the COMBI-d study (n = 209) a multicenter, double-blind, randomized (1:1), active controlled trial and the COMBI-v study (n = 350) a multicenter, open-label, randomized (1:1), active controlled trial. In the COMBI-d and COMBI-v studies, patients received TAFINLAR 150 mg orally twice daily and trametinib 2 mg orally once daily until disease progression or unacceptable toxicity. Both trials excluded patients with abnormal LVEF, history of acute coronary syndrome within 6 months, history of Class II or greater congestive heart failure (New York Heart Association), history of retinal vein occlusion (RVO) or retinal pigment epithelial detachment (RPED), QTcB interval ≥ 480 msec, treatment refractory hypertension, uncontrolled arrhythmias, active brain metastases, or a known history of G6PD deficiency [see *Clinical Studies (14.2)*].

Among these 559 patients, 199 (36%) were exposed to TAFINLAR for > 6 months to 12 months while 185 (33%) were exposed to TAFINLAR for ≥ 1 year. The median age was 55 years (range: 18 to 91), 57% were male, 98% were white, 72% had baseline ECOG performance status 0 and 28% had ECOG performance status 1, 64% had M1c stage disease, 35% had elevated lactate dehydrogenase (LDH) at baseline and 0.5% had a history of brain metastases.

The most common adverse reactions ($\geq 20\%$) for TAFINLAR in patients who received TAFINLAR plus trametinib in the COMBI-d and COMBI-v studies were: pyrexia, rash, chills, headache, arthralgia, and cough. The demographics and baseline tumor characteristics of patients enrolled in the COMBI-d study are summarized in *Clinical Studies [see Clinical Studies (14.2)]*. Patients who received TAFINLAR plus trametinib had a median duration of exposure of 11 months (range: 3 days to 30 months) to TAFINLAR. Among the 209 patients who received TAFINLAR plus trametinib, 26% were exposed to TAFINLAR for > 6 months to 12 months while 46% were exposed to TAFINLAR for > 1 year.

In the COMBI-d study, adverse reactions resulting in discontinuation of TAFINLAR occurred in 11% of patients who received TAFINLAR plus trametinib; the most frequent was pyrexia (1.9%). Adverse reactions leading to dose reductions of TAFINLAR occurred in 26% of patients who received TAFINLAR plus trametinib; the most frequent were pyrexia (14%), neutropenia (1.9%), rash (1.9%), and chills (1.9%). Adverse reactions leading to dose interruptions of TAFINLAR occurred in 56% of patients who received TAFINLAR

plus trametinib; the most frequent were pyrexia (35%), chills (11%), vomiting (7%), nausea (5%), and decreased ejection fraction (5%).

Table 7 and Table 8 present adverse reactions and laboratory abnormalities, respectively, observed in the COMBI-d study.

Table 7. Select Adverse Reactions Occurring in ≥ 10% (All Grades) of Patients Treated With TAFINLAR Administered With Trametinib in the COMBI-d Study^a

Adverse Reactions	Pooled TAFINLAR plus Trametinib N = 559		COMBI-d Study			
	All Grades (%)	Grades 3 and 4 ^b (%)	TAFINLAR plus Trametinib N = 209		TAFINLAR N = 211	
			All Grades (%)	Grades 3 and 4 (%)	All Grades (%)	Grades 3 and 4 (%)
General						
Pyrexia	54	5	57	7	33	1.9
Chills	31	0.5	31	0	17	0.5
Skin						
Rash ^c	32	1.1	42	0	27	1.4
Dry skin	10	0	12	0	16	0
Nervous system						
Headache	30	0.9	33	0.5	30	1.4
Dizziness	11	0.2	14	0	7	0
Musculoskeletal						
Arthralgia	25	0.9	26	0.9	31	0
Myalgia	15	0.2	13	0.5	13	0
Respiratory						
Cough	20	0	21	0	21	0
Gastrointestinal						
Constipation	13	0.2	13	0.5	10	0
Infections						
Nasopharyngitis	12	0	12	0	10	0

^a NCI CTCAE version 4.0.

^b Grade 4 adverse reactions limited to headache (n = 1).

^c Includes rash generalized, rash pruritic, rash erythematous, rash papular, rash vesicular, rash macular, rash maculo-papular, and rash folliculitis.

Other clinically important adverse reactions for TAFINLAR across the COMBI-d and COMBI-v studies (N = 559) observed in less than 10% of patients who received TAFINLAR administered with trametinib were:

Gastrointestinal: Colitis, Gastrointestinal perforation, Pancreatitis

Immunologic: Sarcoidosis

Subcutaneous Tissue: Panniculitis

Table 8. Select Laboratory Abnormalities Worsening from Baseline Occurring at $\geq 10\%$ (All Grades) of Patients Who Received TAFINLAR With Trametinib in the COMBI-d Study

Laboratory Abnormality	Pooled TAFINLAR plus Trametinib N = 559 ^a		COMBI-d Study			
			TAFINLAR plus Trametinib N = 209 ^b		TAFINLAR N = 211 ^b	
	All Grades (%)	Grades 3 and 4 ^c (%)	All Grades (%)	Grades 3 and 4 ^c (%)	All Grades (%)	Grades 3 and 4 ^c (%)
Chemistry						
Hyperglycemia	60	4.7	65	6	57	4.3
Hypophosphatemia	38	6	38	3.8	35	7
Hyponatremia	25	8	24	6	14	2.9
Hepatic						
Increased blood alkaline phosphatase	49	2.7	50	1.0	25	0.5

^a For these laboratory tests the denominator is 556.

^b For these laboratory tests the denominator is 208 for the combination arm, 208-209 for the TAFINLAR arm.

^c Grade 4 adverse reactions limited to hyperglycemia (n = 4), hyponatremia and hypophosphatemia (each n = 1), in the pooled combination arm; hyperglycemia (n = 1) in the COMBI-d study combination arm; hypophosphatemia (n = 1) in the TAFINLAR arm.

Adjuvant Treatment of BRAF V600E or V600K Mutation-Positive Melanoma

The safety of TAFINLAR when administered with trametinib was evaluated in 435 patients with Stage III melanoma with BRAF V600E or V600K mutations following complete resection who received at least one dose of study therapy in the COMBI-AD study [see *Clinical Studies (14.3)*]. Patients received TAFINLAR 150 mg orally twice daily and trametinib 2 mg orally once daily for 12 months. The trial excluded patients with abnormal left ventricular ejection fraction; history of acute coronary syndromes, coronary angioplasty, or stenting within 6 months; Class II or greater congestive heart failure (New York Heart Association); QTc interval ≥ 480 msec; treatment-refractory hypertension; uncontrolled arrhythmias; or history of RVO. The median age of patients who received TAFINLAR administered with trametinib was 50 years (range: 18 to 89), 56% were male, 99% were white, 92% had baseline ECOG performance status 0, and 8% had baseline ECOG performance status of 1. Patients who received TAFINLAR in combination with trametinib had a median duration of exposure of 11 months (range: 0 to 12) to TAFINLAR. Among the 435 patients receiving TAFINLAR in combination with trametinib, 71% were exposed to TAFINLAR for > 6 months.

The most common adverse reactions ($\geq 20\%$) in patients who received TAFINLAR administered with trametinib were: pyrexia, fatigue, nausea, headache, rash, chills, diarrhea, vomiting, arthralgia, and myalgia.

Adverse reactions resulting in discontinuation, dose reduction, or dose interruption of TAFINLAR occurred in 25%, 35%, and 66% of patients, respectively; the most frequent for each were pyrexia and chills.

Table 9 summarizes adverse reactions that occurred in at least 20% of patients who received TAFINLAR administered with trametinib.

343

Table 9. Adverse Reactions Occurring in $\geq 20\%$ of Patients in the COMBI-AD Study^a

Adverse Reactions	TAFINLAR plus Trametinib N = 435		Placebo N = 432	
	All Grades (%)	Grades 3 and 4 (%)	All Grades (%)	Grades 3 and 4 (%)
General				
Pyrexia ^b	63	5	11	< 1
Fatigue ^c	59	5	37	< 1
Chills	37	1	4	0
Gastrointestinal				
Nausea	40	< 1	20	0
Diarrhea	33	< 1	15	< 1
Vomiting	28	< 1	10	0
Nervous system				
Headache ^d	39	1	24	0
Skin				
Rash ^e	37	< 1	16	< 1
Musculoskeletal				
Arthralgia	28	< 1	14	0
Myalgia ^f	20	< 1	14	0

344

^a NCI CTCAE version 4.0.

345

^b Includes pyrexia and hyperpyrexia.

346

^c Includes fatigue, asthenia, and malaise.

347

^d Includes headache and tension headache.

348

^e Includes rash, rash maculo-papular, rash macular, rash generalized, rash erythematous, rash papular, rash pruritic, nodular rash, rash vesicular, and rash pustular.

349

350

^f Includes myalgia, musculoskeletal pain, and musculoskeletal chest pain.

351

Other clinically important adverse reactions observed in less than 20% of patients in the COMBI-AD study who received TAFINLAR administered with trametinib were blurred vision (6%), ejection fraction decreased (5%), rhabdomyolysis (< 1%), and sarcoidosis (< 1%).

352

353

354

The laboratory abnormalities are summarized in Table 10.

Table 10. Laboratory Abnormalities Worsening from Baseline Occurring in $\geq 20\%$ of Patients in the COMBI-AD Study

Laboratory Abnormality	TAFINLAR plus Trametinib ^a N = 435		Placebo ^a N = 432	
	All Grades (%)	Grades 3 and 4 (%)	All Grades (%)	Grades 3 and 4 (%)
Chemistry				
Hyperglycemia	63	3	47	2
Hypophosphatemia	42	7	10	< 1
Hypoalbuminemia	25	< 1	< 1	0
Hepatic				
Increased AST	57	6	11	< 1
Increased ALT	48	5	18	< 1
Increased blood alkaline phosphatase	38	1	6	< 1
Hematology				
Neutropenia	47	6	12	< 1
Lymphopenia	26	5	6	< 1
Anemia	25	< 1	6	< 1

Abbreviations: ALT, alanine aminotransferase; AST, aspartate aminotransferase.

^a The incidence is based on the number of patients who had both a baseline and at least one on-study laboratory measurement: TAFINLAR plus Trametinib (range: 429 to 431) and placebo arm (range: 426 to 428).

Trial COMBI-APlus (Pyrexia Management Study)

COMBI-APlus evaluated the impact of pyrexia related outcomes of a revised pyrexia management algorithm in patients who received dabrafenib administered with trametinib in the adjuvant treatment of BRAF V600 mutation-positive melanoma after complete resection. The pyrexia management algorithm interrupted both dabrafenib and trametinib when patient's temperature is $\geq 100.4^{\circ}\text{F}$.

Grade 3-4 pyrexia occurred in 4.3% of patients, hospitalizations due to pyrexia occurred in 5.1% of patients, pyrexia with complications (dehydration, hypotension, renal dysfunction, syncope, severe chills) occurred in 2.2% of patients, and treatment discontinuation due to pyrexia occurred in 2.5% of patients.

Metastatic, BRAF V600E-Mutation Positive Non-Small Cell Lung Cancer

The safety of TAFINLAR when administered with trametinib was evaluated in 93 patients with previously untreated (n = 36) and previously treated (n = 57) metastatic BRAF V600E mutation-positive NSCLC in a multicenter, multi-cohort, non-randomized, open-label trial (Study BR113928). Patients received TAFINLAR 150 mg orally twice daily and trametinib 2 mg orally once daily until disease progression or unacceptable toxicity. The trial excluded patients with abnormal LVEF, history of acute coronary syndrome within 6 months, history of Class II or greater congestive heart failure (New York Heart Association), QTc interval ≥ 480 msec, treatment refractory hypertension, uncontrolled arrhythmias, active brain metastases, history of interstitial lung disease or pneumonitis, or history or current RVO [see *Clinical Studies (14.4)*].

Among these 93 patients, 53 (57%) were exposed to TAFINLAR and trametinib for > 6 months and 27 (29%) were exposed to TAFINLAR and trametinib for ≥ 1 year. The median age was 65 years (range: 41 to 91); 46% were male; 85% were white; 32% had baseline ECOG performance status 0 and 61% had ECOG performance status 1; 98% had non-squamous histology; and 12% were current smokers, 60% were former smokers, and 28% had never smoked.

The most common adverse reactions ($\geq 20\%$) in these 93 patients were: pyrexia, fatigue, nausea, vomiting, diarrhea, dry skin, decreased appetite, edema, rash, chills, hemorrhage, cough, and dyspnea.

Adverse reactions resulting in discontinuation of TAFINLAR occurred in 18% of patients; the most frequent were pyrexia (2.2%), decreased ejection fraction (2.2%), and respiratory distress (2.2%). Adverse reactions leading to dose reductions of TAFINLAR occurred in 35% of patients; the most frequent were pyrexia (10%), diarrhea (4.3%), nausea (4.3%), vomiting (4.3%), and neutropenia (3.2%). Adverse reactions leading to dose interruptions of TAFINLAR occurred in 62% of patients; the most frequent were pyrexia (27%), vomiting (11%), neutropenia (8%), and chills (6%).

Table 11 and Table 12 present adverse reactions and laboratory abnormalities, respectively, of TAFINLAR administered with trametinib in Study BRF113928.

Table 11. Adverse Reactions Occurring in $\geq 20\%$ (All Grades) of Patients Treated With TAFINLAR Administered With Trametinib in Study BRF113928^a

Adverse Reactions	TAFINLAR plus Trametinib N = 93	
	All Grades (%)	Grades 3 and 4 ^b (%)
General		
Pyrexia	55	5
Fatigue ^b	51	5
Edema ^c	28	0
Chills	23	1.1
Gastrointestinal		
Nausea	45	0
Vomiting	33	3.2
Diarrhea	32	2.2
Decreased appetite	29	0
Skin		
Dry skin	31	1.1
Rash ^d	28	3.2
Vascular		
Hemorrhage ^e	23	3.2
Respiratory system		
Cough	22	0
Dyspnea	20	5

^a NCI CTCAE version 4.0.

^b Includes fatigue, malaise, and asthenia.

^c Includes peripheral edema, edema, and generalized edema.

^d Includes rash, rash generalized, rash papular, rash macular, rash maculo-papular, and rash pustular.

^e Includes hemoptysis, hematoma, epistaxis, purpura, hematuria, subarachnoid hemorrhage, gastric hemorrhage, urinary bladder hemorrhage, contusion, hematochezia, injection site hemorrhage, pulmonary hemorrhage, and retroperitoneal hemorrhage.

Other clinically important adverse reactions for TAFINLAR observed in less than 10% of patients with NSCLC receiving TAFINLAR administered with trametinib were:

Gastrointestinal: Pancreatitis

Renal and Urinary: Tubulointerstitial nephritis

Table 12. Treatment-Emergent Laboratory Abnormalities Occurring in $\geq 20\%$ (All Grades) of Patients Who Received TAFINLAR With Trametinib in Study BRF113928

Laboratory Abnormality	TAFINLAR plus Trametinib N = 93	
	All Grades (%)	Grades 3 and 4 (%)
Chemistry^a		
Hyperglycemia	71	9
Hyponatremia	57	17
Hypophosphatemia	36	7
Increased creatinine	21	1.1
Hepatic^a		
Increased blood alkaline phosphatase	64	0
Increased AST	61	4.4
Increased ALT	32	6
Hematology^b		
Leukopenia	48	8
Anemia	46	10
Neutropenia	44	8
Lymphopenia	42	14

Abbreviations: ALT, alanine aminotransferase; AST, aspartate aminotransferase.

^aFor these laboratory tests the denominator is 90.

^bFor these laboratory tests the denominator is 91.

Advanced BRAF V600E-Mutation Positive Tumors

Study BRF117019

The safety of TAFINLAR when administered with trametinib was evaluated in a multi-cohort, multi-center, non-randomized, open-label study in adult patients with cancers with the BRAF V600E mutation (Study BRF117019). A total of 206 patients were enrolled in the trial, 36 of whom were enrolled in the ATC cohort, 105 were enrolled in specific solid tumor cohorts, and 65 in other malignancies [see *Clinical Studies (14.5, 14.6)*]. Patients received TAFINLAR 150 mg orally twice daily and trametinib 2 mg orally once daily until disease progression or unacceptable toxicity.

Among these 206 patients, 103 (50%) were exposed to TAFINLAR for ≥ 1 year and 101 (49%) were exposed to trametinib for ≥ 1 year. The median age was 60 years (range: 18 to 89); 56% were male; 79% were white; and 34% had baseline ECOG performance status 0 and 60% had ECOG performance status 1.

Serious adverse reactions occurred in 45% of patients who received TAFINLAR in combination with trametinib. Serious adverse reactions in $> 5\%$ of patients included pyrexia (11%) and pneumonia (6%). Fatal adverse reactions occurred in 3.9% of patients who received TAFINLAR in combination with trametinib. Fatal adverse reactions that occurred in $> 1\%$ of patients included sepsis (1.9%).

Permanent treatment discontinuation due to an adverse reaction occurred in 13% of patients. Adverse reactions which resulted in permanent treatment discontinuation in $> 1\%$ of patients included nausea (1.5%).

Dosage interruptions due to an adverse reaction occurred in 55% of patients. Adverse reactions which required dosage interruption in $> 5\%$ of patients included pyrexia (22%), chills (9%), fatigue (6%), neutropenia, (6%), and nausea (5%).

Dose reductions due to an adverse reaction occurred in 44% of patients. Adverse reactions which required dose reductions in $> 5\%$ of patients included pyrexia (18%), chills (8%), and fatigue (6%).

The most common ($\geq 20\%$) adverse reactions, including laboratory abnormalities, are listed in Table 13 and Table 14.

Table 13 summarizes the adverse reactions in Study BRF117019.

Table 13: Adverse Reactions ($\geq 20\%$) in Adult Patients Treated With TAFINLAR Plus Trametinib in Study BRF117019

Adverse Reactions	TAFINLAR plus Trametinib ^a (n=206)	
	All Grades (%)	Grade 3 or 4 (%)
General		
Pyrexia	55	4.9
Fatigue ^b	50	5
Chills	30	0.5
Edema peripheral ^c	22	0
Gastrointestinal		
Nausea	40	1.5
Constipation	27	0
Vomiting	27	1.5
Diarrhea	26	2.9
Skin		
Rash ^d	40	2.4
Nervous system		
Headache	30	1.5
Vascular disorders		
Hemorrhage ^e	29	4.4
Respiratory		
Cough ^f	29	0
Musculoskeletal and Connective Tissue		
Myalgia ^g	24	0.5
Arthralgia	23	0.5

^a NCI CTCAE version 4.0.

^b Includes fatigue, asthenia, and malaise.

^c Includes edema peripheral and peripheral swelling.

^d Includes rash, rash maculo-papular, rash erythematous, rash pustular, and rash papular.

^e Includes epistaxis, hematuria, contusion, hematoma, hemoptysis, conjunctival hemorrhage, hematochezia, rectal hemorrhage, hemorrhoidal hemorrhage, melena, purpura, eye contusion, eye hemorrhage, gastric hemorrhage, gingival bleeding, hematemesis, hemorrhage intracranial, hemorrhagic stroke, hemothorax, increased tendency to bruise, large intestinal hemorrhage, mouth hemorrhage, petechiae, pharyngeal hemorrhage, prothrombin time prolonged, pulmonary hematoma, retinal hemorrhage, vaginal hemorrhage, and vitreous hemorrhage.

^f Includes cough and productive cough.

^g Includes myalgia, musculoskeletal chest pain, and musculoskeletal pain.

Clinically relevant adverse reactions in $< 20\%$ of adult patients who received TAFINLAR in combination with trametinib included ejection fraction decreased (8%), uveitis (1.9%) and hypersensitivity (1.9%).

Table 14 summarizes the laboratory abnormalities in Study BRF117019.

Table 14: Select Laboratory Abnormalities ($\geq 20\%$) That Worsened from Baseline in Adult Patients Treated With TAFINLAR Plus Trametinib in Study BRF117019

Laboratory Abnormality	TAFINLAR plus Trametinib ^a	
	All Grades (%)	Grade 3 or 4 (%)
Chemistry		
Hyperglycemia	61	8
Decreased sodium	35	10
Decreased magnesium	24	0
Increased creatinine	21	1.5
Hepatic		
Increased alkaline phosphatase	51	5
Increased AST	51	4.6
Increased ALT	39	3
Hematology		
Decreased hemoglobin	44	9

^aThe denominator used to calculate the rate varied from 199 to 202 based on the number of patients with a baseline value and at least one post-treatment value.

Study CTMT212X2101 (X2101)

The safety of TAFINLAR when administered with trametinib was evaluated in Study X2101, a multi-center, open-label, multiple cohort study in pediatric patients (n=48) with refractory or recurrent solid tumors [see *Clinical Studies (14.6)*]. The median duration of exposure to TAFINLAR in Parts C (dose escalation) and D (cohort expansion) was 20.8 and 24.9 months, respectively. The median duration of exposure to trametinib in Parts C and D was 20.8 and 24.4 months, respectively. The median age of pediatric patients who received TAFINLAR with trametinib was 9 years (range: 1 – 17 years).

Serious adverse reactions occurred in 46% of patients who received TAFINLAR in combination with trametinib. Serious adverse reactions in > 5% of patients included pyrexia (25%) and ejection fraction decreased (6%). Permanent treatment discontinuation due to an adverse reaction occurred in 21% of patients. Adverse reactions which resulted in permanent treatment discontinuation in > 3% of patients included ALT increased (6%), AST increased (4.2%) and ejection fraction decreased (4.2%). Dosage interruptions due to an adverse reaction occurred in 73% of patients. Adverse reactions which required dosage interruption in > 5% of patients included pyrexia (56%), vomiting (19%), neutropenia (13%), rash (13%), ejection fraction decreased (6%) and uveitis (6%). Dose reductions due to an adverse reaction occurred in 25% of patients. Adverse reactions which required dose reductions in > 5% of patients included pyrexia (13%).

The most common ($\geq 20\%$) adverse reactions, including laboratory abnormalities, are listed in Table 15 and Table 16.

Table 15 summarizes the adverse reactions in Study X2101.

476
477**Table 15: Adverse Reactions ($\geq 20\%$) in Pediatric Patients Treated With TAFINLAR Plus Trametinib in Study X2101^a**

Adverse Reactions	TAFINLAR plus Trametinib (n=48)	
	All Grades (%)	Grade 3 or 4 (%)
General		
Pyrexia	75	17
Fatigue ^b	48	0
Skin		
Rash ^c	73	2.1
Dry skin	48	0
Dermatitis acneiform ^d	40	0
Gastrointestinal		
Vomiting	52	4.2
Diarrhea	42	2.1
Abdominal pain ^e	33	4.2
Nausea	33	2.1
Constipation	23	0
Respiratory		
Cough	44	0
Nervous system		
Headache	35	0
Vascular disorders		
Hemorrhage ^f	33	0
Infections		
Paronychia	23	0

478

^a NCI CTCAE version 4.0.

479

^b Includes fatigue, asthenia and malaise.

480

^c Includes rash, rash maculo-papular, rash erythematous, rash papular, rash pustular, and rash macular.

481

^d Includes dermatitis acneiform and acne.

482

^e Includes abdominal pain and abdominal pain upper.

483

^f Includes epistaxis, hematuria, contusion, hematoma, petechiae, rectal hemorrhage, and red blood cell count decreased.

484

Table 16 summarizes the laboratory abnormalities in Study X2101.

485

486
487**Table 16: Select Laboratory Abnormalities ($\geq 20\%$) That Worsened from Baseline in Pediatric Patients Treated With TAFINLAR Plus Trametinib in Study X2101**

Laboratory Abnormality	TAFINLAR plus Trametinib ^a	
	All Grades (%)	Grade 3 or 4 (%)
Chemistry		
Hyperglycemia	65	2.2
Hypoalbuminemia	48	2.1
Hypocalcemia	40	2.1
Decreased phosphate	38	0
Decreased magnesium	33	2.1
Hypernatremia	27	0
Hypokalemia	21	2.1
Hepatic		
Increased AST	55	4.2
Increased ALT	40	6
Increased alkaline phosphatase	28	6
Increased total bilirubin	21	2.1
Hematology		
Decreased hemoglobin	60	6
Decreased neutrophils	49	28

488
489

^a The denominator used to calculate the rate varied from 39 to 48 based on the number of patients with a baseline value and at least one post-treatment value.

490

6.2 Postmarketing Experience

491
492
493

The following adverse reactions have been identified during post approval use of TAFINLAR in combination with trametinib. Because these reactions are reported voluntarily from a population of uncertain size, it is not always possible to reliably estimate their frequency or establish a causal relationship to drug exposure.

494

Dermatologic: SCAR (including DRESS and SJS)

495

7 DRUG INTERACTIONS

496

7.1 Effects of Other Drugs on TAFINLAR

497
498
499
500

Strong inhibitors of CYP3A4 or CYP2C8 may increase the concentration of dabrafenib [see *Clinical Pharmacology (12.3)*]. Substitution of strong inhibitors of CYP3A4 or CYP2C8 is recommended during treatment with TAFINLAR. If concomitant use of strong inhibitors of CYP3A4 or CYP2C8 is unavoidable, monitor patients closely for adverse reactions when taking strong inhibitors.

501

7.2 Effects of TAFINLAR on Other Drugs

502
503
504
505
506
507
508

Dabrafenib decreased the systemic exposures of midazolam (a CYP3A4 substrate), S-warfarin (a CYP2C9 substrate), and R-warfarin (a CYP3A4/CYP1A2 substrate) [see *Clinical Pharmacology (12.3)*]. Monitor international normalized ratio (INR) levels more frequently in patients receiving warfarin during initiation or discontinuation of dabrafenib. Coadministration of TAFINLAR with other substrates of these enzymes, including dexamethasone or hormonal contraceptives, can result in decreased concentrations and loss of efficacy [see *Use in Specific Populations (8.1, 8.3)*]. Substitute for these medications or monitor patients for loss of efficacy if use of these medications is unavoidable.

509

8 USE IN SPECIFIC POPULATIONS

510

8.1 Pregnancy

511

Risk Summary

512
513

Based on findings from animal reproduction studies and its mechanism of action [see *Clinical Pharmacology (12.1)*], TAFINLAR can cause fetal harm when administered to a pregnant woman. There is insufficient data in

514 pregnant women exposed to TAFINLAR to assess the risks. Dabrafenib was teratogenic and embryotoxic in rats
515 at doses three times greater than the human exposure at the recommended clinical dose of 150 mg twice daily
516 (*see Data*). Advise pregnant women of the potential risk to a fetus.

517 In the U.S. general population, the estimated background risk of major birth defects and miscarriage in
518 clinically recognized pregnancies is 2% to 4% and 15% to 20%, respectively.

519 Data

520 *Animal Data*

521 In a combined female fertility and embryo-fetal development study in rats conducted during the period of
522 organogenesis, developmental toxicity consisted of embryo-lethality, ventricular septal defects, and variation in
523 thymic shape at a dabrafenib dose of 300 mg/kg/day [approximately three times the human exposure at the
524 recommended dose based on area under the curve (AUC)]. At doses of 20 mg/kg/day or greater (equivalent to
525 the human exposure at the recommended dose based on AUC), rats demonstrated delays in skeletal
526 development and reduced fetal body weight.

527 **8.2 Lactation**

528 Risk Summary

529 There are no data on the presence of dabrafenib in human milk, or the effects of dabrafenib on the breastfed
530 infant, or on milk production. Because of the potential for serious adverse reactions in breastfed infants, advise
531 women not to breastfeed during treatment with TAFINLAR and for 2 weeks following the last dose.

532 **8.3 Females and Males of Reproductive Potential**

533 Pregnancy Testing

534 Verify pregnancy status in females of reproductive potential prior to initiating TAFINLAR.

535 Contraception

536 Based on data from animal studies and its mechanism of action, TAFINLAR can cause fetal harm when
537 administered to pregnant women [*see Use in Specific Populations (8.1)*].

538 *Females*

539 Advise female patients of reproductive potential to use effective contraception during treatment with
540 TAFINLAR and for 2 weeks after the last dose. Counsel patients to use a non-hormonal method of
541 contraception since TAFINLAR can render hormonal contraceptives ineffective [*see Drug Interactions (7.2)*].

542 *Males*

543 To avoid potential drug exposure to pregnant partners and female partners of reproductive potential, advise
544 male patients (including those who have had vasectomies) with female partners of reproductive potential to use
545 condoms during treatment with TAFINLAR and for at least 2 weeks after the last dose.

546 Infertility

547 *Females*

548 Advise female patients of reproductive potential that TAFINLAR may impair fertility. A reduction in fertility
549 was observed in female rats at dose exposures equivalent to the human exposure at the recommended dose. A
550 reduction in the number of corpora lutea was noted in pregnant rats at dose exposures approximately three times
551 the human exposure at the recommended dose [*see Nonclinical Toxicology (13.1)*].

552 *Males*

553 Advise male patients of the potential risk for impaired spermatogenesis which may be irreversible. Effects on
554 spermatogenesis have been observed in animals treated with dabrafenib at dose exposures up to three times the
555 human exposure at the recommended dose [*see Nonclinical Toxicology (13.1)*].

8.4 Pediatric Use

BRAF V600E Mutation-Positive Unresectable or Metastatic Solid Tumors

The safety and effectiveness of TAFINLAR in combination with trametinib in pediatric patients 6 years of age and older that weigh at least 26 kg was established based on data in adults and data from a pediatric study X2101. In study X2101, Parts C and D enrolled a total of 48 patients (ages 1 to 17) with the following tumor types: LGG (n = 34), HGG (n = 2), LCH (n = 11), and juvenile xanthogranulomatosis (n = 1) [see *Adverse Reactions (6.1)*, *Clinical Pharmacology (12.3)*, and *Clinical Studies (14.6)*].

The safety and effectiveness of TAFINLAR in combination with trametinib in pediatric patients younger than 6 years old have not been established. The safety and effectiveness of TAFINLAR as a single agent in pediatric patients have not been established.

Juvenile Animal Toxicity Data

In a repeat-dose toxicity study in juvenile rats, an increased incidence of kidney cysts and tubular deposits were noted at doses as low as 0.2 times the human exposure at the recommended adult dose based on AUC.

Additionally, forestomach hyperplasia, decreased bone length, and early vaginal opening were noted at doses as low as 0.8 times the human exposure at the recommended adult dose based on AUC.

8.5 Geriatric Use

Of the 586 patients with various solid tumors who received single agent TAFINLAR, 22% were aged 65 years and older. Of the 187 patients with melanoma who received single-agent TAFINLAR in the BREAK-3 study, 21% were aged 65 years or older [see *Clinical Studies (14.1)*]. No overall differences in the effectiveness or safety of TAFINLAR were observed between geriatric patients as compared to younger adults in the BREAK-3 study.

Of the 994 patients with melanoma who received TAFINLAR plus trametinib in the COMBI-d, COMBI-v, and COMBI-AD studies [see *Clinical Studies (14.2, 14.3)*], 21% were aged 65 years and older and 5% were aged 75 years and older. No overall differences in the effectiveness of TAFINLAR plus trametinib were observed between geriatric patients as compared to younger adults across these melanoma studies. The incidences of peripheral edema (26% vs. 12%) and anorexia (21% vs. 9%) were increased in geriatric patients as compared to younger adults in these studies.

Of the 171 patients with NSCLC who received TAFINLAR in Study BRF113928, there were insufficient numbers of geriatric patients to determine whether they respond differently from younger adults [see *Clinical Studies (14.4)*].

Of the 26 patients with ATC who received TAFINLAR in Study BRF117019, 77% were aged 65 years and older, and 31% were aged 75 years and older [see *Clinical Studies (14.5)*]. This study in ATC did not include sufficient numbers of younger adults to determine whether they respond differently compared to geriatric patients.

8.6 Hepatic Impairment

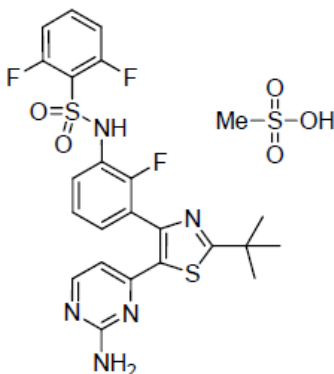
Dose adjustment is not recommended for patients with mild (bilirubin \leq upper limit of normal (ULN) and alanine aminotransferase (AST) $>$ ULN or bilirubin $>$ 1x to 1.5x ULN and any AST) hepatic impairment. As hepatic metabolism and biliary secretion are the primary routes of elimination of dabrafenib and its metabolites, patients with moderate (bilirubin $>$ 1.5x to 3x ULN and any AST) to severe (bilirubin $>$ 3x to 10x ULN and any AST) hepatic impairment may have increased exposure. An appropriate dose has not been established for patients with moderate to severe hepatic impairment [see *Clinical Pharmacology (12.3)*].

10 OVERDOSAGE

There is no information on overdosage of TAFINLAR. Since dabrafenib is highly bound to plasma proteins, hemodialysis is likely to be ineffective in the treatment of overdose with TAFINLAR.

11 DESCRIPTION

Dabrafenib mesylate is a kinase inhibitor. The chemical name for dabrafenib mesylate is N-{3-[5-(2-amino-4-pyrimidinyl)-2-(1,1-dimethylethyl)-1,3-thiazol-4-yl]-2-fluorophenyl}-2,6-difluorobenzene sulfonamide, methanesulfonate salt. It has the molecular formula $C_{23}H_{20}F_3N_5O_2S_2 \cdot CH_4O_3S$ and a molecular weight of 615.68 g/mol. Dabrafenib mesylate has the following chemical structure:



Dabrafenib mesylate is a white to slightly colored solid with three pK_a s: 6.6, 2.2, and -1.5. It is very slightly soluble at pH 1 and practically insoluble above pH 4 in aqueous media.

TAFINLAR (dabrafenib) capsules for oral use are supplied as 50 mg and 75 mg capsules for oral administration. Each 50 mg capsule contains 59.25 mg dabrafenib mesylate equivalent to 50 mg of dabrafenib free base. Each 75 mg capsule contains 88.88 mg dabrafenib mesylate equivalent to 75 mg of dabrafenib free base. The inactive ingredients of TAFINLAR are colloidal silicon dioxide, magnesium stearate, and microcrystalline cellulose. Capsule shells contain hypromellose, red iron oxide (E172), and titanium dioxide (E171).

12 CLINICAL PHARMACOLOGY

12.1 Mechanism of Action

Dabrafenib is an inhibitor of some mutated forms of BRAF kinases with *in vitro* IC_{50} values of 0.65, 0.5, and 1.84 nM for BRAF V600E, BRAF V600K, and BRAF V600D enzymes, respectively. Dabrafenib also inhibits wild-type BRAF and CRAF kinases with IC_{50} values of 3.2 and 5.0 nM, respectively, and other kinases, such as SIK1, NEK11, and LIMK1 at higher concentrations. Some mutations in the BRAF gene, including those that result in BRAF V600E, can result in constitutively activated BRAF kinases that may stimulate tumor cell growth [see *Indications and Usage (1)*]. Dabrafenib inhibits cell growth of various BRAF V600 mutation-positive tumors *in vitro* and *in vivo*.

Dabrafenib and trametinib target two different kinases in the RAS/RAF/MEK/ERK pathway. Use of dabrafenib and trametinib in combination resulted in greater growth inhibition of BRAF V600 mutation-positive tumor cell lines *in vitro* and prolonged inhibition of tumor growth in BRAF V600 mutation positive tumor xenografts compared with either drug alone.

In the setting of BRAF-mutant colorectal cancer, induction of EGFR-mediated MAPK pathway re-activation has been identified as a mechanism of intrinsic resistance to BRAF inhibitors [see *Indications and Usage (1.7)*].

12.2 Pharmacodynamics

Cardiac Electrophysiology

The potential effect of TAFINLAR on QT interval was assessed in a dedicated multiple-dose study in 32 patients with BRAF V600 mutation-positive tumors. No large changes in the mean QT interval (i.e., > 20 ms) were detected with dabrafenib 300 mg administered twice daily (two times the recommended dosage).

In clinical trials, QTc (heart rate-corrected QT) prolongation to ≥ 500 ms occurred in 0.8% (2/264) of patients who received TAFINLAR plus trametinib and in 1.5% (4/264) of patients who received TAFINLAR as a single

agent. The QTc was increased > 60 ms from baseline in 3.8% (10/264) of patients who received TAFINLAR plus trametinib and 3% (8/264) of patients treated with TAFINLAR as a single agent.

12.3 Pharmacokinetics

Absorption

After oral administration, median time to achieve peak plasma concentration (T_{max}) is 2 hours. Mean absolute bioavailability of oral dabrafenib is 95%. Following a single dose, dabrafenib exposure (C_{max} and AUC) increased in a dose-proportional manner across the dose range of 12 mg to 300 mg, but the increase was less than dose-proportional after repeat twice-daily dosing. After repeat twice-daily dosing of 150 mg, the mean accumulation ratio was 0.73, and the inter-subject variability (CV%) of AUC at steady-state was 38%.

Effect of Food

Administration of dabrafenib with a high-fat meal (approximately 1000 calories, 58-75 grams fat, 58 grams carbohydrates, and 33 grams protein) decreased C_{max} by 51%, decreased AUC by 31%, and delayed median T_{max} by 3.6 hours as compared with the fasted state.

Distribution

Dabrafenib is 99.7% bound to human plasma proteins. The apparent volume of distribution (V_d/F) is 70.3 L.

Elimination

The mean terminal half-life of dabrafenib is 8 hours after oral administration. Hydroxy-dabrafenib terminal half-life (10 hours) parallels that of dabrafenib while the carboxy- and desmethyl-dabrafenib metabolites exhibit longer half-lives (21 to 22 hours). The apparent clearance of dabrafenib is 17.0 L/h after single dosing and 34.4 L/h after 2 weeks of twice-daily dosing.

Metabolism

The metabolism of dabrafenib is primarily mediated by CYP2C8 and CYP3A4 to form hydroxy-dabrafenib. Hydroxy-dabrafenib is further oxidized via CYP3A4 to form carboxy-dabrafenib and subsequently excreted in bile and urine. Carboxy-dabrafenib is decarboxylated to form desmethyl-dabrafenib; desmethyl-dabrafenib may be reabsorbed from the gut. Desmethyl-dabrafenib is further metabolized by CYP3A4 to oxidative metabolites. Mean metabolite-to-parent AUC ratios following repeat-dose administration are 0.9, 1.1, and 0.7 for hydroxy-, carboxy-, and desmethyl-dabrafenib, respectively. Based on systemic exposure, relative potency, and pharmacokinetic properties, both hydroxy- and desmethyl-dabrafenib are likely to contribute to the clinical activity of dabrafenib.

Excretion

Fecal excretion is the major route of elimination accounting for 71% of radioactive dose while urinary excretion accounted for 23% of total radioactivity as metabolites only.

Specific Populations

Age has no effect on dabrafenib pharmacokinetics. Pharmacokinetic differences based on sex, weight and renal impairment (eGFR 15 to 89 mL/min/1.73 m²) are not clinically relevant.

Pediatric Patients

The pharmacokinetics of dabrafenib were evaluated in 109 pediatric patients after single or repeat weight-adjusted dosing. The pharmacokinetic exposures of dabrafenib at the recommended weight-adjusted dosage in pediatric patients were within range of those observed in adults.

Patients with Hepatic Impairment

The pharmacokinetics of dabrafenib was evaluated using a population analysis in 65 patients with mild (bilirubin \leq ULN and AST > ULN or bilirubin > 1x to 1.5x ULN and any AST) hepatic impairment enrolled in clinical trials. Mild hepatic impairment has no effect on systemic exposure to dabrafenib and its metabolites. No

data are available in patients with moderate (bilirubin > 1.5x to 3x ULN and any AST) to severe (bilirubin > 3x to 10x ULN and any AST) hepatic impairment.

Drug Interaction Studies

Effect of Trametinib on Dabrafenib: Coadministration of trametinib 2 mg daily with dabrafenib 150 mg twice daily resulted in a 23% increase in AUC of dabrafenib, a 33% increase in AUC of desmethyl-dabrafenib, and no change in AUC of hydroxy-dabrafenib as compared with administration of dabrafenib.

Effect of Strong Inhibitors of CYP3A4 or CYP2C8 on Dabrafenib: Coadministration of dabrafenib 75 mg twice daily and ketoconazole 400 mg once daily (a strong CYP3A4 inhibitor) for 4 days increased dabrafenib AUC by 71%, hydroxy-dabrafenib AUC by 82%, and desmethyl-dabrafenib AUC by 68%. Coadministration of dabrafenib 75 mg twice daily and gemfibrozil 600 mg twice daily (a strong CYP2C8 inhibitor) for 4 days increased dabrafenib AUC by 47%, with no change in the AUC of dabrafenib metabolites.

Effect of Strong Inducers of CYP3A4 or Moderate Inducers CYP2C8 on Dabrafenib: Coadministration of dabrafenib 150 mg twice daily and rifampin 600 mg once daily (a strong CYP3A4 and moderate CYP2C8 inducer) for 10 days decreased dabrafenib AUC by 34%, had no effect on hydroxy-dabrafenib AUC, and decreased desmethyl-dabrafenib AUC by 30%.

Effect of Acid Reducing Agents on Dabrafenib: Coadministration of dabrafenib 150 mg twice daily and rabeprazole 40 mg once daily for 4 days resulted in a 3% increase in AUC of dabrafenib, a 15% decrease in AUC of desmethyl-dabrafenib, and a 5% increase in AUC of hydroxy-dabrafenib as compared to administration of dabrafenib alone. The changes in exposure of dabrafenib and its metabolites were not clinically relevant.

Effect of Dabrafenib on CYP Substrates: *In vitro* data demonstrate that dabrafenib is an inducer of CYP3A4 and CYP2B6 via activation of the pregnane X receptor (PXR) and constitutive androstane receptor (CAR) nuclear receptors. Dabrafenib may also induce CYP2C enzymes via the same mechanism. Coadministration of TAFINLAR 150 mg twice daily for 15 days and a single dose of midazolam 3 mg (a CYP3A4 substrate) decreased midazolam AUC by 65%. Coadministration of dabrafenib 150 mg twice daily for 15 days and a single dose of warfarin 15 mg decreased the AUC of S-warfarin (a CYP2C9 substrate) by 37% and the AUC of R-warfarin (CYP3A4/CYP1A2 substrate) by 33%.

Effect of Transporters on Dabrafenib: Dabrafenib and its metabolites, hydroxyl-dabrafenib and desmethyl-dabrafenib, are substrates of human P-glycoprotein (P-gp) and breast cancer resistance protein (BCRP) but are not substrates of organic cation transporter (OCT1) or organic anion transporting polypeptide (OATP1A2, OATP1B1, OATP1B3, OATP2B1) *in vitro*.

Effect of Dabrafenib on Transporters: Dabrafenib and its metabolites, hydroxy-dabrafenib, carboxy-dabrafenib, and desmethyl-dabrafenib, are inhibitors of OATP1B1, OATP1B3, and organic anion transporter (OAT1 and OAT3) *in vitro*. Dabrafenib and desmethyl-dabrafenib are inhibitors of OCT2 and BCRP *in vitro*. Coadministration of TAFINLAR 150 mg twice daily with a single dose of rosuvastatin (a sensitive OATP1B1 and OATP1B3 substrate) increased rosuvastatin C_{max} by 2.6-fold, but did not change its AUC.

13 NONCLINICAL TOXICOLOGY

13.1 Carcinogenesis, Mutagenesis, Impairment of Fertility

Carcinogenicity studies with dabrafenib have not been conducted. TAFINLAR increased the risk of cuSCCs in patients in clinical trials.

Dabrafenib was not mutagenic *in vitro* in the bacterial reverse mutation assay (Ames test) or the mouse lymphoma assay, and was not clastogenic in an *in vivo* rat bone marrow micronucleus test.

In a combined female fertility and embryo-fetal development study in rats, a reduction in fertility was noted at doses greater than or equal to 20 mg/kg/day (equivalent to the human exposure at the recommended dose based on AUC). A reduction in the number of ovarian corpora lutea was noted in pregnant females at 300 mg/kg/day (which is approximately three times the human exposure at the recommended dose based on AUC).

Male fertility studies with dabrafenib have not been conducted; however, in repeat-dose studies, testicular degeneration/depletion was seen in rats and dogs at doses equivalent to and three times the human exposure at the recommended dose based on AUC, respectively.

13.2 Animal Toxicology and/or Pharmacology

Adverse cardiovascular effects were noted in dogs at dabrafenib doses of 50 mg/kg/day (approximately five times the human exposure at the recommended dose based on AUC) or greater, when administered for up to 4 weeks. Adverse effects consisted of coronary arterial degeneration/necrosis and hemorrhage, as well as cardiac atrioventricular valve hypertrophy/hemorrhage.

14 CLINICAL STUDIES

14.1 BRAF V600E Mutation-Positive Unresectable or Metastatic Melanoma – TAFINLAR As a Single Agent

BREAK-3 Study

The safety and efficacy of TAFINLAR as a single agent were evaluated in an international, multicenter, randomized (3:1), open-label, active-controlled trial (the BREAK-3 study; NCT01227889) conducted in 250 patients with previously untreated BRAF V600E mutation-positive, unresectable or metastatic melanoma. Patients with any prior use of BRAF inhibitors or MEK inhibitors were excluded. Patients were randomized to receive TAFINLAR 150 mg orally twice daily (n = 187) or dacarbazine 1000 mg/m² intravenously every 3 weeks (n = 63). Randomization was stratified by disease stage at baseline [unresectable Stage III (regional nodal or in-transit metastases), M1a (distant skin, subcutaneous, or nodal metastases), or M1b (lung metastases) versus M1c melanoma (all other visceral metastases or elevated serum LDH)]. The main efficacy outcome measure was progression-free survival (PFS) as assessed by the investigator. In addition, an independent radiology review committee (IRRC) assessed the following efficacy outcome measures in pre-specified supportive analyses: PFS, confirmed overall response rate (ORR), and duration of response (DoR).

The median age of patients in the BREAK-3 study was 52 years. The majority of the trial population was male (60%), white (99%), had an ECOG performance status of 0 (67%), M1c disease (66%), and normal LDH (62%). All patients had tumor tissue with mutations in BRAF V600E as determined by a clinical trial assay at a centralized testing site. Tumor samples from 243 patients (97%) were tested retrospectively, using an FDA-approved companion diagnostic test, THxID™-BRAF assay.

The median durations of follow-up prior to initiation of alternative treatment in patients randomized to receive TAFINLAR was 5.1 months and in the dacarbazine arm was 3.5 months. Twenty-eight (44%) patients crossed over from the dacarbazine arm at the time of disease progression to receive TAFINLAR.

The BREAK-3 study demonstrated a statistically significant increase in progression-free survival in the patients treated with TAFINLAR. Table 17 and Figure 1 summarize the PFS results.

756
757

Table 17. Investigator-Assessed Progression-Free Survival and Confirmed Overall Response Results in the BREAK-3 Study

Investigator-Assessed Endpoints	TAFINLAR N = 187	Dacarbazine N = 63
Progression-Free Survival		
Number of Events (%)	78 (42%)	41 (65%)
Progressive Disease	76	41
Death	2	0
Median, months (95% CI)	5.1 (4.9, 6.9)	2.7 (1.5, 3.2)
HR ^a (95% CI)	0.33 (0.20, 0.54)	
P value ^b	< 0.0001	
Confirmed Tumor Responses		
Overall Response Rate (95% CI)	52% (44%, 59%)	17% (9%, 29%)
Complete Response, n (%)	6 (3%)	0
Partial Response, n (%)	91 (48%)	11 (17%)
Duration of Response		
Median DoR, months (95% CI)	5.6 (5.4, NR)	NR (5.0, NR)

758
759
760

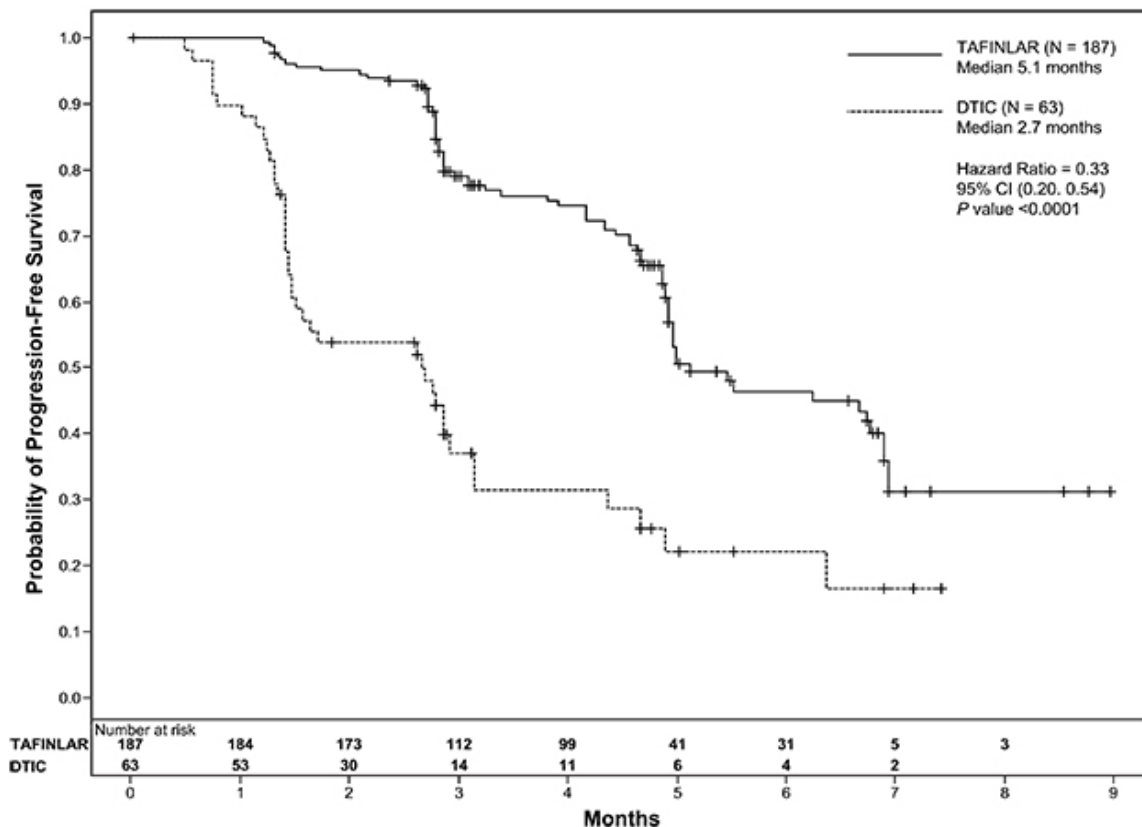
Abbreviations: DoR, duration of response; CI, confidence interval; HR, hazard ratio; NR, not reached.

^a Pike estimator, stratified by disease state.

^b Stratified log-rank test.

761
762

Figure 1. Kaplan-Meier Curves of Investigator-Assessed Progression-Free Survival in the BREAK-3 Study



763
764
765
766

In supportive analyses based on IRRC assessment and in an exploratory subgroup analysis of patients with retrospectively confirmed V600E mutation-positive melanoma with the THxID™-BRAF assay, the PFS results were consistent with those of the primary efficacy analysis.

BREAK-MB Study

The activity of TAFINLAR for the treatment of BRAF V600E mutation-positive melanoma, metastatic to the brain was evaluated in a single-arm, open-label, two-cohort multicenter trial (the BREAK-MB study; NCT01266967). All patients received TAFINLAR 150 mg twice daily. Patients in Cohort A (n = 74) had received no prior local therapy for brain metastases, while patients in Cohort B (n = 65) had received at least one local therapy for brain metastases, including, but not limited to, surgical resection, whole brain radiotherapy, or stereotactic radiosurgery, such as gamma knife, linear-accelerated-based radiosurgery, or charged particles. In addition, patients in Cohort B were required to have evidence of disease progression in a previously treated lesion or an untreated lesion. Additional eligibility criteria were at least one measurable lesion of 0.5 cm or greater in largest diameter on contrast-enhanced MRI, stable or decreasing corticosteroid dose, and no more than two prior systemic regimens for treatment of metastatic disease. The major efficacy outcome measure was estimation of the overall intracranial response rate (OIRR) in each cohort.

The median age of patients in Cohort A was 50 years, 72% were male, 100% were white, 59% had a pre-treatment ECOG performance status of 0, and 57% had an elevated LDH value at baseline. The median age of patients in Cohort B was 51 years, 63% were male, 98% were white, 66% had a pre-treatment ECOG performance status of 0, and 54% had an elevated LDH value at baseline. The intracranial response rate as determined by an independent radiology review committee, masked to investigator response assessments, was 18% (95% CI: 10%, 28%) in Cohort A and 18% (95% CI: 10%, 30%) in Cohort B. The median duration of intracranial response was 4.6 months in both cohorts.

14.2 BRAF V600E or V600K Unresectable or Metastatic Melanoma – TAFINLAR With Trametinib

COMBI-d Study and COMBI-v Study

The safety and efficacy of TAFINLAR administered with trametinib were evaluated in two international, randomized, active-controlled trials: one double-blind trial (the COMBI-d study; NCT01584648) and one open-label trial (the COMBI-v study; NCT01597908).

The COMBI-d study compared TAFINLAR and trametinib to TAFINLAR and placebo as first-line therapy for patients with unresectable (Stage IIIC) or metastatic (Stage IV) BRAF V600E or V600K mutation-positive cutaneous melanoma. Patients were randomized (1:1) to receive TAFINLAR 150 mg twice daily and trametinib 2 mg once daily or TAFINLAR 150 mg twice daily plus matching placebo. Randomization was stratified by LDH level (> ULN vs. ≤ ULN) and BRAF mutation subtype (V600E vs. V600K). The major efficacy outcome was investigator-assessed progression-free survival (PFS) per RECIST v1.1 with additional efficacy outcome measures of overall survival (OS) and confirmed overall response rate (ORR).

The COMBI-v study compared TAFINLAR and trametinib to vemurafenib as first-line treatment therapy for patients with unresectable (Stage IIIC) or metastatic (Stage IV) BRAF V600E or V600K mutation-positive cutaneous melanoma. Patients were randomized (1:1) to receive TAFINLAR 150 mg twice daily and trametinib 2 mg once daily or vemurafenib 960 mg twice daily. Randomization was stratified by lactate dehydrogenase (LDH) level (> ULN vs. ≤ ULN) and BRAF mutation subtype (V600E vs. V600K). The major efficacy outcome measure was overall survival. Additional efficacy outcome measures were PFS and ORR as assessed by investigator per RECIST v1.1.

In the COMBI-d study, 423 patients were randomized to TAFINLAR plus trametinib (n = 211) or TAFINLAR plus placebo (n = 212). The median age was 56 years (range: 22 to 89 years), 53% were male, >99% were white, 72% had ECOG performance status of 0, 4% had Stage IIIC, 66% had M1c disease, 65% had a normal LDH, and 2 patients had a history of brain metastases. All patients had tumor containing BRAF V600E or V600K mutations as determined by centralized testing, 85% with BRAF V600E mutations and 15% with BRAF V600K mutations.

In the COMBI-v study, 704 patients were randomized to TAFINLAR plus trametinib (n = 352) or single-agent vemurafenib (n = 352). The median age was 55 years (range: 18 to 91 years), 96% were white, and 55% were male, 6% percent of patients had Stage IIIC, 61% had M1c disease, 67% had a normal LDH, 70% had ECOG

performance status of 0, 89% had BRAF V600E mutation-positive melanoma, and one patient had a history of brain metastases.

The COMBI-d and COMBI-v studies demonstrated statistically significant improvements in OS and PFS. Table 18 and Figures 2 and 3 summarize the efficacy results.

Table 18. Efficacy Results in Patients With BRAF V600E or V600K Mutation-Positive Unresectable or Metastatic Melanoma^a

Endpoint	COMBI-d Study		COMBI-v Study	
	TAFINLAR plus Trametinib N = 211	TAFINLAR plus Placebo N = 212	TAFINLAR plus Trametinib N = 352	Vemurafenib N = 352
Overall Survival				
Number of Deaths (%)	99 (47%)	123 (58%)	100 (28%)	122 (35%)
Median, months (95% CI)	25.1 (19.2, NR)	18.7 (15.2, 23.1)	NR (18.3, NR)	17.2 (16.4, NR)
HR (95% CI)	0.71 (0.55, 0.92)		0.69 (0.53, 0.89)	
<i>P</i> value (log-rank test)	0.01		0.005 ^a	
Progression-Free Survival^b				
Number of Events (%)	102 (48%)	109 (51%)	166 (47%)	217 (62%)
Median, months (95% CI)	9.3 (7.7, 11.1)	8.8 (5.9, 10.9)	11.4 (9.9, 14.9)	7.3 (5.8, 7.8)
HR (95% CI)	0.75 (0.57, 0.99)		0.56 (0.46, 0.69)	
<i>P</i> value (log-rank test)	0.035		< 0.001	
Overall Response Rate^b				
ORR (95% CI)	66% (60%, 73%)	51% (44%, 58%)	64% (59%, 69%)	51% (46%, 56%)
<i>P</i> value	< 0.001		< 0.001	
Complete Response	10%	8%	13%	8%
Partial Response	56%	42%	51%	43%
Median DoR, months (95% CI)	9.2 (7.4, NR)	10.2 (7.5, NR)	13.8 (11.0, NR)	7.5 (7.3, 9.3)

Abbreviations: DoR, duration of response; ORR, overall response rate; CI, confidence interval; HR, hazard ratio; NR, not reached.

^a *P*-value is comparing with the allocated alpha of 0.021 for the interim analysis based on 77% information.

^b PFS and ORR were assessed by investigator.

Figure 2. Kaplan-Meier Curves for Overall Survival in the COMBI-d Study

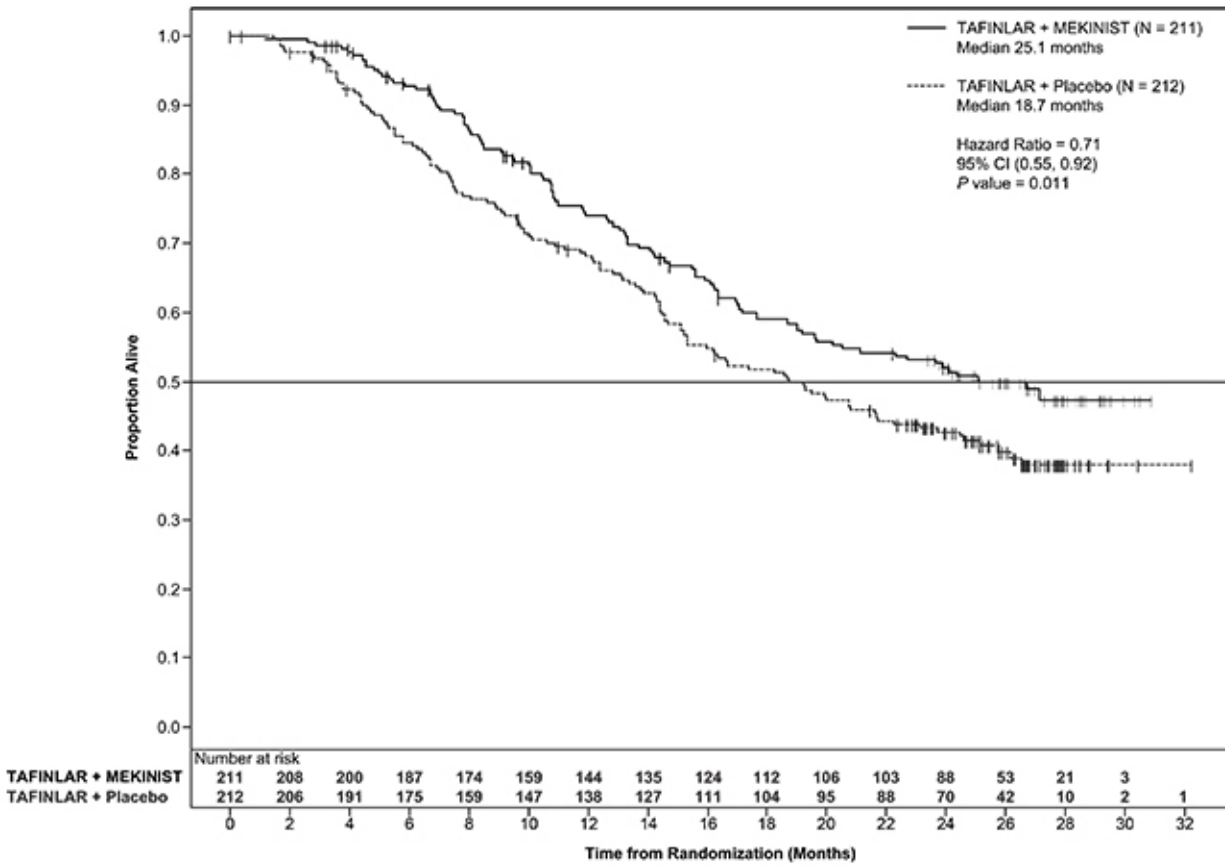
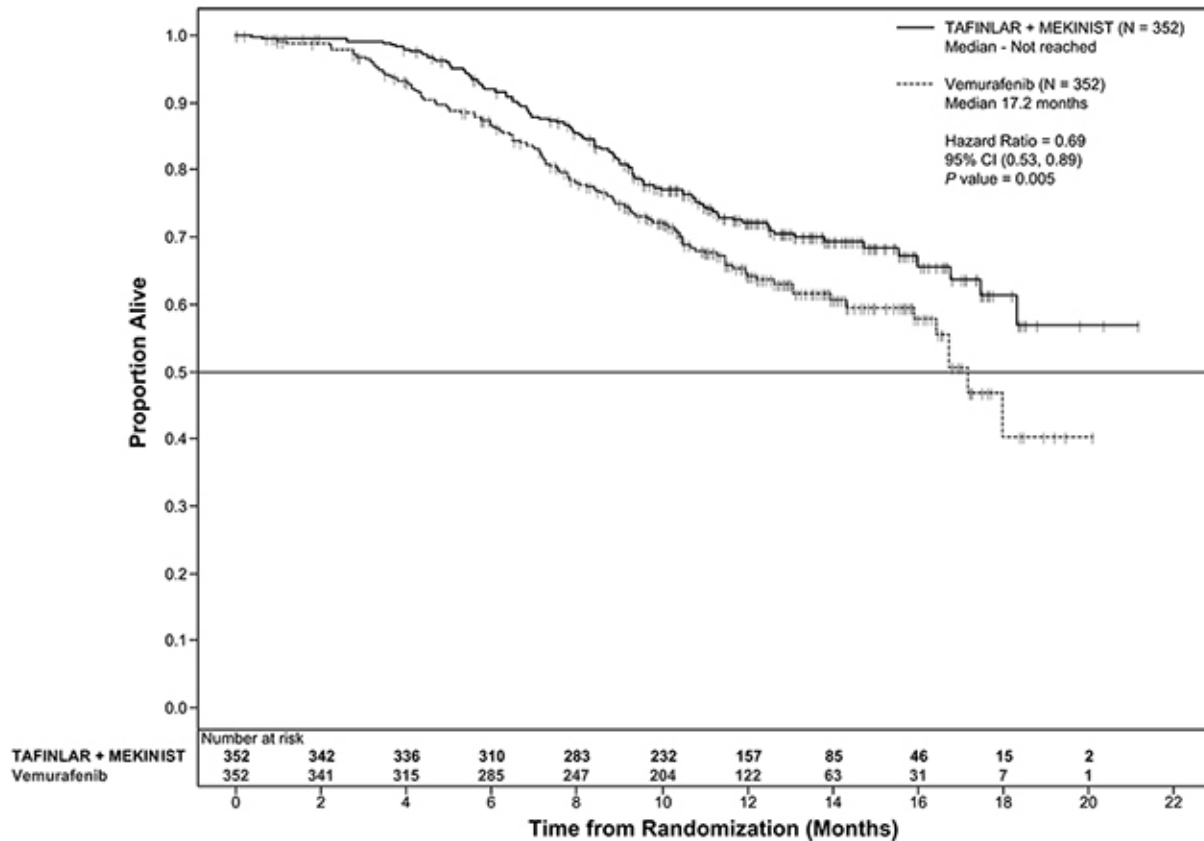


Figure 3. Kaplan-Meier Curves for Overall Survival in the COMBI-v Study



COMBI-MB Study

The activity of TAFINLAR with trametinib for the treatment of BRAF V600E or V600K mutation-positive melanoma, metastatic to the brain, was evaluated in a non-randomized, open-label, multi-center, multi-cohort trial (the COMBI-MB study; NCT02039947). Eligible patients were required to have at least one measurable intracranial lesion and to have no leptomeningeal disease, parenchymal brain metastasis greater than 4 cm in diameter, ocular melanoma, or primary mucosal melanoma. Patients received TAFINLAR 150 mg orally twice daily and trametinib 2 mg orally once daily until disease progression or unacceptable toxicity. The major efficacy outcome measure was intracranial response rate, defined as the percentage of patients with a confirmed intracranial response per RECIST v1.1, modified to allow up to five intracranial target lesions at least 5 mm in diameter, as assessed by independent review.

The COMBI-MB study enrolled 121 patients with a BRAF V600E (85%) or V600K (15%) mutation. The median age was 54 years (range: 23 to 84 years), 58% were male, 100% were white, 8% were from the United States, 65% had a normal LDH value at baseline, and 97% had an ECOG performance status of 0 or 1. Intracranial metastases were asymptomatic in 87% and symptomatic in 13% of patients, 22% received prior local therapy for brain metastases, and 87% also had extracranial metastases.

The intracranial response rate was 50% (95% CI: 41, 60), with a complete response rate of 4.1% and a partial response rate of 46%. The median duration of intracranial response was 6.4 months (range: 1 to 31 months). Of the patients with an intracranial response, 9% had stable or progressive disease as their best overall response.

14.3 Adjuvant Treatment of BRAF V600E or V600K Mutation-Positive Melanoma

COMBI-AD (NCT 01682083) was an international, multi-center, randomized, double-blind, placebo-controlled trial that enrolled patients with Stage III melanoma with BRAF V600E or V600K mutations as detected by the THxID™-BRAF assay and pathologic involvement of regional lymph node(s). Patients were randomized (1:1) to receive TAFINLAR 150 mg twice daily and trametinib 2 mg once daily or two placebos for up to 1 year. Enrollment required complete resection of melanoma with complete lymphadenectomy within 12 weeks prior to randomization. The trial excluded patients with mucosal or ocular melanoma, unresectable in-transit metastases, distant metastatic disease, or prior systemic anticancer treatment, including radiotherapy. Randomization was stratified by BRAF mutation status (V600E or V600K) and American Joint Committee on Cancer (AJCC; 7th Edition) stage (IIIA, IIIB, or IIIC). The major efficacy outcome measure was relapse-free survival (RFS), defined as the time from randomization to disease recurrence (local, regional, or distant metastasis), new primary melanoma, or death from any cause, whichever occurred first as assessed by the investigator. Patients underwent imaging for tumor recurrence every 3 months for the first two years and every 6 months thereafter.

In COMBI-AD, a total of 870 patients were randomized: 438 to TAFINLAR administered with trametinib and 432 to placebo. Median age was 51 years (range 18-89), 55% were male, 99% were white, and 91% had an ECOG performance status of 0. Disease characteristics were AJCC Stage IIIa (18%), Stage IIIB (41%), Stage IIIC (40%), stage unknown (1%); BRAF V600E mutation (91%), BRAF V600K mutation (9%); macroscopic lymph nodes (65%); and tumor ulceration (41%). The median duration of follow-up (time from randomization to last contact or death) was 2.8 years.

COMBI-AD showed a statistically significant improvement in RFS in patients randomized to TAFINLAR administered with trametinib compared to those randomized to placebo. Efficacy results are presented in Table 19 and Figure 4.

Table 19. Efficacy Results in COMBI-AD in the Adjuvant Treatment of Melanoma

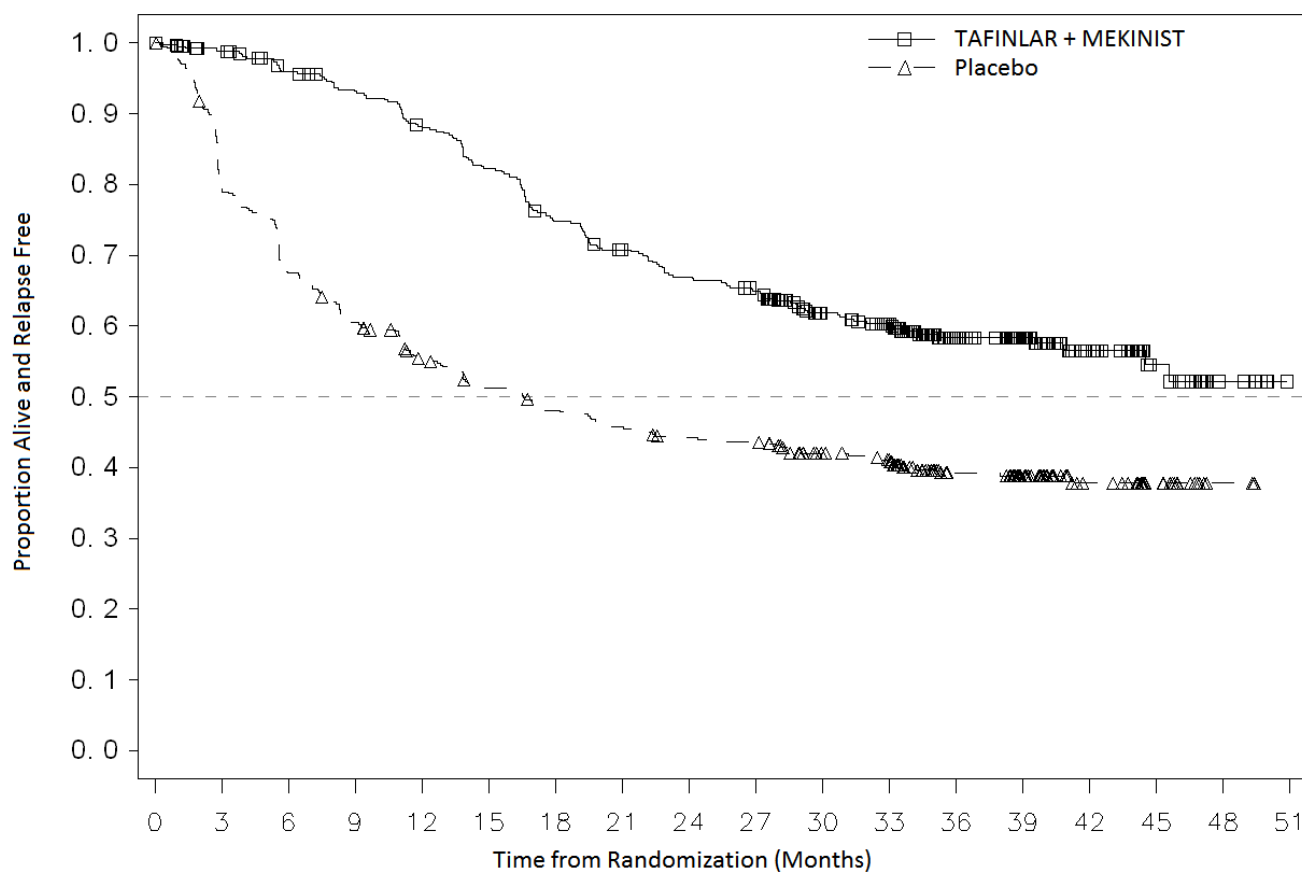
	TAFINLAR plus Trametinib N = 438	Placebo N = 432
Relapse-Free Survival		
Number of Events (%)	166 (38)	248 (57)
Median, months (95% CI)	NE (44.5, NE)	16.6 (12.7, 22.1)
HR (95% CI) ^a	0.47 (0.39, 0.58)	
<i>P</i> value ^b	< 0.0001	

Abbreviations: HR, hazard ratio; CI, confidence interval; NE, not estimable.

^a Pike estimator obtained from the stratified log-rank test estimator.

^b Log-rank test stratified by disease stage (IIIA vs. IIIB vs. IIIC) and BRAF V600 mutation type (V600E vs. V600K).

Figure 4. Kaplan-Meier Curves for Relapse-Free Survival in COMBI-AD in the Adjuvant Treatment of Melanoma



Subjects at Risk

TAFINLAR + MEKINIST	438	411	392	377	355	330	299	279	263	253	202	187	116	83	52	23	7	0
Placebo	432	335	280	250	219	199	185	176	168	166	141	132	87	62	33	16	3	0

14.4 BRAF V600E Mutation-Positive Metastatic Non-Small Cell Lung Cancer

The safety and efficacy of TAFINLAR alone or administered with trametinib were evaluated in a multi-center, three-cohort, non-randomized, activity-estimating, open-label trial (Study BRF1 13928, NCT01336634). Key eligibility criteria were locally confirmed BRAF V600E mutation-positive metastatic NSCLC, no prior exposure to BRAF or MEK-inhibitor, and absence of EGFR mutation or ALK rearrangement (unless patients had progression on prior tyrosine kinase inhibitor therapy). Patients enrolled in Cohorts A and B were required to have received at least one previous platinum-based chemotherapy regimen for NSCLC with demonstrated disease progression but no more than three prior systemic regimens. Patients enrolled in Cohort C could not have received prior systemic therapy for metastatic NSCLC. Patients in Cohort A received TAFINLAR 150 mg twice daily. Patients in Cohorts B and C received TAFINLAR 150 mg twice daily and trametinib 2 mg once daily. The major efficacy outcome measure was overall response rate (ORR) per RECIST v1.1 as assessed by independent review committee (IRC) and DoR.

There were a total of 171 patients enrolled which included 78 patients enrolled in Cohort A, 57 patients enrolled in Cohort B, and 36 patients enrolled in Cohort C. The characteristics of the study population were a median age of 66 years, 48% male; 81% white, 14% Asian, 3% black, and 2% Hispanic; 60% were former smokers, 32% were never smokers, and 8% current smokers; 27% had ECOG performance status (PS) 0, 63% had ECOG PS 1, and 11% had ECOG PS of 2; 99% had metastatic disease of which 6% had brain metastasis at baseline and 14% had liver metastasis at baseline; 11% had systemic anti-cancer therapy in the adjuvant setting and 58%

of the 135 previously treated patients had only one line of prior systemic therapy for metastatic disease; and 98% had non-squamous histology.

Efficacy results are summarized in Table 19.

Table 19. Efficacy Results Based on Independent Review in Study BRF113928

Treatment	TAFINLAR		TAFINLAR + Trametinib	
Population	Previously Treated N = 78	Previously Treated N = 57	Treatment Naïve N = 36	
Overall Response Rate^a				
ORR (95% CI)	27% (18%, 38%)	61% (48%, 74%)	61% (44%, 77%)	
Complete Response	1%	5%	8%	
Partial Response	26%	56%	53%	
Duration of Response^a				
Median DoR, months (95% CI)	n = 21 18.0 (4.2, 40.1)	n = 35 9.0 (5.8, 26.2)	n = 22 15.2 (7.8, 23.5)	

Abbreviations: CI, confidence interval; DoR, duration of response.

^a Represents final analysis results (cutoff date of 24 Feb 2021) for the primary analysis responder cohorts.

In a subgroup analysis of patients with retrospectively, centrally confirmed BRAF V600E mutation-positive NSCLC with the OncoPrint™ Dx Target Test, the ORR results were similar to those presented in Table 14.

14.5 BRAF V600E Mutation-Positive Locally Advanced or Metastatic Anaplastic Thyroid Cancer

The safety and efficacy of TAFINLAR administered with trametinib was evaluated in an activity estimating, nine-cohort, multi-center, non-randomized, open-label trial (Study BRF117019; NCT02034110) in patients with rare cancers with the BRAF V600E mutation, including locally advanced, unresectable, or metastatic ATC with no standard locoregional treatment options. Trial BRF117019 excluded patients who could not swallow or retain the medication; who received prior treatment with BRAF or MEK inhibitors; with symptomatic or untreated CNS metastases; or who had airway obstruction. Patients received TAFINLAR 150 mg twice daily and trametinib 2 mg once daily. The major efficacy outcome measure was overall response rate (ORR) per RECIST v1.1 as assessed by independent review committee (IRC) and DoR.

Thirty-six patients were enrolled and were evaluable for response in the ATC cohort. The median age was 71 years (range: 47-85); 44% were male, 50% white, 44% Asian; and 94% had ECOG performance status of 0 or 1. Prior anti-cancer treatments included surgery and external beam radiotherapy (83% each), and systemic therapy (67%).

Efficacy results are summarized in Table 20.

Table 20. Efficacy Results in the ATC Cohort Based on Independent Review of Study BRF117019

ATC Cohort Population	N = 36
Overall Response Rate	
ORR (95% CI)	53% (35.5%, 69.6%)
Complete Response	6%
Partial Response	47%
Duration of Response	
Median DoR, months (95% CI)	n = 19 13.6 (3.8, NE)
% with DoR ≥ 6 months	68%
% with DoR ≥ 12 months	53%

Abbreviations: ATC, anaplastic thyroid cancer; DoR, duration of response; CI, confidence interval; NE, not estimable.

14.6 BRAF V600E Mutation-Positive Unresectable or Metastatic Solid Tumors

The safety and efficacy of TAFINLAR in combination with trametinib for the treatment of BRAF V600E mutation-positive unresectable or metastatic solid tumors were evaluated in Trials BRF117019, NCI-MATCH, and CTMT212X2101, and supported by results in COMBI-d, COMBI-v [see *Clinical Studies (14.2)*], and BRF113928 [see *Clinical Studies (14.4)*]. In adult studies, patients received TAFINLAR 150 mg twice daily and trametinib 2 mg once daily. The major efficacy outcome measures were ORR per RECIST v1.1, RANO [HGG] or modified RANO [LGG] criteria and duration of response (DoR).

BRF117019 Study and NCI-MATCH Study

Study BRF117019 (NCT02034110) [see *Clinical Studies (14.5)*] is a multi-cohort, multi-center, non-randomized, open-label trial in adult patients with selected tumors with the BRAF V600E mutation, including high grade glioma (HGG) (n = 45), biliary tract cancer (BTC) (n = 43), low grade glioma (LGG) (n = 13), adenocarcinoma of small intestine (ASI) (n = 3), gastrointestinal stromal tumor (GIST) (n = 1), and anaplastic thyroid cancer [see *Clinical Studies (14.5)*]. Patients were enrolled based on local assessments of BRAF V600E mutation status; a central laboratory confirmed the BRAF mutation in 93 of 105 patients.

Arm H (EAY131-H) of the NCI-MATCH study (NCT02465060) is a single-arm, open-label study that enrolled patients with a BRAF V600E mutation. Patients with melanoma, thyroid cancer, or CRC were excluded. BRAF V600E mutation status for enrollment was determined either by central or local laboratory test. The study included adult patients with solid tumors including gastrointestinal tumors (n = 14), lung tumors (n = 7), gynecologic or peritoneal tumors (n = 6), CNS tumors (n = 4), and ameloblastoma of mandible (n = 1).

Among the 131 patients enrolled in BRF117019 and NCI-MATCH with the tumor types shown in Table 21, the baseline characteristics were: median age of 51 years with 20% age 65 or older; 56% female; 85% White, 9% Asian, 3% Black, 3% Other; and 37% ECOG 0, 56% ECOG 1, and 6% ECOG 2. Of the 131 patients, 90% received prior systemic therapy.

Efficacy results in patients with solid tumors are summarized in Table 21.

Table 21: Efficacy Results Based on Independent Review in Studies BRF117019 and NCI-MATCH Arm H

Tumor Type ^a	N	Objective Response Rate (ORR)		Duration of Response (DoR)
		%	95% CI	Range (months)
Biliary tract cancer ^b	48	46	(31, 61)	1.8 ^d , 40 ^d
High grade glioma ^c	48	33	(20, 48)	3.9, 44
Glioblastoma	32	25	(12, 43)	3.9, 27
Anaplastic pleomorphic xanthoastrocytoma	6	67	(22, 96)	6, 43
Anaplastic astrocytoma	5	20	(0.5, 72)	15
Astroblastoma	2	100	(16, 100)	15, 23 ^d
Undifferentiated	1	PR	(2.5, 100)	6
Anaplastic ganglioglioma	1	0	NA	NA
Anaplastic oligodendroglioma	1	0	NA	NA
Low grade glioma	14	50	(23, 77)	6, 29 ^d
Astrocytoma	4	50	(7, 93)	7, 23

Ganglioglioma	4	50	(7, 93)	6, 13
Pleomorphic xanthoastrocytoma	2	50	(1.3, 99)	6
Pilocytic astrocytoma	2	0	NA	NA
Choroid plexus papilloma	1	PR	(2.5, 100)	29 ^d
Gangliocytoma/Ganglioglioma	1	PR	(2.5, 100)	18 ^d
Low grade serous ovarian carcinoma	5	80	(28, 100)	12, 42 ^d
Adenocarcinoma small intestine	4	50	(7, 93)	7, 8
Adenocarcinoma pancreas	3	0	NA	NA
Mixed ductal / adenoneuroendocrine carcinoma	2	0	NA	NA
Neuroendocrine carcinoma of colon	2	0	NA	NA
Ameloblastoma of mandible	1	PR	(2.5, 100)	30
Combined small cell-squamous carcinoma of lung	1	PR	(2.5, 100)	5
Mucinous-papillary serous adenocarcinoma of peritoneum	1	PR	(2.5, 100)	8
Adenocarcinoma of anus	1	0	NA	NA
Gastrointestinal stromal tumor	1	0	NA	NA

Abbreviations: PR, partial response.

^a Excludes NSCLC (n=6) and ATC (n=36) (previously approved tumor types for TAFINLAR in combination with trametinib).

^b Median DoR 9.8 months (95% CI: 5.3, 20.4).

^c Median DoR 13.6 months (95% CI: 5.5, 26.7).

^d Denotes a right-censored DoR.

CTMT212X2101 (X2101) Study

Study X2101 (NCT02124772) was a multi-center, open-label, multiple cohort study in pediatric patients with refractory or recurrent solid tumors. Part C was a dose escalation of TAFINLAR in combination with trametinib in patients with a BRAF V600E mutation. Part D was a cohort expansion phase of TAFINLAR in combination with trametinib in patients with LGG with a BRAF V600E mutation. The major efficacy outcome measure was ORR as assessed by independent review committee per RANO criteria.

The efficacy of TAFINLAR in combination with trametinib was evaluated in 48 pediatric patients, including 34 patients with LGG and 2 patients with HGG.

For patients with BRAF V600E mutant LGG and HGG in Parts C and D, the median age was 10 years (range: 1-17); 50% were male, 75% White, 8% Asian, 3% Black; and 58% had Karnofsky/Lansky performance status of 100. Prior anti-cancer treatments included surgery (83%), and external beam radiotherapy (2.8%), and systemic therapy (92%). The ORR was 25% (95% CI: 12%, 42%). For the 9 patients who responded, DoR was ≥ 6 months for 78% of patients and ≥ 24 months for 44% of patients.

16 HOW SUPPLIED/STORAGE AND HANDLING

50 mg capsules: Dark red capsule imprinted with 'GS TEW' and '50 mg' available in bottles of 120 (NDC 0078-0682-66). Each bottle contains a silica gel desiccant.

75 mg capsules: Dark pink capsule imprinted with 'GS LHF' and '75 mg' available in bottles of 120 (NDC 0078-0681-66). Each bottle contains a silica gel desiccant.

Store at 20°C to 25°C (68°F to 77°F); excursions permitted between 15°C and 30°C (59°F and 86°F) [see USP Controlled Room Temperature]. Store and dispense in the original bottle with the desiccant.

17 PATIENT COUNSELING INFORMATION

Advise the patient to read the FDA-approved patient labeling (Medication Guide).

New Cutaneous and Non-Cutaneous Malignancies

Advise patients that TAFINLAR increases the risk of developing new primary cutaneous and non-cutaneous malignancies. Advise patients to contact their healthcare provider immediately for any new lesions, changes to existing lesions on their skin, or signs and symptoms of other malignancies [see *Warnings and Precautions (5.1)*].

Hemorrhage

Advise patients that TAFINLAR when administered with trametinib increases the risk of intracranial and gastrointestinal hemorrhage and to contact their healthcare provider to seek immediate medical attention for signs or symptoms of unusual bleeding or hemorrhage [see *Warnings and Precautions (5.3)*].

Cardiomyopathy

Advise patients that TAFINLAR can cause cardiomyopathy and to immediately report any signs or symptoms of heart failure to their healthcare provider [see *Warnings and Precautions (5.4)*].

Uveitis

Advise patients that TAFINLAR can cause uveitis, including iritis and iridocyclitis and to contact their healthcare provider if they experience any changes in their vision [see *Warnings and Precautions (5.5)*].

Serious Febrile Reactions

Advise patients that TAFINLAR can cause pyrexia, including serious febrile reactions. Inform patients that the incidence and severity of pyrexia are increased when TAFINLAR is administered with trametinib. Instruct patients to contact their healthcare provider if they develop a fever while taking TAFINLAR [see *Warnings and Precautions (5.6)*].

Serious Skin Toxicities

Advise patients that TAFINLAR can cause serious skin toxicities and to contact their healthcare provider for progressive or intolerable rash. Advise patients to contact their healthcare provider immediately if they develop signs and symptoms of a severe skin reaction [see *Warnings and Precautions (5.7)*].

Hyperglycemia

Advise patients that TAFINLAR can impair glucose control in diabetic patients resulting in the need for more intensive hypoglycemic treatment and to contact their healthcare provider to report symptoms of severe hyperglycemia [see *Warnings and Precautions (5.8)*].

Glucose-6-phosphate Dehydrogenase (G6PD) Deficiency

Advise patients that TAFINLAR may cause hemolytic anemia in patients with G6PD deficiency. Advise patients with known G6PD deficiency to contact their healthcare provider to report signs or symptoms of anemia or hemolysis [see *Warnings and Precautions (5.9)*].

Embryo-Fetal Toxicity

- Advise pregnant women and females of reproductive potential of the potential risk to a fetus [see *Warnings and Precautions (5.10), Use in Specific Populations (8.1, 8.3)*].
- Advise females to contact their healthcare provider of a known or suspected pregnancy.

- Advise females of reproductive potential to use effective non-hormonal contraception during treatment and for 2 weeks after discontinuation of treatment with TAFINLAR.
- Advise male patients with female partners of reproductive potential to use condoms during treatment with TAFINLAR and for at least 2 weeks after the last dose.

Infertility

Advise males and females of reproductive potential of the potential risk for impaired fertility with TAFINLAR [see *Use in Specific Populations (8.3)*].

Lactation

Advise women not to breastfeed during treatment with TAFINLAR and for 2 weeks after the last dose of TAFINLAR [see *Use in Specific Populations (8.2)*].

Administration

Instruct patients to take TAFINLAR at least 1 hour before or at least 2 hours after a meal [see *Dosage and Administration (2.3)*].

THxID™ is a trademark of bioMérieux.

Oncomine™ Dx Target Test is a trademark of Life Technologies Corporation, a part of Thermo Fisher Scientific Inc.

Distributed by:

Novartis Pharmaceuticals Corporation
East Hanover, New Jersey 07936

© Novartis

MEDICATION GUIDE
TAFINLAR® (TAFF-in-lar)
(dabrafenib)
capsules

Important information: If your healthcare provider prescribes TAFINLAR for you to be taken with trametinib, also read the Patient Information leaflet that comes with trametinib.

What is the most important information I should know about TAFINLAR?

TAFINLAR may cause serious side effects, including:

Risk of new cancers. TAFINLAR, when used alone or with trametinib, may cause skin cancers, called cutaneous squamous cell carcinoma (cuSCC), keratoacanthoma, basal cell carcinoma, or melanoma.

Talk with your healthcare provider about your risk for these cancers.

Check your skin and tell your healthcare provider right away about any skin changes, including a:

- new wart
- skin sore or reddish bump that bleeds or does not heal
- change in size or color of a mole

Your healthcare provider should check your skin before treatment with TAFINLAR, every 2 months during treatment with TAFINLAR, and for up to 6 months after you stop taking TAFINLAR to look for any new skin cancers.

Your healthcare provider should also check for cancers that may not occur on the skin. Tell your healthcare provider about any new symptoms that develop during treatment with TAFINLAR.

See "**What are the possible side effects of TAFINLAR?**" for more information about side effects.

What is TAFINLAR?

TAFINLAR is a prescription medicine used:

- alone or in combination with a medicine called trametinib to treat a type of skin cancer called melanoma:
 - that has spread to other parts of the body or cannot be removed by surgery, **and**
 - that has a certain type of abnormal "BRAF" gene.
- in combination with trametinib, to help prevent melanoma that has a certain type of abnormal "BRAF" gene from coming back after the cancer has been removed by surgery.
- in combination with trametinib to treat a type of lung cancer called non-small cell lung cancer (NSCLC):
 - that has spread to other parts of the body, **and**
 - that has a certain type of abnormal "BRAF" gene.
- in combination with trametinib to treat a type of thyroid cancer called anaplastic thyroid cancer (ATC):
 - that has spread to other parts of the body and you have no satisfactory treatment options **and**
 - that has a certain type of abnormal "BRAF" gene.
- in combination with trametinib to treat solid tumors in adults and children 6 years and older
 - that cannot be removed with surgery or have spread to other parts of the body, and that have gotten worse (progressed) and you have no satisfactory treatment options, **and**
 - that have a certain type of abnormal "BRAF" gene.

TAFINLAR is not for use in treating people with colorectal cancer or wild-type BRAF solid tumors.

Your healthcare provider will perform a test to make sure that TAFINLAR is right for you.

It is not known if TAFINLAR used in combination with trametinib is safe and effective in children younger than 6 years of age.

It is not known if TAFINLAR used alone is safe and effective in children.

Before you take TAFINLAR, tell your healthcare provider about all of your medical conditions, including if you:

- have had bleeding problems
- have heart problems
- have eye problems
- have liver or kidney problems
- have diabetes
- plan to have surgery, dental, or other medical procedures
- have a deficiency of the glucose-6-phosphate dehydrogenase (G6PD) enzyme
- are pregnant or plan to become pregnant. TAFINLAR can harm your unborn baby.

Females who are able to become pregnant:

- Your healthcare provider will do a test to see if you are pregnant before starting treatment with TAFINLAR.
- You should use effective birth control (contraception) during treatment with TAFINLAR and for 2 weeks after your last dose of TAFINLAR.
- Birth control methods that contain hormones (such as birth control pills, injections, or transdermal systems) may not work as well during treatment with TAFINLAR and you could become pregnant. You should use another effective method of birth control during treatment with TAFINLAR.
- Talk to your healthcare provider about birth control methods that may be right for you during this time.
- Tell your healthcare provider right away if you become pregnant or think you might be pregnant during treatment with TAFINLAR.

Males (including those who have had a vasectomy) with a female partner who is able to become pregnant:

- Use condoms during sexual intercourse during treatment with TAFINLAR and for at least 2 weeks after your last dose of TAFINLAR.
- are breastfeeding or plan to breastfeed. It is not known if TAFINLAR passes into your breast milk. Do not breastfeed during treatment and for 2 weeks after your last dose of TAFINLAR. Talk to your healthcare provider about the best way to feed your baby during this time.

Tell your healthcare provider about all the medicines you take, including prescription and over-the-counter medicines, vitamins, and herbal supplements. Know the medicines you take. Keep a list of them to show your healthcare provider and pharmacist when you get a new medicine.

How should I take TAFINLAR?

- Take TAFINLAR exactly as your healthcare provider tells you. Do not change your dose or stop TAFINLAR unless your healthcare provider tells you.
- Your healthcare provider may change your dose of TAFINLAR, temporarily stop, or completely stop your treatment with TAFINLAR if you develop certain side effects.
- Take TAFINLAR 2 times a day, about 12 hours apart.
- Take TAFINLAR at least 1 hour before or 2 hours after a meal.
- Do not open, crush, or break TAFINLAR capsules.
- If you miss a dose of TAFINLAR, take it as soon as you remember. If it is within 6 hours of your next scheduled dose, just take your next dose at your regular time. Do not make up for the missed dose.

What are the possible side effects of TAFINLAR?**TAFINLAR may cause serious side effects, including:**

- **See “What is the most important information I should know about TAFINLAR?”**
- **bleeding problems.** TAFINLAR, when taken with trametinib, can cause serious bleeding problems, especially in your brain or stomach, that can lead to death. Call your healthcare provider and get medical help right away if you have any signs of bleeding, including:
 - headaches, dizziness, or feeling weak
 - cough up blood or blood clots
 - vomit blood or your vomit looks like “coffee grounds”
 - red or black stool that looks like tar
- **heart problems**, including heart failure. Your healthcare provider should check your heart function before and during treatment with TAFINLAR. Call your healthcare provider right away if you have any of the following signs and symptoms of a heart problem:
 - feeling like your heart is pounding or racing
 - shortness of breath
 - swelling of your ankles or feet
 - feeling lightheaded
- **eye problems.** TAFINLAR can cause severe eye problems that can lead to blindness. Call your healthcare provider right away if you get these symptoms of eye problems:
 - blurred vision, loss of vision, or other vision changes
 - see color dots
 - halo (see blurred outline around objects)
 - eye pain, swelling, or redness

- **fever.** Fever is common during treatment with TAFINLAR, but may also be serious. When taking TAFINLAR with trametinib, fever may happen more often or may be more severe. In some cases, chills or shaking chills, too much fluid loss (dehydration), low blood pressure, dizziness, or kidney problems may happen with the fever.

Call your healthcare provider right away if you get a fever during treatment with TAFINLAR.

Your healthcare provider may temporarily or permanently stop your treatment, or change your dose of TAFINLAR with trametinib if you have fevers. Your healthcare provider will treat you as needed for your fever and any signs and symptoms of infection, and should check your kidney function during and after you have had severe fever.

- **serious skin reactions.** Skin rash is a common side effect of TAFINLAR. TAFINLAR can also cause other skin reactions. In some cases, these rashes and other skin reactions can be severe or serious, and may need to be treated in a hospital or lead to death.

Tell your healthcare provider if you get a skin rash or acne that bothers you or worsens.

Tell your healthcare provider right away if you develop any of the following signs or symptoms of a severe skin reaction, including:

- blisters or peeling of your skin
 - mouth sores
 - blisters on your lips, or around your mouth or eyes
 - high fever or flu-like symptoms
 - enlarged lymph nodes
- **increased blood sugar (hyperglycemia).** Some people may develop high blood sugar or worsening diabetes during treatment with TAFINLAR. If you are diabetic, your healthcare provider should check your blood sugar levels closely during treatment with TAFINLAR. Your diabetes medicine may need to be changed. Tell your healthcare provider if you have any of the following symptoms of severe high blood sugar:
 - increased thirst
 - urinating more often than normal, or urinating an increased amount of urine
 - **TAFINLAR may cause healthy red blood cells to break down too early in people with G6PD deficiency.** This may lead to a type of anemia called hemolytic anemia where the body does not have enough healthy red blood cells. Tell your healthcare provider if you have any of the following signs or symptoms:
 - yellow skin (jaundice)
 - weakness or dizziness
 - shortness of breath

The most common side effects of TAFINLAR when taken alone include:

- thickening of the outer layers of the skin
- headache
- fever
- joint aches
- warts
- hair loss
- redness, swelling, peeling, or tenderness of hands or feet

The most common side effects of TAFINLAR when taken with trametinib in people with melanoma that has spread to other parts of the body or cannot be removed by surgery include:

- fever
- rash
- headache
- chills
- joint aches
- cough

The most common side effects of TAFINLAR when taken with trametinib to help prevent melanoma from coming back after the cancer has been removed by surgery include:

- fever
- tiredness
- nausea
- headache
- rash
- chills
- diarrhea
- vomiting
- joint aches
- muscle aches

The most common side effects of TAFINLAR when taken with trametinib in people with NSCLC include:

- fever
- tiredness
- nausea
- vomiting
- diarrhea
- dry skin
- decreased appetite
- rash
- swelling of face, arms, and legs
- chills
- bleeding
- cough
- shortness of breath

The most common side effects of TAFINLAR when taken with trametinib in adults with solid tumors that cannot be removed by surgery or have spread to other parts of the body include:

- fever
- tiredness
- nausea
- rash
- chills
- headache
- bleeding
- cough
- vomiting
- constipation
- diarrhea
- muscle and joint aches
- swelling of your arms and legs

The most common side effects of TAFINLAR when taken with trametinib in children with solid tumors that cannot be removed by surgery or have spread to other parts of the body include:

- fever
- rash
- vomiting
- tiredness
- dry skin
- cough
- diarrhea
- acne
- headache
- stomach-area (abdomen) pain
- nausea
- bleeding
- constipation
- skin infection around fingernails or toenails

TAFINLAR may cause fertility problems in females. This could affect your ability to become pregnant. Talk to your healthcare provider if this is a concern for you.

TAFINLAR may cause lower sperm counts in males. This could affect the ability to father a child. Talk to your healthcare provider if this is a concern for you.

These are not all of the possible side effects of TAFINLAR.

Call your doctor for medical advice about side effects. You may report side effects to FDA at 1-800-FDA-1088.

You may also report side effects to Novartis Pharmaceuticals Corporation at 1-888-669-6682.

How should I store TAFINLAR?

- Store TAFINLAR at room temperature between 68°F to 77°F (20°C to 25°C). Keep TAFINLAR and the drying agent (desiccant) in the original bottle to protect from moisture.

Keep TAFINLAR and all medicine out of the reach of children.

General information about the safe and effective use of TAFINLAR

Medicines are sometimes prescribed for purposes other than those listed in a Medication Guide. Do not use TAFINLAR for a condition for which it was not prescribed. Do not give TAFINLAR to other people, even if they have the same symptoms that you have. It may harm them. You can ask your healthcare provider or pharmacist for information about TAFINLAR that is written for health professionals.

What are the ingredients in TAFINLAR?

Active ingredient: dabrafenib

Inactive ingredients: colloidal silicon dioxide, magnesium stearate, microcrystalline cellulose

Capsule shells: hypromellose, red iron oxide (E172), titanium dioxide (E171).

Distributed by: Novartis Pharmaceuticals Corporation, East Hanover, New Jersey 07936

© Novartis

For more information, go to www.TAFINLAR.com or call 1-888-669-6682.