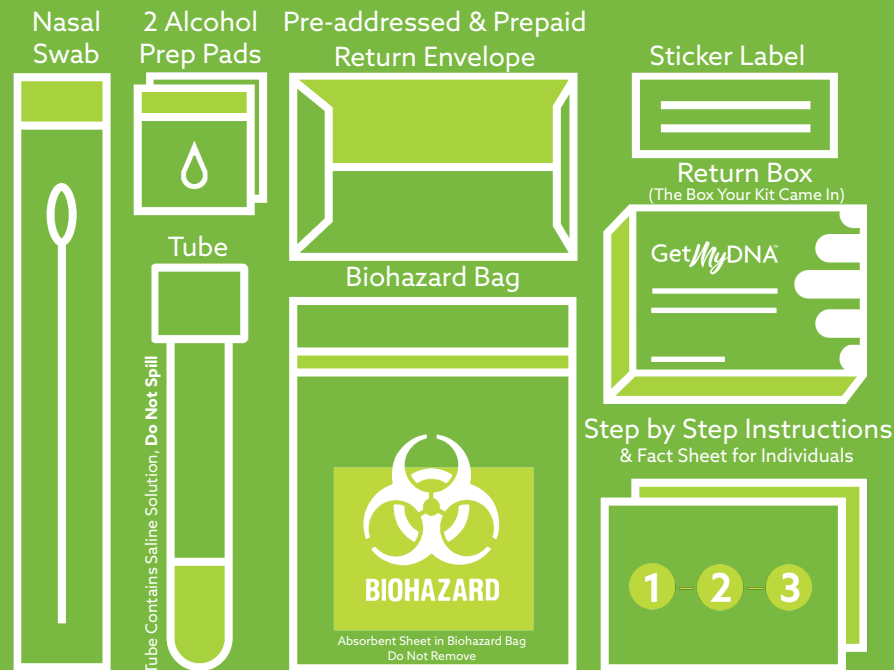


# What's in this kit

Inside of the GetMyDNA COVID-19 Test Home Collection Kit you should expect the following items:



Items required but not included: Pen & Computer, Tablet, or Smartphone.



## The Lab can only process your sample if:

- Your tube is labeled with your name, date of birth, and collection date.
- Your sample is received to our lab within 4 days of the collection date.
- Your sample is properly packaged, and the specimen is uncompromised\*.

\*A compromised specimen can include:

The saline in your tube is spilled.

The tip of your swab has touched any surface other than the inside of your nostrils.

# Sample Collection Instructions

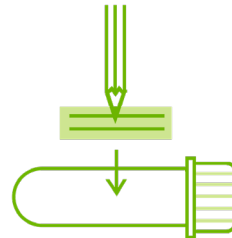
1



## Register Your Kit & Follow Instructional Video

Use the QR code above to begin registering your kit on our website or go to [getmydna.com/register](https://getmydna.com/register). For the best results, watch our instructional video at [getmydna.com/covid-instructions](https://getmydna.com/covid-instructions) before you start.

2



## Fill Out Sticker Label & Place on Tube

Your kit comes with a blank label sticker, fill out the sticker with your name, date of birth and the date of collection, **in pen only**, and place the sticker label vertically on the tube. Your information must be legible, and match what you used to register your kit. **Do not write directly on the tube.**

3

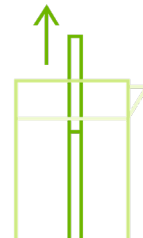


## Prepare to Collect

Before collection, make sure to blow your nose, sanitize your collection area, and thoroughly wash your hands for a minimum of 20 seconds with soap and warm water.

**Do not** use your alcohol prep pads to sanitize the collection area, these are needed later on in the collection process.

4



## Remove Swab from Sleeve

Peel open the sleeve and carefully remove the swab. Make sure **not to let the tip of the swab touch anything besides the inside of your nose**. Doing so will compromise the specimen leading to a potential false result or no result.

5



## Insert Swab and Rotate 3 Times

Gently insert the swab into one nostril no more than 1.5cm (0.75 in). Rotate the swab 3 times with slight pressure.

Repeat this step on the other nostril with the same swab.

6



## Place Swab in Tube & Break on Perforated Line

Place your swab, tip down, into the tube. Break the swab on the perforated line and securely close your tube.

Make sure **not to spill your saline liquid** as doing so can lead to a potential false result or no result.

7

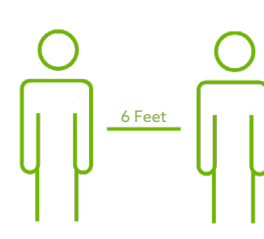


## Place Tube in Biohazard Bag & Securely Close Bag

Place your tube into the biohazard bag, in the same sealed pouch as the absorbent pad, and securely close the bag.

**Do not remove the absorbent pad from the biohazard bag.**

8



## Maintain Distance While Awaiting Your Results

Be sure to maintain a **minimum of 6ft distance** between yourself and others while awaiting your test results.

Return Shipping & Receiving Results on Back →

## Shipping Return Instructions

1



### Wash Your Hands

Thoroughly wash hands for a minimum of 20 seconds with **soap and warm water** prior to preparing your return shipment.

2



### Place Biohazard Bag

#### in Original Box for Return

Place your sealed biohazard bag containing your completed sample in the **original box you received your kit in** for return.

3



### Place Box in Return Envelope & Disinfect

Place your closed box in the pre-addressed, prepaid FedEx envelope and use the two alcohol prep pads to disinfect the outside of the mailer, avoiding the return label.

4



### Take to FedEx Drop Box

Take your kit to your nearest FedEx box. To find a FedEx location near you go to [fedex.com/locate](https://fedex.com/locate)

**Reminder: Drop off your sample on the same day you collect before the last pickup at that location.**

## Receiving Your Results

- 1 Once our CLIA certified laboratory receives your sample, your results will be available within 24-48 hours, assuming it passes all quality checks. If there is any issue, you will be contacted directly.
- 2 A board-certified physician will review and release your results.
- 3 If your results return negative, you will receive an email from GetMyDNA with your results. If your results return positive or invalid/inconclusive you will receive a call from a health care professional with your results.

•This product has not been FDA cleared or approved, but has been authorized for emergency use by FDA under an EUA.

•This product has been authorized only for the home collection and maintenance of anterior nasal swab specimens as an aid in detection of nucleic acid from SARS-CoV-2, not for any other viruses or pathogens.

•The emergency use of this product is only authorized for the duration of the declaration that circumstances exist justifying the authorization of emergency use of medical devices under Section 564(b)(1) of the Federal Food, Drug, and Cosmetic Act, 21 U.S.C. § 360bbb-3(b)(1), unless the declaration is terminated or authorization is revoked sooner.

**Questions? Check our FAQ at <https://getmydna.com/faq> or contact us directly at:**

[getmydna.com/contact-us](https://getmydna.com/contact-us)  
[customercare@getmydna.com](mailto:customercare@getmydna.com)  
859-287-4040

# GetMyDNA™

## COVID-19 Test Home Collection Kit



Collect Sample



Ship to Lab




Get Results

Anterior Nasal Swab

[IVD] in vitro diagnostic medical device.  
For Use Under Emergency Use Authorization (EUA) Only.  
For use by people 18 years of age or older.

# Before You Collect!

Scan the QR code above or go to **[getmydna.com/register](https://getmydna.com/register)** to register your kit. Your kit must be registered before you begin the collection process!



Your kit includes a step-by-step instruction trifold. Before you begin collection thoroughly read through the instruction trifold and watch the instruction video at **[getmydna.com/covid-instructions](https://getmydna.com/covid-instructions)**



Your sample should be shipped the **same day** that you collect it.

Make sure you can get to your drop box before the last pickup time on the same day you collect your sample. Visit **[fedex.com/locate](https://fedex.com/locate)** to view drop box locations and pick up schedules.

GetMyDNA™



Get*My*DNA™

Take control of your health.

• This product has not been FDA cleared or approved, but has been authorized for emergency use by FDA under an EUA.  
• This product has been authorized only for the home collection and maintenance of anterior nasal swab specimens as an aid in detection of nucleic acid from SARS-CoV-2, not for any other viruses or pathogens.  
• The emergency use of this product is only authorized for the duration of the declaration that circumstances exist justifying the authorization of emergency use of medical devices under Section 564(b)(1) of the Federal Food, Drug, and Cosmetic Act, 21 U.S.C. § 360bbb-3(b)(1), unless the declaration is terminated or authorization is revoked sooner.