

HIGHLIGHTS OF PRESCRIBING INFORMATION

These highlights do not include all the information needed to use OMVOH safely and effectively. See full prescribing information for OMVOH.

OMVOH (mirikizumab-mrkz) injection, for intravenous or subcutaneous use

Initial U.S. Approval: 2023

INDICATIONS AND USAGE

OMVOH™ is an interleukin-23 antagonist indicated for the treatment of moderately to severely active ulcerative colitis in adults (1)

DOSAGE AND ADMINISTRATION

Prior to Treatment Initiation

- Evaluate patients for tuberculosis (TB) infection. (2.1, 5.3)
- Obtain liver enzymes and bilirubin levels. (2.1, 5.4)
- Complete all age-appropriate vaccinations according to current immunization guidelines. (2.1, 5.5)

Recommended Dosage

- The recommended induction dosage is 300 mg administered by intravenous infusion over at least 30 minutes at Weeks 0, 4, and 8. (2.2)
- The recommended maintenance dosage is 200 mg administered by subcutaneous injection (given as two consecutive injections of 100 mg each) at Week 12, and every 4 weeks thereafter. (2.2)

Preparation and Administration

- See the full prescribing information for preparation, administration and storage information for intravenous infusion and subcutaneous injection. (2.3, 2.4)

DOSAGE FORMS AND STRENGTHS

Intravenous Infusion (3)

- Injection: 300 mg/15 mL (20 mg/mL) solution in a single-dose vial

Subcutaneous Injection (3):

- Injection: 100 mg/mL solution in a single-dose prefilled pen

CONTRAINDICATIONS

History of serious hypersensitivity reaction to mirikizumab-mrkz or any of the excipients. (4, 5.1).

WARNINGS AND PRECAUTIONS

- **Hypersensitivity Reactions:** Serious hypersensitivity reactions, including anaphylaxis and infusion-related reactions, have been reported. If a severe hypersensitivity reaction occurs, discontinue and initiate appropriate treatment. (5.1)
- **Infections:** OMVOH may increase the risk of infection. Do not initiate treatment with OMVOH in patients with a clinically important active infection until the infection resolves or is adequately treated. If a serious infection develops, do not administer OMVOH until the infection resolves. (5.2)
- **Tuberculosis:** Do not administer OMVOH to patients with active TB infection. Monitor patients receiving OMVOH for signs and symptoms of active TB during and after treatment. (5.3)
- **Hepatotoxicity:** Drug-induced liver injury has been reported. Monitor liver enzymes and bilirubin levels at baseline and for at least 24 weeks of treatment and thereafter according to routine patient management. Interrupt treatment if drug-induced liver injury is suspected, until this diagnosis is excluded. (5.4)
- **Immunizations:** Avoid use of live vaccines. (5.5)

ADVERSE REACTIONS

Most common adverse reactions (≥2%) are:

- **Induction:** upper respiratory tract infections and arthralgia. (6.1)
- **Maintenance:** upper respiratory tract infections, injection site reactions, arthralgia, rash, headache, and herpes viral infection. (6.1)

To report SUSPECTED ADVERSE REACTIONS, contact Eli Lilly and Company at 1-800-LillyRx (1-800-545-5979) or FDA at 1-800-FDA-1088 or www.fda.gov/medwatch.

See 17 for PATIENT COUNSELING INFORMATION and FDA-approved Medication Guide.

Revised: 10/2023

FULL PRESCRIBING INFORMATION: CONTENTS*

1 INDICATIONS AND USAGE

2 DOSAGE AND ADMINISTRATION

- 2.1 Recommended Evaluations and Immunizations Prior to Treatment Initiation
- 2.2 Recommended Dosage
- 2.3 Preparation and Administration of OMVOH for Intravenous Infusion
- 2.4 Preparation and Administration of OMVOH for Subcutaneous Injection

3 DOSAGE FORMS AND STRENGTHS

4 CONTRAINDICATIONS

5 WARNINGS AND PRECAUTIONS

- 5.1 Hypersensitivity Reactions
- 5.2 Infections
- 5.3 Tuberculosis
- 5.4 Hepatotoxicity
- 5.5 Immunizations

6 ADVERSE REACTIONS

- 6.1 Clinical Trials Experience

8 USE IN SPECIFIC POPULATIONS

- 8.1 Pregnancy
- 8.2 Lactation
- 8.4 Pediatric Use
- 8.5 Geriatric Use

11 DESCRIPTION

12 CLINICAL PHARMACOLOGY

- 12.1 Mechanism of Action
- 12.2 Pharmacodynamics
- 12.3 Pharmacokinetics
- 12.6 Immunogenicity

13 NONCLINICAL TOXICOLOGY

- 13.1 Carcinogenesis, Mutagenesis, Impairment of Fertility

14 CLINICAL STUDIES

16 HOW SUPPLIED/STORAGE AND HANDLING

17 PATIENT COUNSELING INFORMATION

* Sections or subsections omitted from the full prescribing information are not listed.

FULL PRESCRIBING INFORMATION

1 INDICATIONS AND USAGE

OMVOH is indicated for the treatment of moderately to severely active ulcerative colitis in adults.

2 DOSAGE AND ADMINISTRATION

2.1 Recommended Evaluations and Immunizations Prior to Treatment Initiation

- Evaluate patients for tuberculosis (TB) infection prior to initiating treatment with OMVOH [see *Warnings and Precautions* (5.3)].
- Obtain liver enzymes and bilirubin levels prior to initiating treatment with OMVOH [see *Warnings and Precautions* (5.4)].
- Complete all age-appropriate vaccinations according to current immunization guidelines [see *Warnings and Precautions* (5.5)].

2.2 Recommended Dosage

Induction Dosage

The recommended induction dosage of OMVOH is 300 mg administered by intravenous infusion over at least 30 minutes at Week 0, Week 4, and Week 8 [see *Dosage and Administration* (2.3)].

Maintenance Dosage

The recommended maintenance dosage of OMVOH is 200 mg administered by subcutaneous injection (given as two consecutive injections of 100 mg each) at Week 12, and every 4 weeks thereafter [see *Dosage and Administration* (2.4)].

2.3 Preparation and Administration of OMVOH for Intravenous Infusion

1. OMVOH for intravenous use is intended for administration by a healthcare provider using aseptic technique. Each vial is for single use only.
2. Parenteral drug products should be inspected visually for particulate matter and discoloration prior to administration, whenever solution and container permit. The solution should be a clear to opalescent, colorless to slightly yellow to slightly brown solution, and free of visible particles. Do not use OMVOH if it is cloudy or there are visible particles.
3. Using an 18 to 21 gauge needle withdraw 15 mL of OMVOH solution from the vial and transfer to an infusion bag ranging in size from 50 mL to 250 mL of 0.9% Sodium Chloride Injection or 5% Dextrose Injection. Do not mix with other drugs. Do not dilute or infuse through the same intravenous line with solutions other than 0.9% Sodium Chloride or 5% Dextrose Injection.
4. Gently invert the infusion bag to mix the contents. Do not shake the prepared infusion bag.
5. Connect the intravenous administration set (infusion line) to the prepared infusion bag and prime the line.
6. Administer the infusion over at least 30 minutes.
7. At the end of the infusion, flush the line with 0.9% Sodium Chloride Injection or 5% Dextrose Injection.
 - Administer the flush at the same infusion rate as used for OMVOH administration.
 - The time required to flush OMVOH solution from the infusion line is in addition to the minimum 30-minute infusion time.

Storage of Diluted Solution

- Start the infusion immediately after preparation. If not used immediately, store the diluted infusion solution in the refrigerator at 2°C to 8°C (36°F to 46°F). Use the diluted infusion solution within 48 total hours, of which not more than 5 hours are permitted at non-refrigerated temperatures not to exceed 25°C (77°F), starting from the time of vial puncture.
- Keep drug product away from direct heat or light. Do not freeze the diluted solution in the prepared infusion bag.

2.4 Preparation and Administration of OMVOH for Subcutaneous Injection

- A full maintenance dose will require 2 prefilled pens.
- OMVOH is intended for use under the guidance and supervision of a healthcare professional. Patients may self-inject OMVOH after training in subcutaneous injection technique. Provide proper training to patients and/or

caregivers on the subcutaneous injection technique of OMVOH according to the “Instructions for Use”, included with the packaged product.

- Before injection, remove OMVOH prefilled pen from the refrigerator and leave at room temperature for 30 minutes. Do not shake the prefilled pens.
- Parenteral drug products should be inspected visually for particulate matter and discoloration prior to administration, whenever solution and container permit. The solution should be a clear to opalescent, colorless to slightly yellow to slightly brown solution, and free of visible particles. Do not use OMVOH if it is cloudy or there are visible particles.
- Sites for injection include the abdomen, thigh, and back of the upper arm. Instruct patients to inject in a different location every time. For example, if the first injection was in the abdomen, administer the second injection (to complete a full dose) in another area of the abdomen, or upper arm, or thigh.
- Do not inject into areas where the skin is tender, bruised, erythematous, or indurated.
- OMVOH does not contain preservatives; therefore, discard any unused product. Do not reuse.
- If a dose is missed, administer the dose as soon as possible. Thereafter, resume dosing every 4 weeks.

3 DOSAGE FORMS AND STRENGTHS

OMVOH is a clear to opalescent, colorless to slightly yellow to slightly brown solution available as:

- Intravenous Infusion:
Injection: 300 mg/15 mL (20 mg/mL) solution in a single-dose vial
- Subcutaneous Use:
Injection: 100 mg/mL solution in a single-dose prefilled pen

4 CONTRAINDICATIONS

OMVOH is contraindicated in patients with a history of serious hypersensitivity reaction to mirikizumab-mrkz or any of the excipients [see *Warnings and Precautions (5.1)*].

5 WARNINGS AND PRECAUTIONS

5.1 Hypersensitivity Reactions

Serious hypersensitivity reactions, including anaphylaxis during intravenous infusion, have been reported with OMVOH administration. Infusion-related hypersensitivity reactions, including mucocutaneous erythema and pruritis, were reported during induction [see *Adverse Reactions (6.1)*]. If a severe hypersensitivity reaction occurs, discontinue OMVOH immediately and initiate appropriate treatment.

5.2 Infections

OMVOH may increase the risk of infection [see *Adverse Reactions (6.1)*].

Do not initiate treatment with OMVOH in patients with a clinically important active infection until the infection resolves or is adequately treated.

In patients with a chronic infection or a history of recurrent infection, consider the risks and benefits prior to prescribing OMVOH. Instruct patients to seek medical advice if signs or symptoms of clinically important acute or chronic infection occur. If a serious infection develops or an infection is not responding to standard therapy, monitor the patient closely and do not administer OMVOH until the infection resolves.

5.3 Tuberculosis

Evaluate patients for tuberculosis (TB) infection prior to initiating treatment with OMVOH.

Do not administer OMVOH to patients with active TB infection. Initiate treatment of latent TB prior to administering OMVOH. Consider anti-TB therapy prior to initiation of OMVOH in patients with a past history of latent or active TB in whom an adequate course of treatment cannot be confirmed. Monitor patients for signs and symptoms of active TB during and after OMVOH treatment.

In clinical trials, subjects were excluded if they had evidence of active TB, a past history of active TB, or were diagnosed with latent TB at screening.

5.4 Hepatotoxicity

A case of drug-induced liver injury (alanine aminotransferase [ALT] 18x the upper limit of normal (ULN), aspartate aminotransferase [AST] 10x ULN, and total bilirubin 2.4x ULN) in conjunction with pruritis was reported in a clinical trial subject following a longer than recommended induction regimen. OMVOH was discontinued. Liver test abnormalities eventually returned to baseline.

Evaluate liver enzymes and bilirubin at baseline and for at least 24 weeks of treatment. Monitor thereafter according to routine patient management.

Consider other treatment options in patients with evidence of liver cirrhosis. Prompt investigation of the cause of liver enzyme elevation is recommended to identify potential cases of drug-induced liver injury. Interrupt treatment if drug-induced liver injury is suspected, until this diagnosis is excluded. Instruct patients to seek immediate medical attention if they experience symptoms suggestive of hepatic dysfunction.

5.5 Immunizations

Avoid use of live vaccines in patients treated with OMVOH. Medications that interact with the immune system may increase the risk of infection following administration of live vaccines. Prior to initiating therapy with OMVOH, complete all age-appropriate vaccinations according to current immunization guidelines. No data are available on the response to live or non-live vaccines in patients treated with OMVOH.

6 ADVERSE REACTIONS

The following topics are also discussed in detail in the Warnings and Precautions section:

- Hypersensitivity Reactions [see *Warnings and Precautions (5.1)*]
- Infections [see *Warnings and Precautions (5.2)*]
- Tuberculosis [see *Warnings and Precautions (5.3)*]
- Hepatotoxicity [see *Warnings and Precautions (5.4)*]

6.1 Clinical Trials Experience

Because clinical trials are conducted under widely varying conditions, adverse reaction rates observed in the clinical trials of a drug cannot be directly compared to rates in the clinical trials of another drug and may not reflect the rates observed in practice.

OMVOH was studied up to 12 weeks in subjects with moderately to severely active ulcerative colitis in a randomized, double-blind, placebo-controlled induction study (UC-1). In subjects who responded to induction therapy in UC-1, long term safety up to 52 weeks was evaluated in a randomized, double-blind, placebo-controlled maintenance study (UC-2) and a long-term extension study [see *Clinical Studies (14)*].

In the induction study (UC-1), 1279 subjects were enrolled of whom 958 received OMVOH 300 mg administered as an intravenous infusion at Weeks 0, 4, and 8. In the maintenance study (UC-2), 581 subjects were enrolled of whom 389 received OMVOH 200 mg administered as a subcutaneous injection every 4 weeks.

Table 1 summarizes the adverse reactions reported in at least 2% of subjects and at a higher frequency than placebo during UC-1.

Table 1: Adverse Reactions^a in Subjects with Ulcerative Colitis through Week 12 in a Placebo-Controlled Induction Study (UC-1)

Adverse Reactions	OMVOH 300 mg Intravenous Infusion ^b N=958 n (%)	Placebo N=321 n (%)
Upper respiratory tract infections ^c	72 (8%)	20 (6%)
Arthralgia	20 (2%)	4 (1%)

^a Reported in at least 2% of subjects and at a higher frequency than placebo.

^b OMVOH 300 mg as an intravenous infusion at Weeks 0, 4, and 8.

^c Upper respiratory tract infections includes related terms (e.g., COVID-19, nasopharyngitis, pharyngitis, rhinitis, sinusitis, and upper respiratory tract infection).

In the induction study (UC-1), infusion-related hypersensitivity reactions were reported by 4 (0.4%) subjects treated with OMVOH and 1 (0.3%) subject treated with placebo.

Table 2 summarizes the adverse reactions reported in at least 2% of subjects and at a higher frequency than placebo during the 40-week controlled period of UC-2.

Table 2: Adverse Reactions^a in Subjects with Ulcerative Colitis through Week 40 In a Placebo-Controlled Maintenance Study (UC-2)

Adverse Reactions	OMVOH 200 mg Subcutaneous Injection^b N=389 n (%)	Placebo N=192 n (%)
Upper respiratory tract infections ^c	53 (14%)	23 (12%)
Injection site reactions ^d	34 (9%)	8 (4%)
Arthralgia	26 (7%)	8 (4%)
Rash ^e	16 (4%)	2 (1%)
Headache	16 (4%)	2 (1%)
Herpes viral infection ^f	9 (2%)	1 (1%)

^a Reported in at least 2% of subjects and at a higher frequency than placebo

^b OMVOH 200 mg as a subcutaneous injection at Week 12 and every 4 weeks thereafter for up to an additional 40 weeks.

^c Upper respiratory tract infections includes related terms (e.g., COVID-19, nasopharyngitis, pharyngitis, rhinitis, sinusitis, and upper respiratory tract infection).

^d Injection site reactions includes related terms (e.g., erythema, hypersensitivity, pain, reaction, and urticaria at the injection site).

^e Rash is composed of several similar terms.

^f Herpes viral infection includes related terms (e.g., herpes zoster, herpes simplex, and oral herpes).

Infections

In UC-1 through Week 12, infections were reported by 145 (15%) subjects treated with OMVOH 300 mg and 45 (14%) subjects treated with placebo. Serious infections were reported by less than 1% in both groups. Serious infections in the OMVOH group included intestinal sepsis, listeria sepsis, and pneumonia.

In the maintenance study (UC-2) through Week 40 (a total of 52 weeks of treatment), infections were reported by 93 (24%) subjects treated with OMVOH 200 mg and 44 (23%) subjects treated with placebo. A case of COVID-19 pneumonia was reported as a serious infection in the OMVOH group.

Hepatic Enzyme Elevations

In UC-1 through Week 12, alanine aminotransferase (ALT) $\geq 5X$ ULN was reported by 1 (0.1%) subject treated with OMVOH 300 mg and 1 (0.3%) subject treated with placebo. Aspartate aminotransferase (AST) $\geq 5X$ ULN was reported by 2 (0.2%) subjects treated with OMVOH 300 mg and no subject treated with placebo. These elevations have been noted with and without concomitant elevations in total bilirubin.

In UC-2 through Week 40 (a total of 52 weeks of treatment), 3 (0.8%) subjects treated with OMVOH 200 mg reported ALT $\geq 5X$ ULN and 3 (0.8%) subjects reported AST $\geq 5X$ ULN; with or without concomitant elevations in total bilirubin. No subjects treated with placebo experienced similar elevations [see *Warnings and Precautions (5.4)*].

8 USE IN SPECIFIC POPULATIONS

8.1 Pregnancy

Pregnancy Exposure Registry

There will be a pregnancy exposure registry that monitors pregnancy outcomes in women exposed to OMVOH during pregnancy. Pregnant women exposed to OMVOH and healthcare providers are encouraged to call Eli Lilly and Company at 1-800-Lilly-Rx (1-800-545-5979).

Risk Summary

Available data from case reports of mirikizumab-mrkz use in pregnant women are insufficient to evaluate for a drug-associated risk of major birth defects, miscarriage, or other adverse maternal or fetal outcomes. Although there are no data on mirikizumab-mrkz, monoclonal antibodies can be actively transported across the placenta, and mirikizumab-mrkz may cause immunosuppression in the in utero-exposed infant. An enhanced pre- and post-natal development study conducted in pregnant monkeys at a dose 69 times the maximum recommended human dose (MRHD) revealed no adverse developmental effects to the developing fetus, or harm to infant monkeys from birth through 6 months of age. There are risks of adverse pregnancy outcomes associated with increased disease activity in women with inflammatory bowel disease (*see Clinical Considerations*).

The background risk of major birth defects and miscarriage for the indicated population is unknown. All pregnancies have a background risk of birth defects, loss, or other adverse outcomes. In the U.S. general population, the estimated background risk of major birth defects and miscarriage in clinically recognized pregnancies is 2% to 4% and 15% to 20%, respectively.

Clinical Considerations

Disease-Associated Maternal and Embryo/Fetal Risk

Published data suggest that the risk of adverse pregnancy outcomes in women with inflammatory bowel disease (IBD) is associated with increased disease activity. Adverse pregnancy outcomes include preterm delivery (before 37 weeks gestation), low birth weight (less than 2500 g) infants, and small for gestational age at birth.

Fetal/Neonatal Adverse Reactions

Transport of endogenous IgG antibodies across the placenta increases as pregnancy progresses, and peaks during the third trimester. Because mirikizumab-mrkz may interfere with immune response to infections, risks and benefits should be considered prior to administering live vaccines to infants exposed to OMVOH in utero. There are no data regarding infant serum levels of mirikizumab-mrkz at birth and the duration of persistence of mirikizumab-mrkz in infant serum after birth. Although a specific timeframe to delay live virus immunizations in infants exposed in utero is unknown, a minimum of 2 months after birth should be considered because of the half-life of the product.

Data

Animal Data

An enhanced pre- and postnatal development study was conducted in cynomolgus monkeys administered mirikizumab-mrkz by intravenous injection during organogenesis to parturition at a dose of 300 mg/kg twice weekly (69 times the MRHD based on exposure comparisons). Mirikizumab-mrkz crossed the placenta in monkeys. No maternal toxicity was noted in this study. No mirikizumab-mrkz-related effects on morphological, functional or immunological development were observed in infant monkeys from birth through 6 months of age. However, incidences of embryo/fetal loss were higher in the treated groups compared to control (6.7% [1 of 15] in controls vs 26.7% [4 of 15] at 300 mg/kg (69 times the MRHD, based on exposure comparisons) but were within the range of historical control data. Following delivery, most adult female cynomolgus monkeys and all infants from the mirikizumab-mrkz-treated group had measurable serum concentrations up to 28 days postpartum. In the infant monkeys, mean serum concentrations were approximately 4.8 times the respective mean maternal concentrations.

8.2 Lactation

Risk Summary

There are no data on the presence of mirikizumab-mrkz in human milk, the effects on the breastfed infant, or the effects on milk production. Endogenous maternal IgG and monoclonal antibodies are transferred in human milk. The effects of local gastrointestinal exposure and limited systemic exposure in the breastfed infant to mirikizumab-mrkz are unknown. The developmental and health benefits of breastfeeding should be considered along with the mother's clinical need for OMVOH and any potential adverse effects on the breastfed infant from OMVOH or from the underlying maternal condition.

8.4 Pediatric Use

The safety and effectiveness of OMVOH have not been established in pediatric patients.

8.5 Geriatric Use

Of the 795 OMVOH-treated subjects in the two clinical trials, 64 subjects (8%) were 65 years of age and older, while 10 subjects (1%) were 75 years of age and older. These clinical studies did not include sufficient numbers of subjects aged 65 and over to determine whether they respond differently from younger adult subjects. Other reported clinical experience has not identified differences in responses between the elderly and younger subjects. No clinically meaningful differences in the pharmacokinetics of mirikizumab-mrkz were observed in subjects 65 years of age and older compared to younger adult subjects [see *Clinical Pharmacology* (12.3)].

11 DESCRIPTION

Mirikizumab-mrkz is a humanized immunoglobulin G4 (IgG4) variant monoclonal antibody that is directed against the p19 subunit of IL-23 and does not bind IL-12. Mirikizumab-mrkz is produced in Chinese Hamster Ovary (CHO) cells by recombinant DNA technology and it is composed of two identical light chain polypeptides and two identical heavy chain polypeptides with an overall molecular weight of approximately 147 kDa.

OMVOH for Intravenous Infusion

OMVOH (mirikizumab-mrkz) injection is a sterile, preservative-free, clear to opalescent, colorless to slightly yellow to slightly brown solution in a single-dose vial for intravenous infusion after dilution. Each mL contains 20 mg of mirikizumab-mrkz, anhydrous citric acid (0.4 mg), polysorbate 80 (0.5 mg), sodium chloride (8.8 mg), sodium citrate (2.1 mg), and Water for Injection. The OMVOH solution has a pH range of 5.0 - 6.0.

OMVOH for Subcutaneous Injection

OMVOH (mirikizumab-mrkz) injection is a sterile, preservative free, clear to opalescent, colorless to slightly yellow to slightly brown solution for subcutaneous use available as 100 mg of mirikizumab-mrkz in a 1 mL single-dose prefilled pen. The prefilled pen contains a 1 mL glass syringe with a fixed 27-gauge ½ inch needle. The OMVOH 100 mg prefilled pen is manufactured to deliver 100 mg of mirikizumab-mrkz. Each mL is composed of mirikizumab-mrkz (100 mg), anhydrous citric acid (0.4 mg), polysorbate 80 (0.3 mg), sodium chloride (8.8 mg), sodium citrate (2.1 mg), and Water for Injection. The OMVOH solution has a pH range of 5.0 to 6.0.

12 CLINICAL PHARMACOLOGY

12.1 Mechanism of Action

Mirikizumab-mrkz is a humanized IgG4 monoclonal antibody that selectively binds to the p19 subunit of human IL-23 cytokine and inhibits its interaction with the IL-23 receptor.

IL-23 is involved in mucosal inflammation and affects the differentiation, expansion, and survival of T cell subsets, and innate immune cell subsets, which represent sources of pro-inflammatory cytokines. Research in animal models has shown that pharmacologic inhibition of IL-23p19 can ameliorate intestinal inflammation.

Mirikizumab-mrkz inhibits the release of pro-inflammatory cytokines and chemokines.

12.2 Pharmacodynamics

In both study UC-1 (induction) and study UC-2 (maintenance), a positive relationship was observed between mirikizumab-mrkz average concentration and rates of clinical remission and clinical response [see *Clinical Studies* (14)].

12.3 Pharmacokinetics

Mirikizumab-mrkz exhibited linear pharmacokinetics with dose-proportional increase in exposure over a dose range of 60 to 2400 mg given as an intravenous injection or over a dose range of 200 to 400 mg given as a subcutaneous injection, in healthy volunteers. There was no apparent accumulation of mirikizumab-mrkz concentrations in serum over time when administered as a subcutaneous injection every 4 weeks to subjects with ulcerative colitis. The estimated exposure parameters of mirikizumab-mrkz at steady state are summarized in Table 3.

Table 3: Mirikizumab-mrkz Estimated Systemic Exposure at Steady State in Subjects with Ulcerative Colitis

	OMVOH 300 mg Intravenous Infusion^a Geometric mean (CV%)	OMVOH 200 mg Subcutaneous Injection^b Geometric mean (CV%)
$C_{max, ss}$ ($\mu\text{g/mL}$) ^c	99.7 (22.7%)	10.1 (52.1%)
$AUC_{tau, ss}$ ($\mu\text{g}^*\text{day/mL}$) ^c	538 (34.4%)	160 (57.6%)
$C_{trough, ss}$ ($\mu\text{g/mL}$) ^c	2.75 (101%)	1.70 (83.3%)

^a OMVOH 300 mg as an intravenous infusion over at least 30 minutes at Weeks 0, 4, and 8.

^b OMVOH 200 mg as a subcutaneous injection at Week 12 and every 4 weeks thereafter for up to an additional 40 weeks.

^c $AUC_{tau, ss}$ = area under the concentration-versus-time curve over one dosing interval at steady state; $C_{max, ss}$ = maximum concentration at steady state; $C_{trough, ss}$ = concentration at the end of the dosing interval at steady state; CV = geometric coefficient of variation.

Absorption

Following subcutaneous dosing of OMVOH, median (range) T_{max} was 5 (3.08 to 6.75) days post dose and geometric mean (CV%) absolute bioavailability was 44% (34%).

Injection site location (abdomen, upper arm, or thigh) did not significantly influence bioavailability of mirikizumab-mrkz following subcutaneous injection.

Distribution

The geometric mean (CV%) total volume of distribution in subjects with ulcerative colitis was 4.83 L (21%).

Metabolism/Elimination

Mirikizumab-mrkz is a humanized IgG4 monoclonal antibody and is expected to be degraded into small peptides and amino acids via catabolic pathways in the same manner as endogenous IgG.

Geometric mean (CV%) clearance was 0.0229 L/hours (34%) and the geometric mean (CV%) elimination half-life was 9.3 days (40%) in subjects with ulcerative colitis. Clearance is independent of dose.

Specific Populations

There were no clinically significant differences in the pharmacokinetics of mirikizumab-mrkz based on age (18 to 79 years), sex, race (White or Asian), or mild and moderate renal impairment (i.e., estimated creatinine clearance by Cockcroft-Gault equation: 30 to 89 mL/min).

Body Weight

Following intravenous administration of 300 mg, the recommended induction dose, in subjects with ulcerative colitis weighing 90 kg or greater, the estimated geometric mean mirikizumab-mrkz average concentration (C_{avg}) was 20% lower compared with subjects weighing less than 90 kg. Following subcutaneous administration of 200 mg, the recommended maintenance dose, in subjects with ulcerative colitis weighing 90 kg or greater, the estimated geometric mean C_{avg} was 38% lower compared with subjects weighing less than 90 kg. In Study UC-2 (maintenance), the rate of clinical remission and clinical response did not differ significantly between subjects weighing 90 kg or greater and subjects weighing less than 90 kg.

Drug Interaction Studies

Population pharmacokinetic analyses indicated that the clearance of OMVOH was not impacted by concomitant administration of aminosalicylates, corticosteroids, or oral immunomodulators (6-MP, AZA, MTX, tioguanine) in subjects with ulcerative colitis.

No drug-drug interaction studies were conducted in subjects with ulcerative colitis at the recommended dosage. Based on a clinical drug-drug interaction study conducted in subjects with another condition, multiple subcutaneous doses of 250 mg every 4 weeks of mirikizumab-mrkz (a dosage 1.25-times higher than the recommended maintenance dosage) did not result in changes in the exposure of midazolam (CYP3A substrate), warfarin (CYP2C9 substrate), dextromethorphan (CYP2D6 substrate), omeprazole (CYP2C19 substrate), or caffeine (CYP1A2 substrate).

12.6 Immunogenicity

The observed incidence of anti-drug antibodies is highly dependent on the sensitivity and specificity of the assay. Differences in assay methods preclude meaningful comparisons of the incidence of anti-drug antibodies in the studies described below with the incidence of anti-drug antibodies in other studies, including those of mirikizumab-mrkz or of other mirikizumab products.

During the 52-week treatment period in studies UC-1 and UC-2, 23% (88/378) of OMVOH-treated subjects at the recommended dosage and evaluable for assessment, developed anti-mirikizumab-mrkz antibodies (referred to as anti-drug antibodies (ADA)). Of those who developed ADA, 33/88 (38%) developed titers $\geq 1:160$. Of these 33 OMVOH-treated subjects, 10 had reduced serum trough concentrations of mirikizumab-mrkz compared to subjects who did not develop anti-mirikizumab-mrkz antibodies, and 5 of these 10 subjects did not achieve clinical response at Week 52. There is insufficient data to assess whether the observed ADA-associated pharmacokinetic changes reduced effectiveness. There is no identified clinically significant effect of ADA on the safety of OMVOH over the treatment duration of 52-weeks.

13 NONCLINICAL TOXICOLOGY

13.1 Carcinogenesis, Mutagenesis, Impairment of Fertility

Animal studies have not been conducted to evaluate the carcinogenic or mutagenic potential of mirikizumab-mrkz.

No organ weight or histopathology effects were observed in the male or female reproductive tract in sexually mature cynomolgus monkeys that received subcutaneous mirikizumab-mrkz once weekly for 26 weeks, at a dose of 100 mg/kg (at least 7 times the MRHD of mirikizumab-mrkz, based on exposure comparisons).

14 CLINICAL STUDIES

The safety and efficacy of OMVOH was evaluated in two randomized, double-blind, placebo-controlled clinical studies, one induction study [UC-1 (NCT03518086)] and one maintenance study [UC-2 (NCT03524092)], in adult subjects with moderately to severely active ulcerative colitis who had inadequate response, loss of response, or failed to tolerate any of the following: corticosteroids, 6-mercaptopurine, azathioprine, biologic therapy (TNF blocker, vedolizumab), or tofacitinib. The 12-week intravenous induction study (UC-1) was followed by the 40-week subcutaneous randomized withdrawal maintenance study (UC-2).

Study UC-1

In UC-1, efficacy was evaluated in 1062 subjects who were randomized 3:1 at Week 0 to receive 300 mg OMVOH or placebo by intravenous infusion at Week 0, Week 4, and Week 8. Subjects had a mean age of 43 years (range 18 to 79 years); 40% were female; and 71% identified as White, 25% as Asian, 1% as American Indian or Alaska Native, 1% as Black or African American, and <2% as another racial group or did not report their racial group. Subjects were permitted to use stable doses of aminosalicylates, immunomodulators (6-mercaptopurine, azathioprine, methotrexate), and oral corticosteroids (prednisone ≤ 20 mg/day or equivalent, extended-release budesonide 9 mg/day, beclomethasone dipropionate 5 mg/day). At baseline, 41% of subjects were receiving oral corticosteroids, 24% were receiving immunomodulators, and 75% were receiving aminosalicylates.

At baseline, 57% were biologic and Janus Kinase inhibitor (JAKi) naive, 41% had failed at least one biologic, 3% had failed a JAKi, and 2% had previously received but had not failed a biologic or JAKi.

Disease activity was assessed based on the modified Mayo score (mMS), which ranges from 0 to 9 and has three subscores that are each scored from 0 (normal) to 3 (most severe): stool frequency, rectal bleeding, and findings on centrally read endoscopy subscore. At baseline, subjects had a mMS of 5 to 9, including a centrally read endoscopy subscore of 2 or 3. An endoscopy subscore of 2 was defined by marked erythema, absent vascular pattern, friability, and erosions; and a subscore of 3 was defined by spontaneous bleeding and ulceration. Subjects had a median mMS of 7, and 58% had severely active disease (mMS of 7 to 9).

The primary endpoint was clinical remission at Week 12. The secondary endpoints were clinical response, endoscopic improvement, and histologic-endoscopic mucosal improvement (see Table 4).

Table 4: Proportion of Subjects with Ulcerative Colitis Meeting Efficacy Endpoints in UC-1 at Week 12

Endpoint	Placebo	OMVOH 300 mg Intravenous Infusion ^a	Treatment Difference ^b (95% CI)
Clinical remission ^c			
Total Population	N = 267 15%	N = 795 24%	10% ^d (5, 15)
Biologic and JAKi naive	N = 155 18%	N = 450 31%	
Prior biologic or JAKi failure ^e	N = 107 8%	N = 331 15%	
Clinical response ^f			
Total Population	N = 267 43%	N = 795 65%	22% ^d (15, 28)
Biologic and JAKi naive	N = 155 52%	N = 450 71%	
Prior biologic or JAKi failure ^{d, e}	N = 107 31%	N = 331 56%	
Endoscopic improvement ^g			
Total Population	N = 267 21%	N = 795 34%	14% ^d (8, 20)
Biologic and JAKi naive	N = 155 28%	N = 450 44%	
Prior biologic or JAKi failure ^e	N = 107 10%	N = 331 22%	
Histologic-endoscopic mucosal improvement ^h			
Total Population	N = 267 14%	N = 795 25%	11% ^d (6, 16)
Biologic and JAKi naive	N = 155 19%	N = 450 34%	
Prior biologic or JAKi failure ^e	N = 107 7%	N = 331 13%	

JAKi = Janus Kinase inhibitor

^a OMVOH 300 mg as an intravenous infusion at Week 0, Week 4, and Week 8.

^b Adjusted treatment difference based on Cochran-Mantel-Haenszel method adjusted for randomization stratification factors.

^c Clinical remission based on mMS is defined as: stool frequency subscore = 0 or 1, rectal bleeding subscore = 0, and centrally read endoscopy subscore = 0 or 1 (excluding friability).

^d Tested at an alpha level of 0.00125, with a p-value <0.001.

^e Prior biologic or JAKi failure includes loss of response, inadequate response, or intolerance to one or more biologic therapy (TNF blocker or vedolizumab), or tofacitinib.

^f Clinical response is defined as a decrease in the mMS of ≥ 2 points with $\geq 30\%$ decrease from baseline, and either a decrease of ≥ 1 point in the rectal bleeding subscore from baseline or a rectal bleeding subscore of 0 or 1.

^g Endoscopic improvement is defined as a centrally read endoscopy subscore of 0 or 1 (excluding friability).

^h Histologic-endoscopic mucosal improvement is defined as achieving both endoscopic improvement (centrally read endoscopy subscore of 0 or 1, excluding friability) and histologic improvement (neutrophil infiltration in <5% of crypts, no crypt destruction, and no erosions, ulcerations, or granulation tissue based on the Geboes scoring system).

Study UC-1 was not designed to evaluate the relationship of histologic-endoscopic mucosal improvement at Week 12 to disease progression and long-term outcomes.

Rectal Bleeding and Stool Frequency Subscores

Decreases in rectal bleeding and stool frequency subscores were observed as early as Week 3 in subjects treated with OMVOH compared to subjects on placebo.

Study UC-2

The maintenance study (UC-2) evaluated 506 subjects who achieved clinical response at Week 12 in Study UC-1. These subjects were randomized 2:1 to receive 200 mg OMVOH or placebo subcutaneously every 4 weeks for 40 weeks in UC-2, for a total of 52 weeks of treatment. Subjects who were on concomitant ulcerative colitis therapies during UC-1 were required to continue on stable doses of oral aminosalicylates and immunomodulators (6-mercaptopurine, azathioprine, methotrexate). Corticosteroid tapering was required for subjects who were receiving corticosteroids at baseline and achieved clinical response in UC-1.

The primary endpoint was clinical remission at Week 40. The secondary endpoints were endoscopic improvement, maintenance of clinical remission in subjects who achieved clinical remission at Week 12, corticosteroid-free clinical remission, and histologic-endoscopic mucosal improvement (see Table 5).

Table 5: Proportion of Subjects with Ulcerative Colitis Meeting Efficacy Endpoints in UC-2 at Week 40 (a total of 52 weeks of treatment)

Endpoint	Placebo ^a	OMVOH 200 mg Subcutaneous Injection ^b	Treatment Difference ^c (95% CI)
Clinical remission ^{d, e}			
Total Population	N = 169 27%	N = 337 51%	22% ^f (14, 31)
Biologic and JAKi naive	N = 109 33%	N = 208 53%	
Prior biologic or JAKi failure ^g	N = 59 15%	N = 121 45%	
Endoscopic improvement ^{d, h}			
Total Population	N = 169 30%	N = 337 58%	27% ^f (19, 36)
Biologic and JAKi naive	N = 109 35%	N = 208 62%	
Prior biologic or JAKi failure ^g	N = 59 20%	N = 121 50%	
Maintenance of clinical remission in patients who achieved clinical remission at Week 12 ⁱ			
Total Population	N = 62 40%	N = 128 66%	23% ⁱ (8, 38)
Biologic and JAKi naive	N = 48 48%	N = 91 66%	
Prior biologic or JAKi failure ^g	N = 14 14%	N = 34 65%	
Corticosteroid-free clinical remission ^{d, k}			
Total Population	N = 169 27%	N = 337 50%	22% ^f (13, 30)
Biologic and JAKi naive	N = 109 33%	N = 208 52%	

Endpoint	Placebo ^a	OMVOH 200 mg Subcutaneous Injection ^b	Treatment Difference ^c (95% CI)
Prior biologic or JAKi failure ^g	N = 59 15%	N = 121 45%	
Histologic-endoscopic mucosal improvement ^{d, i}			
Total Population	N = 169 22%	N = 337 43%	19% ^f (11, 27)
Biologic and JAKi naive	N = 109 27%	N = 208 47%	
Prior biologic or JAKi failure ^g	N = 59 14%	N = 121 36%	

JAKi = Janus Kinase inhibitor

^a The placebo arm includes subjects treated with OMVOH during the induction study (UC-1) and were randomized to receive placebo through Week 40.

^b OMVOH 200 mg as a subcutaneous injection at Week 12 and every 4 weeks thereafter for up to an additional 40 weeks.

^c Adjusted treatment difference (95% CI) based on Cochran-Mantel-Haenszel method adjusted for randomization stratification factors.

^d Among subjects who achieved clinical response at Week 12 in UC-1 with OMVOH induction treatment.

^e Clinical remission based on mMS is defined as: stool frequency subscore = 0 or 1, rectal bleeding subscore = 0, and centrally read endoscopy subscore = 0 or 1 (excluding friability).

^f p<0.001.

^g Prior biologic or JAKi failure includes loss of response, inadequate response, or intolerance to one or more biologic therapy (TNF blocker or vedolizumab), or tofacitinib.

^h Endoscopic improvement is defined as a centrally read endoscopy subscore of 0 or 1 (excluding friability).

ⁱ Among subjects who achieved clinical remission at Week 12 in UC-1 with OMVOH induction treatment.

^j p<0.01.

^k Corticosteroid-free clinical remission is defined as clinical remission at Week 40 and no corticosteroid use for ≥12 weeks prior to Week 40 assessment.

^l Histologic-endoscopic mucosal improvement is defined as achieving both endoscopic improvement (centrally read endoscopy subscore of 0 or 1, excluding friability) and histologic improvement (no neutrophils in crypts or lamina propria, no crypt destruction, and no erosions, ulcerations, or granulation tissue based on the Geboes scoring system).

Study UC-2 was not designed to evaluate the relationship of histologic-endoscopic mucosal improvement at Week 40 to disease progression and long-term outcomes.

Bowel Urgency

Bowel urgency was assessed during UC-1 and UC-2 with an Urgency Numeric Rating Scale (NRS) of 0 to 10. A greater proportion of subjects with a baseline Urgency NRS weekly average score ≥3 treated with OMVOH compared to placebo reported an Urgency NRS weekly average score of 0 or 1 (39% versus 23%) at Week 40. Urgency NRS weekly average scores of 0 to 1 were also observed in a greater proportion of subjects treated with OMVOH compared to placebo at Week 12.

Endoscopic Assessment

Normalization of the endoscopic appearance of the mucosa (endoscopic remission) was defined as a Mayo endoscopic subscore of 0. At Week 40 in UC-2, endoscopic remission was observed in a greater proportion of subjects treated with OMVOH compared to placebo (22% versus 14%).

16 HOW SUPPLIED/STORAGE AND HANDLING

OMVOH (mirikizumab-mrkz) injection is a sterile, preservative-free, clear to opalescent, colorless to slightly yellow to slightly brown solution for intravenous infusion or subcutaneous injection.

OMVOH is supplied as:

	Strength	Pack Size	NDC Code
For Intravenous Infusion			
Single-dose Vial	300 mg/15 mL (20 mg/mL)	Carton of 1	0002-7575-01
For Subcutaneous Use			
Single-dose Prefilled Pen	100 mg/mL	Carton of 2	0002-8011-27

Each single-dose prefilled pen consists of a 1 mL glass syringe with a fixed 27-gauge ½ inch needle.

Storage and Handling

- Store refrigerated at 2°C to 8°C (36°F to 46°F).
- Do not freeze. Do not use OMVOH if it has been frozen.
- Do not shake.
- Keep OMVOH in the original carton to protect from light until the time of use.
- OMVOH is sterile and preservative-free. Discard any unused portion.
- If needed, the prefilled pen may be stored at room temperature up to 30°C (86°F) for up to 2 weeks in the original carton to protect from light. Once OMVOH has been stored at room temperature, do not return to the refrigerator. If these conditions are exceeded, OMVOH must be discarded.
- The vial and prefilled pen are not made with dry natural rubber latex.

17 PATIENT COUNSELING INFORMATION

Advise the patient and/or caregiver to read the FDA-approved patient labeling (Medication Guide and Instructions for Use).

Hypersensitivity Reactions

Advise patients to discontinue OMVOH and seek immediate medical attention if they experience any symptoms of serious hypersensitivity reactions [see *Warnings and Precautions* (5.1)].

Infections

Advise patients that OMVOH may lower the ability of their immune system to fight infections and to contact their healthcare provider immediately if they develop any symptoms of infection [see *Warnings and Precautions* (5.2)].

Tuberculosis

Advise patients to contact their healthcare provider if they experience symptoms suggestive of TB (e.g., unexplained fever, cough, or difficulty breathing) [see *Warnings and Precautions* (5.3)].

Hepatotoxicity

Inform patients that OMVOH may cause liver injury. Advise patients to seek immediate medical attention if they experience symptoms suggestive of liver dysfunction (e.g., unexplained rash, nausea, vomiting, abdominal pain, fatigue, anorexia, or jaundice and/or dark urine) [see *Warnings and Precautions* (5.4)].

Immunizations

Advise patients that vaccination with live vaccines is not recommended during OMVOH treatment and immediately prior to or after OMVOH treatment. Medications that interact with the immune system may increase the risk of infection following administration of live vaccines. Instruct patients to inform their healthcare provider that they are taking OMVOH prior to receiving a vaccination [see *Warnings and Precautions* (5.5)].

Pregnancy

Advise patients who are exposed to OMVOH during pregnancy to contact Eli Lilly and Company [see *Use in Specific Populations* (8.1)].

Administration

Instruct patients in preparation and administration of OMVOH, including choosing anatomical sites for subcutaneous administration, and proper subcutaneous injection technique. Instruct patients in the technique of pen disposal [see *Instructions for Use*].

Instruct patients or caregivers to administer two 100 mg prefilled pens to achieve the full 200 mg dose of OMVOH.

Eli Lilly and Company, Indianapolis, IN 46285, USA
US License No. 1891

Copyright © 2023, Eli Lilly and Company. All rights reserved.

Medication Guide

OMVOH™ (ahm-VOH)
(mirikizumab-mrkz)

injection, for intravenous or subcutaneous use

What is the most important information I should know about OMVOH?

OMVOH can cause serious side effects, including:

- **Serious allergic reactions.** OMVOH may cause serious allergic reactions that may need to be treated in a hospital and may be life-threatening. Stop using OMVOH and get emergency medical help right away if you develop any of the following symptoms of a serious allergic reaction:
 - fainting, dizziness, feeling lightheaded (low blood pressure)
 - trouble breathing, throat tightening or wheezing
 - fast heartbeat or pounding in your chest (tachycardia)
 - swelling of your face, eyelids, lips, mouth, tongue, throat, or trouble swallowing
 - chest tightness
 - severe itching, hives, or redness all over your body
 - sweating
- **Infections.** OMVOH may lower the ability of your immune system to fight infections and may increase your risk of infections. Your healthcare provider should not start treatment with OMVOH until your infection is gone.
 - Before starting your treatment with OMVOH, your healthcare provider should test you for tuberculosis (TB).
 - If your healthcare provider feels that you are at risk for TB, you may be treated with medicine for TB before you begin treatment with OMVOH.
 - Your healthcare provider should watch you closely for signs and symptoms of TB while you are being treated with OMVOH and after treatment.
 - Before starting OMVOH, tell your healthcare provider if you think you have an infection or have symptoms of an infection such as:
 - fever, sweating, or chills
 - muscle aches and pain
 - cough or shortness of breath
 - blood in your mucus (phlegm)
 - flu-like symptoms
 - headache
 - warm, red, or painful skin or sores on your body
 - diarrhea or stomach pain
 - weight loss
 - nausea or vomiting
 - pain during urination

After starting OMVOH, tell your healthcare provider right away if you have any symptoms of an infection.
- **Liver problems.** OMVOH may cause liver problems. Your healthcare provider will do blood tests to check your liver enzyme and bilirubin levels before treatment, for at least 24 weeks during treatment, and possibly after treatment with OMVOH. Your healthcare provider may hold or stop your treatment if needed. Tell your healthcare provider right away if you develop any signs and symptoms of liver problems, including:
 - unexplained rash
 - nausea
 - vomiting
 - stomach-area (abdominal) pain
 - feeling tired
 - loss of appetite
 - yellowing of the skin or the whites of your eyes
 - dark urine

What is OMVOH?

OMVOH is a prescription medicine used in adults with moderately to severely active ulcerative colitis. It is not known if OMVOH is safe and effective in children.

Do not use OMVOH if you:

- are allergic to mirikizumab-mrkz or any of the ingredients in OMVOH. See the end of this Medication Guide for a complete list of ingredients in OMVOH.

Before you use OMVOH, tell your healthcare provider about all your medical conditions, including if you:

- have any of the conditions or symptoms listed in the section **“What is the most important information I should know about OMVOH?”**
- have recently received or are scheduled to receive any vaccinations. Medicines that interact with the immune system may increase your risk of getting an infection after receiving live vaccines.
 - You should be brought up to date with all age required vaccines before starting treatment with OMVOH.
 - You should avoid receiving ‘live’ vaccines right before, during, or right after treatment with OMVOH. Tell your healthcare provider that you are taking OMVOH before receiving a vaccine.
- are pregnant, or plan to become pregnant. It is not known if OMVOH will harm your unborn baby. There will be a pregnancy registry to collect information about women who are exposed to OMVOH during pregnancy. If you become pregnant while taking OMVOH, you are encouraged to report your pregnancy to Eli Lilly and Company at 1-800-Lilly-Rx (1-800-545-5979).
- are breastfeeding or plan to breastfeed. It is not known if OMVOH passes into your breast milk. Talk to your healthcare provider about the best way to feed your baby while using OMVOH.

Tell your healthcare provider about all the medicines you take, including prescription and over-the-counter medicines, vitamins, and herbal supplements.

How should I use OMVOH?

- Use OMVOH exactly as your healthcare provider tells you to.
- You will receive your first 3 doses of OMVOH through a vein in your arm (intravenous infusion) in a healthcare facility by a healthcare provider every 4 weeks. Each infusion will last about 30 minutes.
- After your intravenous infusions, you will continue to receive OMVOH as an injection under the skin (subcutaneous injection) every 4 weeks as described below.
- **See the detailed Instructions for Use that comes with OMVOH for information on how to prepare and inject a dose of OMVOH, and how to properly throw away (dispose of) a used OMVOH prefilled pen.**
- OMVOH comes as a 1-time use prefilled pen.
- For your full dose, you will need 2 injections with the prefilled pen. Inject 1 OMVOH prefilled pen followed right away by the other OMVOH prefilled pen.
- **Injecting OMVOH under your skin:**
 - OMVOH is intended for use under the guidance and supervision of your healthcare provider. If your healthcare provider decides that you or a caregiver may give your injections of OMVOH at home, you should receive training on the correct way to prepare and inject OMVOH. **Do not** try to inject OMVOH yourself until you or your caregiver have been shown how to inject OMVOH.
 - Inject OMVOH under the skin in your stomach area (abdomen), upper legs (thighs), or back of the upper arms.
 - **Do not** give an injection in an area that is tender, bruised, red, or hard.
 - Use a different injection site each time you use OMVOH.
- If you miss a dose of OMVOH, inject the missed dose as soon as possible. Then take your next dose in 4 weeks. If you have questions about how often you should use OMVOH, talk to your healthcare provider.

What are the possible side effects of OMVOH?

OMVOH can cause serious side effects, including:

- See **“What is the most important information I should know about OMVOH?”**

The most common side effects of OMVOH include:

- | | | |
|--------------------------------|--------------|---------------------------|
| ◦ upper respiratory infections | ◦ joint pain | ◦ rash |
| ◦ injection site reaction | ◦ headache | ◦ herpes viral infections |

Tell your healthcare provider if you have any side effect that bothers you or that does not go away.

These are not all the possible side effects of OMVOH. For more information, ask your healthcare provider or pharmacist.

Call your doctor for medical advice about side effects. You may report side effects to FDA at 1-800-FDA-1088.

How should I store OMVOH?

- Store OMVOH prefilled pens in a refrigerator at 36°F to 46°F (2°C to 8°C).
- **Do not** freeze. **Do not** use OMVOH if it has been frozen.
- **Do not** shake.
- Keep OMVOH in the original carton to protect from light until the time of use.
- After removing your prefilled pens from the refrigerator, it can be stored at room temperature up to 86°F (30°C) for up to 2 weeks in the original carton to protect from light.
 - When OMVOH has been stored at room temperature, **do not** return it to the refrigerator.
- Throw away (dispose of) your prefilled pens if they:
 - are frozen.
 - have been shaken.
 - have not been protected from light in the original carton.
 - are stored at room temperature more than 2 weeks.

Keep OMVOH and all medicines out of the reach of children.

General information about the safe and effective use of OMVOH.

Medicines are sometimes prescribed for purposes other than those listed in a Medication Guide. Do not use OMVOH for a condition for which it was not prescribed. Do not give OMVOH to other people, even if they have the same symptoms that you have. It may harm them.

You can ask your pharmacist or healthcare provider for information about OMVOH that is written for health professionals.

What are the ingredients in OMVOH?

Active ingredient: mirikizumab-mrkz.

Inactive ingredients: anhydrous citric acid, polysorbate 80, sodium chloride, sodium citrate, and Water for Injection.

OMVOH prefilled pens are not made with dry natural rubber latex.

OMVOH™ is a trademark of Eli Lilly and Company.

Eli Lilly and Company, Indianapolis, IN 46285, USA

US License No. 1891

Copyright © 2023, Eli Lilly and Company. All rights reserved.

For more information, go to www.OMVOH.com or call 1-800-545-5979.

This Medication Guide has been approved by the U.S. Food and Drug Administration.

Issued: 10/2023

INSTRUCTIONS FOR USE

OMVOH™ (ahm-VOH)

(mirikizumab-mrkz)

injection, for subcutaneous use
Prefilled Pen

This Instructions for Use contains information on how to inject OMVOH.



Before you use the OMVOH prefilled pens (Pens), read and carefully follow all the step-by-step instructions. Two injections are required for a full dose.

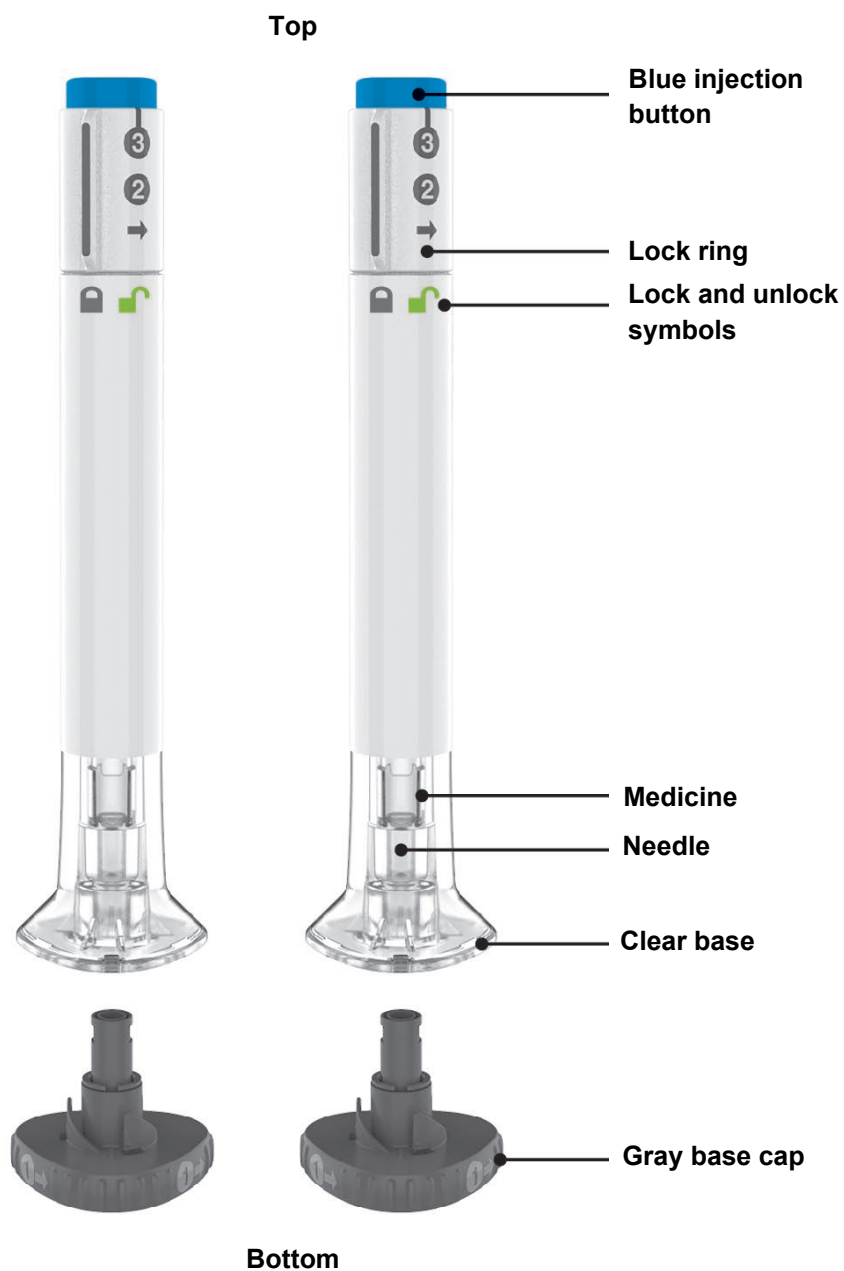
Important information you need to know before injecting OMVOH:

- **For injections under the skin (subcutaneous injection) only.**
- Your healthcare provider should show you how to prepare and inject OMVOH using the Pen. **Do not** inject yourself or someone else until you have been shown how to inject OMVOH.
- Keep this Instructions for Use and read it as needed.
- 2 OMVOH injections are required for a full dose.
- Inject 1 OMVOH Pen followed right away by the other OMVOH Pen.
- Each OMVOH Pen is for **1-time use only**.
- The OMVOH Pen contains glass parts. Handle it carefully. If you drop it on a hard surface do not use it. Use a new OMVOH Pen for your injection.
- Your healthcare provider may help you decide where on your body to inject your dose. You can also read the **Choose your injection site** section of these instructions to help you choose which area can work best for you.
- If you have vision or hearing problems, **do not** use OMVOH Pen without help from a caregiver.
- See **Storing OMVOH Pens** for important storage information.

INSTRUCTIONS FOR USE

Before you use the OMVOH Pens, read and carefully follow all the step-by-step instructions.

Parts of the OMVOH Pen



100 mg/mL + 100 mg/mL = 1 Full Dose

Important:

- 2 OMVOH injections are required for a full dose.
- Inject 1 OMVOH Pen followed right away by the other OMVOH Pen.

Preparing to inject OMVOH

Take the Pens from the refrigerator

Take 2 OMVOH Pens from the refrigerator.

Leave the gray base caps on until you are ready to inject.

Leave the Pens at room temperature for 30 minutes before injecting.

Do not microwave the Pens, or run hot water over them, or leave them in direct sunlight.

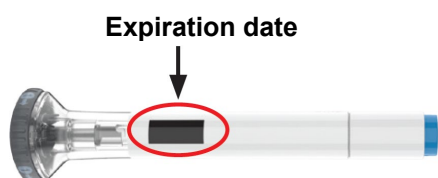
Do not shake the Pens.

Gather supplies

Supplies:

- 2 alcohol wipes
- 2 cotton balls or pieces of gauze
- 1 sharps container (see **Throwing away (disposing of) OMVOH Pens**)

Inspect the Pens and the medicine



Make sure you have the right medicine. The medicine inside should be clear. It may be colorless to slightly yellow to slightly brown.

Do not use the Pens and throw away (dispose of) as directed by your healthcare provider or pharmacist if:

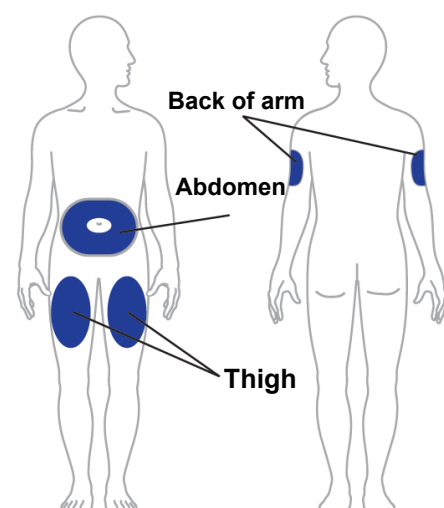
- one or both Pens look damaged
- the medicine is cloudy, is discolored, or has particles
- the expiration date printed on the label has passed
- the medicine is frozen

Prepare for injection

Wash your hands with soap and water before you inject OMVOH.

Choose your injection site

Your healthcare provider can help you choose the injection site that is best for you.




- **You or another person** may inject the medicine into your stomach area (abdomen). **Do not** inject within 2 inches of the belly button (navel).
- **You or another person** may inject the medicine in the front of your thighs. This area should be at least 2 inches above the knee and 2 inches below the groin.
- **Another person** may give you the injection in the back of your upper arm.
- **Do not** inject in the exact same spot every time. For example, if your first injection was in your abdomen, your second injection (to complete a full dose) should be in another spot in your abdomen, or upper arm, or thigh.
- **Do not** inject into areas where the skin is tender, bruised, red, or hard.

Clean the injection sites with an alcohol wipe. Let the injection sites dry before you inject the medicine.

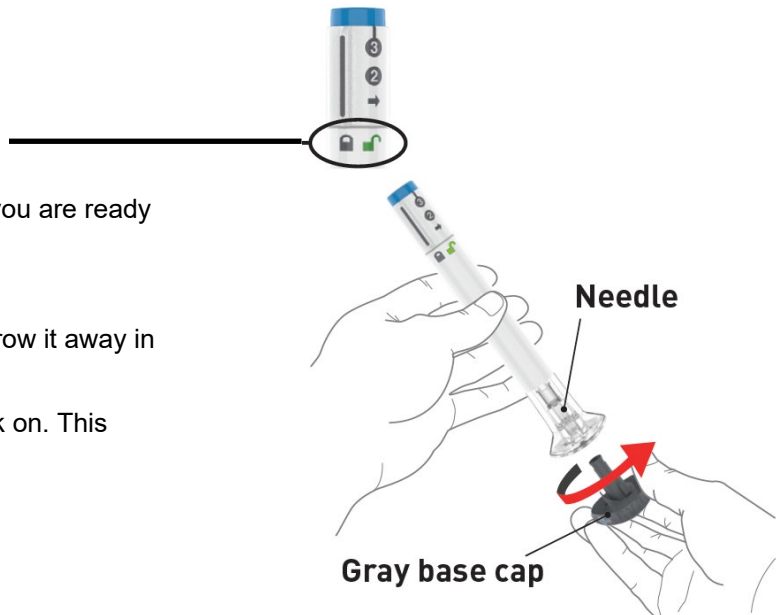
Injecting OMVOH

1 Uncap the Pen

 Make sure the Pen is **locked**.


Leave the gray base cap on until you are ready to inject.

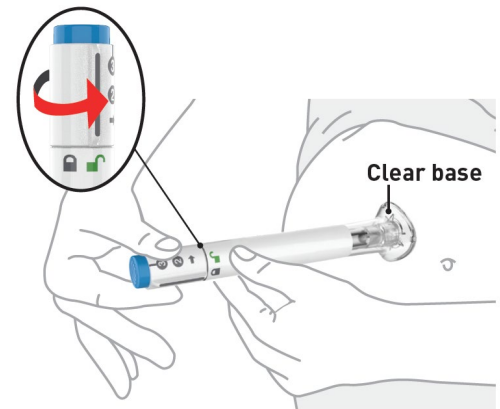
- Twist off the gray base cap and throw it away in your household trash.
- **Do not** put the gray base cap back on. This could damage the needle.
- **Do not** touch the needle.



2 Place and unlock

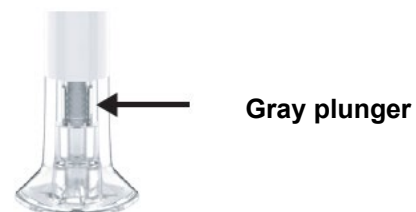
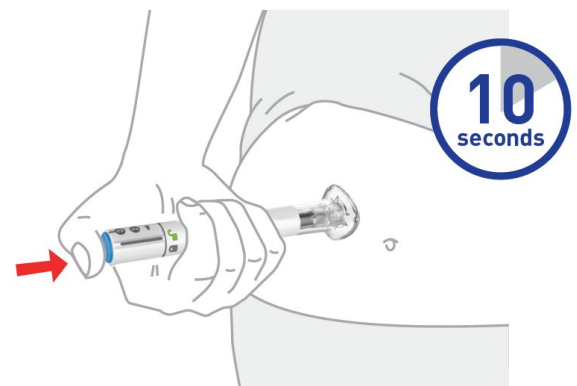
- Place and hold the clear base flat and firmly against the skin.

 Keep the clear base on the skin, then turn the lock ring to the **unlock** position.



3 Press and hold for up to 10 seconds

- Press and hold the blue injection button. You will hear a loud click (injection started).
- **Keep holding the clear base firmly against the skin.** You will hear a second loud click in about 10 seconds after the first one (injection completed).
- You will know the injection is complete when the gray plunger is visible.
- Remove the Pen from the skin.
- If you have bleeding at the injection site, press a cotton ball or gauze over the injection site.
- **Do not** rub the injection site, as this may cause bruising.



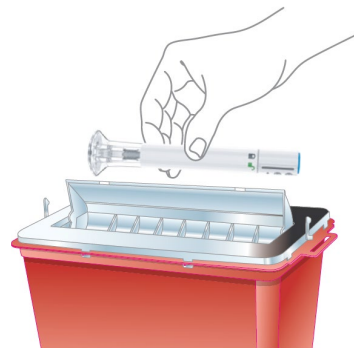
- 4 **Repeat Steps 1 through Step 3** with the second Pen for a full dose.
- Use the second Pen right after using the first Pen.

2 injections are required for a full dose. Inject one Pen immediately followed by the other Pen.

Throwing away (disposing of) OMVOH Pens

Throw away the used Pens

- Put the used OMVOH Pens in an FDA-cleared sharps disposal container right away after use. **Do not** throw away (dispose of) the OMVOH Pens in your household trash.



- If you do not have an FDA-cleared sharps disposal container, you may use a household container that is:
 - made of a heavy-duty plastic,
 - can be closed with a tight-fitting, puncture-resistant lid, without sharps being able to come out,
 - upright and stable during use,
 - leak-resistant, and
 - properly labeled to warn of hazardous waste inside the container.
- When your sharps disposal container is almost full, you will need to follow your community guidelines for the right way to dispose of your sharps disposal container. There may be local laws about how you should throw away needles and syringes.
- For more information about safe sharps disposal, and for specific information about sharps disposal in the state you live in, go to the FDA's website at: <http://www.fda.gov/safesharpsdisposal>.
- **Do not** recycle your used sharps disposal container.

Commonly asked questions

Q. What if I let my Pen warm up for longer than 30 minutes before injecting?

A. Your Pen can stay at room temperature up to 86°F (30°C) for up to 2 weeks.

Q. What if I see air bubbles in the Pen?

A. It is normal to have air bubbles in the Pen. They will not harm you or affect your dose.

Q. What if there is a drop of liquid on the tip of the needle when I remove the gray base cap?

A. It is okay to see a drop of liquid on the tip of the needle. This will not harm you or affect your dose.

Q. What if I unlocked the Pen and pressed the blue injection button before I twisted off the gray base cap?

A. **Do not** remove the gray base cap. Throw away (dispose of) the Pen and get a new one.

Q. Do I need to hold the blue injection button down until the injection is complete?

A. You do not need to hold the blue injection button down, but it may help you keep the Pen steady and firm against your skin.

Q. What if the needle did not retract after my injection?

A. **Do not** touch the needle or replace the gray base cap. Store the Pen in a safe place to avoid an accidental needlestick and contact 1-800-Lilly-Rx (1-800-545-5979) for instructions on how to return the Pen.

Q. What if there is a drop of liquid or blood on my skin after my injection?

A. This is normal. Press a cotton ball or gauze over the injection site. **Do not** rub the injection site.

Q. What if I heard more than 2 clicks during my injection – 2 loud clicks and a soft one. Did I get my complete injection?

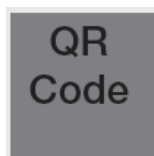
A. Some patients may hear a soft click right before the second loud click. That is the normal operation of the Pen. **Do not** remove the Pen from your skin until you hear the second loud click.

Q. How can I tell if my injection is complete?

A. After you press the blue injection button, you will hear 2 loud clicks. The second loud click tells you that your injection is complete. You will also see the gray plunger at the top of the clear base.

If you have more questions about how to use the OMVOH Pen:

- Call your healthcare provider
- Call 1-800-Lilly-Rx (1-800-545-5979)
- Visit www.OMVOH.com



Scan this code to launch
www.OMVOH.com

Storing OMVOH Pens

- Store your Pens in the refrigerator between 36°F to 46°F (2°C to 8°C).
- Your Pens may be stored at room temperature for up to 2 weeks. **Do not** store above 86°F (30°C). Throw away (dispose of) OMVOH if not used within 2 weeks at room temperature. When OMVOH has been stored at room temperature, do not return it to the refrigerator.
- **Do not** freeze your Pens.
- Store your Pens in the original carton to protect from light until use.
- **Do not** microwave your Pens, or run hot water over them, or leave them in direct sunlight.
- **Do not** shake your Pens.
- Throw away (dispose of) your Pens if any of the above conditions are not followed.
- **Keep your Pens and all medicines out of the sight and reach of children.**

Read the Medication Guide for OMVOH inside this box to learn more about your medicine.

This Instructions for Use has been approved by the U.S. Food and Drug Administration.

Manufactured by:

Eli Lilly and Company

Indianapolis, IN 46285, USA

US License Number 1891

OMVOH™ is a trademark of Eli Lilly and Company.

Copyright © 2023, Eli Lilly and Company. All rights reserved.

Issued: October 2023

The OMVOH Pen meets the current dose accuracy and functional requirements of ISO 11608-1 and 11608-5.