

HIGHLIGHTS OF PRESCRIBING INFORMATION

These highlights do not include all the information needed to use RIVFLOZA safely and effectively.

See full prescribing information for RIVFLOZA.

RIVFLOZA™ (nedosiran) injection, for subcutaneous use

Initial U.S. Approval: 2023

INDICATIONS AND USAGE

RIVFLOZA is an *LDHA*-directed small interfering RNA indicated to lower urinary oxalate levels in children 9 years of age and older and adults with primary hyperoxaluria type 1 (PH1) and relatively preserved kidney function, e.g., eGFR \geq 30 mL/min/1.73 m². (1)

DOSAGE AND ADMINISTRATION

The recommended dosage is shown below and is administered subcutaneously once monthly. (2.1)

Age	Body Weight	Dosing Regimen
Adults and adolescents 12 years and older	Greater than or equal to 50 kg	160 mg once monthly (Pre-filled Syringe, 1 mL)
	Less than 50 kg	128 mg once monthly (Pre-filled Syringe, 0.8 mL)
Children 9 to 11 years	Greater than or equal to 50 kg	160 mg once monthly (Pre-filled Syringe, 1 mL)
	Less than 50 kg	3.3 mg/kg once monthly, not to exceed 128 mg (Vial, dose volume rounded to nearest 0.1 mL)

See full Prescribing Information for important administration instructions. (2.2)

DOSAGE FORMS AND STRENGTHS

RIVFLOZA Injection 160 mg/mL is a clear, colorless-to-yellow solution available as follows:

- 80 mg (0.5 mL) single-dose vial
- 128 mg (0.8 mL) single-dose Pre-filled Syringe
- 160 mg (1 mL) single-dose Pre-filled Syringe (3)

CONTRAINDICATIONS

None. (4)

ADVERSE REACTIONS

Most common adverse reaction (reported in \geq 20% of patients) is injection site reactions. (6.1)

To report SUSPECTED ADVERSE REACTIONS, contact Novo Nordisk Inc. at 1-844-906-5099 or FDA at 1-800-FDA-1088 or www.fda.gov/medwatch.

See 17 for PATIENT COUNSELING INFORMATION and FDA-approved patient labeling.

Revised: 09/2023

FULL PRESCRIBING INFORMATION: CONTENTS*

1 INDICATIONS AND USAGE

2 DOSAGE AND ADMINISTRATION

2.1 Recommended Dosage

2.2 Administration Instructions

3 DOSAGE FORMS AND STRENGTHS

4 CONTRAINDICATIONS

6 ADVERSE REACTIONS

6.1 Clinical Trials Experience

8 USE IN SPECIFIC POPULATIONS

8.1 Pregnancy

8.2 Lactation

8.4 Pediatric Use

8.5 Geriatric Use

8.6 Hepatic Impairment

8.7 Renal Impairment

11 DESCRIPTION

12 CLINICAL PHARMACOLOGY

12.1 Mechanism of Action

12.2 Pharmacodynamics

12.3 Pharmacokinetics

12.6 Immunogenicity

13 NONCLINICAL TOXICOLOGY

13.1 Carcinogenesis, Mutagenesis, Impairment of Fertility

14 CLINICAL STUDIES

14.1 PHYOX2

16 HOW SUPPLIED/STORAGE AND HANDLING

16.1 How Supplied

16.2 Storage and Handling

17 PATIENT COUNSELING INFORMATION

*Sections or subsections omitted from the full prescribing information are not listed.

FULL PRESCRIBING INFORMATION

1 INDICATIONS AND USAGE

RIVFLOZA is indicated to lower urinary oxalate levels in children 9 years of age and older and adults with primary hyperoxaluria type 1 (PH1) and relatively preserved kidney function, e.g., eGFR \geq 30 mL/min/1.73 m² [see *Clinical Pharmacology (12.3)*], *Clinical Studies (14.1)*].

2 DOSAGE AND ADMINISTRATION

2.1 Recommended Dosage

RIVFLOZA is administered subcutaneously once monthly at the recommended doses shown in Table 1.

Dosing is based on actual body weight.

Table 1: RIVFLOZA Dose Regimen in Adults and Pediatric Patients (9 years of age and older)

Age	Body Weight	Dosing Regimen
Adults and adolescents 12 years and older	Greater than or equal to 50 kg	160 mg once monthly (Pre-filled Syringe, 1 mL)
	Less than 50 kg	128 mg once monthly (Pre-filled Syringe, 0.8 mL)
Children 9 to 11 years	Greater than or equal to 50 kg	160 mg once monthly (Pre-filled Syringe, 1 mL)
	Less than 50 kg	3.3 mg/kg once monthly, not to exceed 128 mg (Vial, dose volume rounded to nearest 0.1 mL)

Missed Dose

If a planned dose is missed, administer RIVFLOZA as soon as possible. If the planned dose is missed by more than 7 days, administer RIVFLOZA as soon as possible and resume monthly dosing from the most recently administered dose.

2.2 Administration Instructions

Pre-filled syringe: A healthcare professional, caregiver, or patient 12 years of age and older may inject RIVFLOZA using the pre-filled syringe. In pediatric patients 9 to 11 years of age who weigh \geq 50 kg, a healthcare professional or caregiver may inject RIVFLOZA using the pre-filled syringe.

Vials: RIVFLOZA vials are intended for use under the guidance and supervision of a healthcare professional. A caregiver may administer RIVFLOZA to pediatric patients after proper training in preparing RIVFLOZA vials for administration, if a healthcare professional determines that it is appropriate, and with medical follow-up as necessary.

Administer RIVFLOZA by subcutaneous injection to the abdomen (at least 2 inches from the navel) or the upper thigh. Do not inject into a vein or into scarred or bruised skin.

Inspect visually for particulate matter and discoloration prior to injection. RIVFLOZA should be colorless-to-yellow and particle free. If the solution is cloudy or contains particulate matter, do not use.

Instructions for delivering the dosage are provided in the Instructions for Use leaflets enclosed with the RIVFLOZA Pre-filled Syringe and single-dose vial.

Discard the unused portion of the drug.

3 DOSAGE FORMS AND STRENGTHS

RIVFLOZA Injection 160 mg/mL (present as 170 mg nedosiran sodium salt) is a clear, colorless-to-yellow solution available as follows:

- 80 mg (0.5 mL) single-dose vial
- 128 mg (0.8 mL) single-dose Pre-filled Syringe
- 160 mg (1 mL) single-dose Pre-filled Syringe

4 CONTRAINDICATIONS

None.

6 ADVERSE REACTIONS

6.1 Clinical Trials Experience

Because clinical trials are conducted under widely varying conditions, adverse reaction rates observed in the clinical trials of a drug cannot be directly compared to rates in the clinical trials of another drug and may not reflect the rates observed in practice.

The safety of RIVFLOZA has been evaluated in one placebo-controlled clinical trial (PHYOX2) and one open-label extension study (PHYOX3). Across these studies, 29 adults and 12 children with PH1 have been treated with RIVFLOZA. Patients with PH1 in these studies ranged in age from 9 to 46 years at first dose. The median duration of exposure was approximately 15 months (range 1-29 months). Overall, 38 patients with PH1 were treated for at least 6 months, 24 patients for at least 12 months, and 16 patients for at least 18 months.

In the randomized, placebo-controlled, double-blind PHYOX2 trial in pediatric and adult patients 9 to 46 years of age, 18 patients with PH1 received RIVFLOZA and 11 patients received placebo. Of the 18 patients treated with RIVFLOZA, 17 patients received ≥ 5 months of active treatment. The most common adverse reaction was injection site reactions, which were reported in 7 patients with PH1 (39%) on RIVFLOZA as compared to no patients on placebo. Injection site reactions included erythema, pain, bruising, and rash and were generally mild and did not lead to discontinuation of treatment.

In the single-arm extension study (PHYOX3) that included 40 patients with PH1, additional injection site reactions included atrophy in 1 patient (3%).

8 USE IN SPECIFIC POPULATIONS

8.1 Pregnancy

Risk Summary

Available data from reports of pregnancy in clinical trials with RIVFLOZA are insufficient to evaluate for a drug-associated risk of major birth defects, miscarriage or other adverse maternal or fetal outcomes.

In animal reproduction studies, no adverse developmental effects were observed when nedosiran was administered to pregnant mice at doses up to approximately 58 times the maximum recommended human dose (MRHD) of 160 mg nedosiran (equivalent to 170 mg nedosiran

sodium) per dose, based on body surface area (BSA) or upon administration of a mouse-specific (pharmacologically active) analog. Subcutaneous administration of nedosiran to pregnant rabbits during the period of organogenesis at doses approximating the MRHD resulted in increased fetal loss in the presence of maternal toxicity. Adverse developmental outcomes (fetal cardiovascular and skeletal malformations) were observed at a dose approximately 2 times the MRHD (*see Data*). Nedosiran is not pharmacologically active in rabbits or mice. The cause for the embryo-fetal toxicities observed in rabbits remains unclear.

The estimated background risk of major birth defects and miscarriage in the indicated population is unknown. All pregnancies have a background risk of birth defect, loss, or other adverse outcomes. In the U.S. general population, the estimated background risk of major birth defects and miscarriage in clinically recognized pregnancies is 2% to 4% and 15% to 20%, respectively.

Data

Animal Data

In mice, subcutaneous administration of nedosiran at doses up to 2000 mg/kg/dose (approximately 58 times the MRHD based on BSA) or a mouse-specific (pharmacologically active) analog (10 mg/kg/dose) during organogenesis (dosing on gestation days 6, 8, 10, 12, and 14 for nedosiran; gestation days 3 and 10 for the analog) did not have adverse effects on embryo-fetal development.

Subcutaneous administration of nedosiran (0, 2, 6 or 20 mg/kg/dose) to pregnant rabbits during organogenesis (dosing on gestation days 7, 9, 11, 13, 15, 17, and 19) resulted in maternal toxicity on the basis of body weight loss of up to 6.5% following the first dose in the 6 and 20 mg/kg/dose groups. Higher post-implantation loss and lower numbers of live fetuses occurred at ≥ 6 mg/kg/dose (exposures equivalent to the MRHD based on BSA), and fetal cardiovascular and skeletal malformations occurred at the 20 mg/kg/dose (2 times the MRHD based on BSA). At the 2 mg/kg/dose, which is below the MRHD, no adverse findings were seen.

In a pre- and postnatal study in mice, subcutaneous administration of nedosiran (0, 250, 500, or 1000 mg/kg/dose) or a mouse-specific (pharmacologically active) analog (10 mg/kg/dose) from implantation (dosing on gestational days 6, 8, 10, 12, 14, 16) to weaning (dosing on lactation days 1, 8, 15, 20) did not have adverse effects on the growth, viability, development and reproductive performance of the offspring.

8.2 Lactation

Risk Summary

There are no data on the presence of RIVFLOZA in human or animal milk, the effects on the breastfed child, or the effects on milk production. The developmental and health benefits of breastfeeding should be considered along with the mother's clinical need for RIVFLOZA and any potential adverse effects on the breastfed infant from RIVFLOZA or from the underlying maternal condition.

8.4 Pediatric Use

The safety and effectiveness of RIVFLOZA have been established in pediatric patients aged 9 years and older. Use of RIVFLOZA in these age groups is supported by evidence from an adequate and well-controlled trial in adult and pediatric patients 9 years of age and older [*see Clinical Studies (14)*].

The safety and effectiveness of RIVFLOZA in patients younger than 9 years of age have not been established.

8.5 Geriatric Use

Clinical studies of RIVFLOZA did not include patients aged 65 and over to determine whether they respond differently from younger patients. No dose adjustment is recommended in patients ≥ 65 years old [see *Clinical Pharmacology (12.3)*].

8.6 Hepatic Impairment

No dose adjustment of RIVFLOZA is recommended for patients with mild hepatic impairment (total bilirubin \leq upper limit of normal [ULN] and aspartate aminotransferase [AST] $>$ ULN or total bilirubin $>$ 1 to 1.5 times ULN and any AST.)

RIVFLOZA has not been studied in patients with moderate or severe hepatic impairment (total bilirubin $>$ 1.5 ULN with any AST) [see *Clinical Pharmacology (12.3)*].

8.7 Renal Impairment

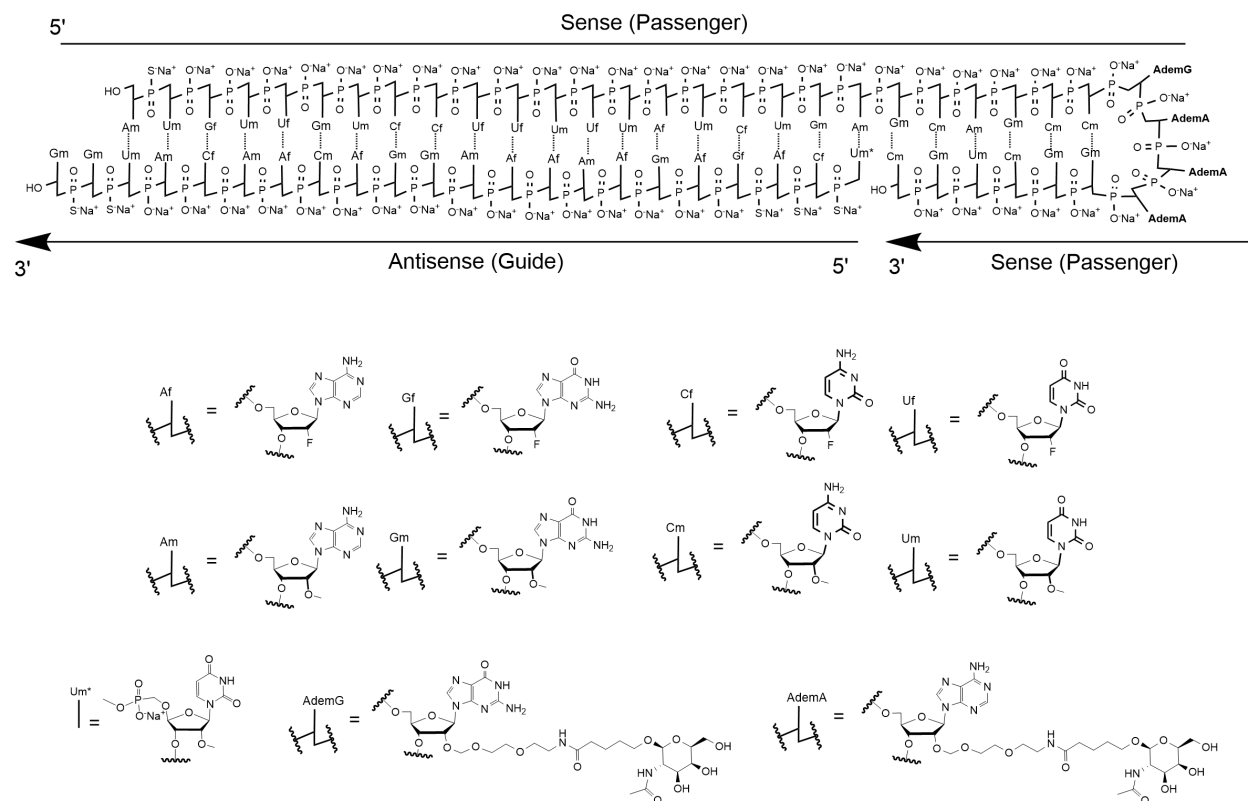
No dose adjustment is recommended in patients with an estimated glomerular filtration rate (eGFR) of ≥ 30 mL/min/1.73 m² [see *Clinical Pharmacology (12.3)*].

RIVFLOZA has not been studied in PH1 patients with severe renal impairment (eGFR $<$ 30 mL/min/1.73 m²).

11 DESCRIPTION

RIVFLOZA injection contains nedosiran, a double-stranded small interfering RNA (siRNA) with four covalently attached *N*-acetyl-D-galactosamine (GalNAc) residues. Nedosiran targets lactate dehydrogenase A (LDHA) in hepatocytes via GalNAc-mediated delivery.

The structural formula of the nedosiran sodium drug substance is presented below:



The molecular formula of nedosiran sodium is $C_{662}H_{808}F_{19}N_{231}O_{413}P_{57}S_6Na_{57}$ with a molecular weight of 22,238 Da. Nedosiran sodium is freely soluble in water.

RIVFLOZA Pre-filled Syringe is supplied as a clear, sterile, preservative-free, colorless-to-yellow solution for subcutaneous injection containing either the equivalent of 160 mg (present as 170 mg nedosiran sodium salt) nedosiran in 1 mL or the equivalent of 128 mg (present as 136 mg nedosiran sodium salt) nedosiran in 0.8 mL of water for injection and sodium hydroxide and/or hydrochloric acid to adjust the pH to ~ 7.2.

RIVFLOZA vial is supplied as a clear, sterile, preservative-free, colorless-to-yellow solution for subcutaneous injection containing the equivalent of 80 mg (present as 85 mg nedosiran sodium salt) nedosiran in 0.5 mL of water for injection and sodium hydroxide and/or hydrochloric acid to adjust the pH to ~ 7.2.

12 CLINICAL PHARMACOLOGY

12.1 Mechanism of Action

Nedosiran is a double-stranded siRNA, conjugated to GalNAc aminosugar residues. After subcutaneous administration, the GalNAc-conjugated sugars bind to asialoglycoprotein receptors (ASGPR) to deliver nedosiran to hepatocytes.

Nedosiran reduces levels of hepatic lactate dehydrogenase (LDH) via the degradation of LDHA messenger ribonucleic acid (mRNA) in hepatocytes through RNA interference. The reduction of hepatic LDH by nedosiran reduces the production of oxalate by the liver, thereby reducing subsequent oxalate burden.

12.2 Pharmacodynamics

The pharmacodynamic effects of RIVFLOZA were evaluated after single-dose and monthly-dose administration in patients with PH1. Dose-dependent reductions in urinary oxalate were observed in the single-dose range of 1.5 mg/kg to 6.0 mg/kg. With the recommended monthly dose regimen of RIVFLOZA, onset of effect was observed at the first measurement (30 days after the first dose) and the effect persisted with continued monthly dosing [see *Clinical Studies (14.1)*].

Cardiac Electrophysiology

At the recommended dose, RIVFLOZA does not lead to clinically relevant QT interval prolongation.

12.3 Pharmacokinetics

The pharmacokinetic (PK) properties of RIVFLOZA were evaluated following administration of single and multiple dosages in patients with PH1 or PH2 as summarized in Table 2.

Table 2: Pharmacokinetic Parameters of Nedosiran

		Nedosiran
General Information		
Steady State Exposure	C _{max} [Mean (%CV)]	844 (44) ng/mL
	AUC _{0-last} [Mean (%CV)]	13600 (36) ng*h/mL
Dose Proportionality		Nedosiran exhibited a dose-proportional increase in plasma exposure following single subcutaneous doses from 1.5 to 6.0 mg/kg. Nedosiran exhibited time-independent pharmacokinetics with multiple doses of 160 mg once monthly (body weight ≥ 50 kg), 128 mg once monthly (body weight < 50 kg), or 3.3 mg/kg once monthly in the age range of 6 to 11 years.
Accumulation		No accumulation of nedosiran was observed in plasma following repeated monthly dosing.
Absorption		
T _{max} [Median (Range)]		6 (2 to 12) hours
Distribution^a		
Estimated V _z /F		126 L
Protein Binding		85.6%
Elimination		
Half-Life (Mean (%CV))		15 (68) hours
Estimated CL/F		5.7 L/hr
Metabolism		
Primary Pathway		Nedosiran is metabolized by endo- and exonucleases to shorter oligonucleotides.
Excretion		

Primary Pathway	Approximately 27% of the administered nedosiran dose is excreted unchanged into the urine within 24 hours of dosing.
<p>^a Nedosiran distributes primarily to the liver after subcutaneous administration.</p> <p>C_{\max} = maximum plasma concentration; $AUC_{0-\text{last}}$ = area under the plasma concentration-time curve from time of administration (0) to the last measurable time point (last); T_{\max} = time to maximum concentration; V_d/F = apparent volume of distribution; CV = coefficient of variation; CL/F = apparent clearance.</p>	

Specific Populations

No clinically significant differences in the pharmacokinetics or pharmacodynamics of nedosiran were observed based on age (9 to 73 years old), sex, race/ethnicity, mild-to-moderate renal impairment (eGFR 30 to 89 mL/min/1.73 m²) [see *Use in Specific Populations (8.7)*] or mild hepatic impairment as assessed using the National Cancer Institute Organ Dysfunction Working Group criteria (total bilirubin \leq ULN and AST $>$ ULN; or total bilirubin $>$ 1 to 1.5 \times ULN and any AST) [see *Use in Specific Populations (8.6)*].

Pediatrics:

At the recommended clinical dose, PK exposure of nedosiran is similar in adult and pediatric patients 9 years of age and older.

Drug Interaction Studies

Concomitant use of pyridoxine (vitamin B6) did not have a significant impact on the PK of nedosiran.

In vitro studies demonstrated that nedosiran was not an inhibitor or inducer of cytochrome P450 (CYP) enzymes and was neither a substrate nor an inhibitor of efflux and uptake transporters.

12.6 Immunogenicity

As with all oligonucleotides, including RIVFLOZA, there is a potential for immunogenicity. The detection of antibody formation is highly dependent on the sensitivity and specificity of the assay. Additionally, the observed incidence of antibody positivity in an assay may be influenced by several factors, including assay methodology, sample handling, timing of sample collection, concomitant medications, and underlying disease. For these reasons, comparison of the incidence of antibodies in the studies described below with the incidence of antibodies in other studies or to other products may be misleading.

Across all clinical studies in the nedosiran development program, including patients with PH1 dosed with RIVFLOZA, RIVFLOZA did not induce or boost anti-drug antibodies (ADA). Among 59 patients tested with the ADA assay, none developed treatment-emergent ADA.

13 NONCLINICAL TOXICOLOGY

13.1 Carcinogenesis, Mutagenesis, Impairment of Fertility

Carcinogenicity

Long-term studies to assess carcinogenic risk of nedosiran have not been conducted.

Genotoxicity

Nedosiran was not genotoxic in the in vitro bacterial mutagenicity, in vitro micronucleus assays (human peripheral blood lymphocytes) and in vivo bone marrow micronucleus assay in mice.

Fertility

Weekly subcutaneous administration of nedosiran at doses of 500, 1000, or 2000 mg/kg or of a mouse-specific (pharmacologically active) analog at a dose of 10 mg/kg to male mice for 4 weeks prior to and throughout mating, and to female mice for 2 weeks prior to and throughout mating and to gestation day 7 did not affect male or female fertility or early embryonic development.

14 CLINICAL STUDIES

14.1 PHYOX2

PHYOX2 was a randomized, double-blind trial comparing RIVFLOZA and placebo in patients aged 6 years or older with PH1 or PH2 and an eGFR ≥ 30 mL/min/1.73 m² (NCT03847909). Too few PH2 patients were enrolled to evaluate efficacy in the PH2 population. Therefore, RIVFLOZA is only indicated for patients with PH1 [*see Indications and Usage (1)*]. Unless otherwise noted, data are presented for the complete study population (PH1 and PH2).

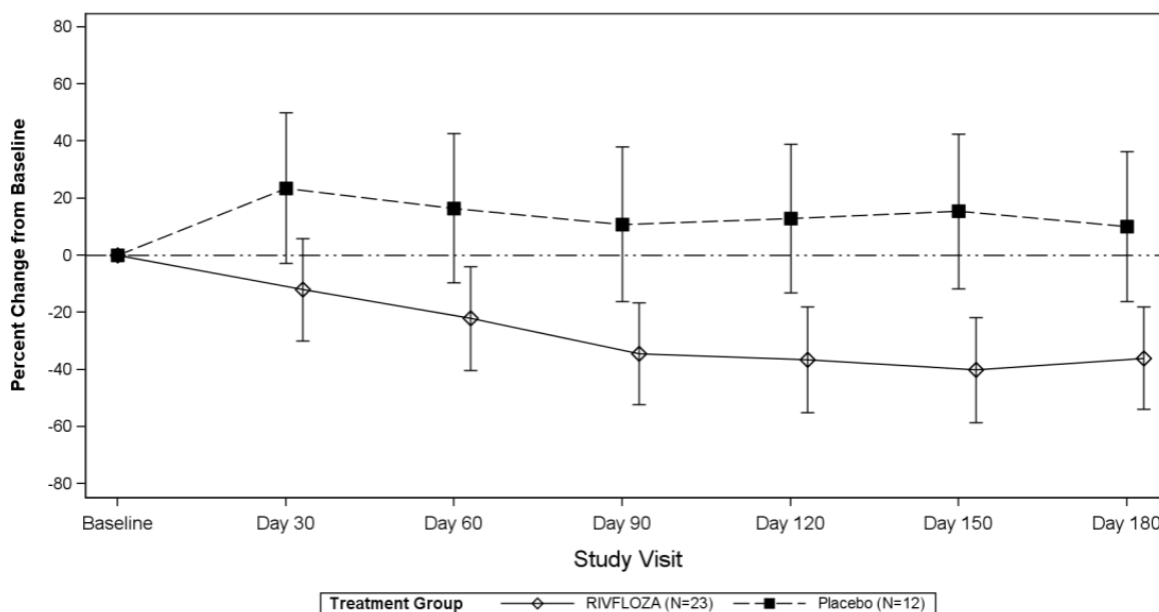
Patients received monthly doses of RIVFLOZA (N=23) or placebo (N=12). The RIVFLOZA dose for patients at least 12 years of age weighing at least 50 kg was 160 mg, for patients at least 12 years of age weighing less than 50 kg was 128 mg, and for children 6 to 11 years of age was 3.3 mg/kg (to a maximum of 128 mg).

The median age was 20 years (range 9 - 46 years), 51% were female, 71% were White, 17% were Asian, 83% had PH1, and 17% had PH2. At baseline, mean 24-hour urinary oxalate excretion, normalized by 1.73 m² BSA in patients less than 18 years of age, was 1547 μ mol/24-hour. Mean plasma oxalate was 8.2 μ mol/L, 43% of patients had an eGFR ≥ 90 mL/min/1.73 m², 34% had an eGFR 60 to < 90 mL/min/1.73 m², 23% had an eGFR 30 to < 60 mL/min/1.73 m², and 60% were taking pyridoxine.

The primary efficacy endpoint was the area under the curve, from Days 90 to 180, of the percent change from baseline in 24-hour urinary oxalate excretion (AUC_{24-hour U_{ox}}). The least-squares (LS) mean AUC_{24-hour U_{ox}} was -3486 (95% CI: -5025, -1947) in the RIVFLOZA group compared to 1490 (95% CI: 781, 3761) in the placebo group, for a between group difference of 4976 (95% CI: 2803, 7149; p<0.0001).

The LS mean percent change from baseline in 24-hour urinary oxalate excretion (corrected for BSA in patients < 18 years of age) averaged over Days 90, 120, 150 and 180, was -37% (95% CI: -53%, -21%) in the RIVFLOZA group and 12% (95% CI: -12%, 36%) in the placebo group, for a between group difference of 49% (95% CI: 26%, 72%) [Figure 1]. Among patients with PH1, the between group difference was 56% (95% CI: 33%, 80%).

Figure 1. Mean (95% CI) Percent Change from Baseline in 24-hour Urinary Oxalate in RIVFLOZA and Placebo-Treated Patients in PHYOX2



After 6 months of treatment in PHYOX2, patients could enroll in an ongoing single-arm extension study, PHYOX3 (NCT04042402), in which all patients were treated with RIVFLOZA. The reduction in urinary oxalate was maintained in the 13 patients with PH1 who received an additional 6 months of treatment in PHYOX3.

16 HOW SUPPLIED/STORAGE AND HANDLING

16.1 How Supplied

RIVFLOZA is a clear, sterile, preservative-free, colorless-to-yellow solution available in single-dose pre-filled syringes and single-dose vials in cartons containing one unit each.

Table 3: RIVFLOZA Presentations

RIVFLOZA Presentation	Total Volume	Total amount available in presentation	Concentration	NDC number
Single-dose vial	0.5 mL	80 mg	160 mg / mL	NDC 0169-5308-01
Single-dose Pre-filled Syringe	0.8 mL	128 mg	160 mg / mL	NDC 0169-5307-08
Single-dose Pre-filled Syringe	1 mL	160 mg	160 mg / mL	NDC 0169-5306-10

16.2 Storage and Handling

Store refrigerated at 2°C to 8°C (36°F to 46°F). RIVFLOZA can be stored, if needed, at 15°C to 30°C (59°F to 86°F) for a maximum of 28 days (4 weeks). Do not freeze. Store in original carton, away from direct heat and light.

Table 4: Storage Conditions for RIVFLOZA

	Refrigerated 2°C to 8°C (36°F to 46°F)	Room Temperature at 15°C to 30°C (59°F to 86°F)
RIVFLOZA	Until expiration date	Maximum 28 days (4 weeks)

17 PATIENT COUNSELING INFORMATION

Advise the patient to read the FDA-approved patient labeling (Patient Information and Instructions for Use).

- Instruct patients/caregivers on the appropriate dose of RIVFLOZA to use, the timing of the dose, how and where to inject subcutaneously, and what to do if a dose is missed.

For more information contact:
Dicerna Pharmaceuticals, Inc.
A Novo Nordisk company

Novo Nordisk Inc
800 Scudders Mill Road
Plainsboro, NJ 08536
1-844-906-5099

Manufactured by
Pyramid Laboratories
3598 Cadillac Ave
Costa Mesa, CA 92626

PATIENT INFORMATION
RIVFLOZA™ (Riv-flo-za)
(nedosiran)
injection, for subcutaneous use

What is RIVFLOZA?

RIVFLOZA is a prescription medicine used to lower urinary oxalate levels in children 9 years of age and older and adults with primary hyperoxaluria type 1 (PH1) and relatively preserved kidney function.

It is not known if RIVFLOZA is safe and effective in children younger than 9 years of age.

Before using RIVFLOZA, tell your healthcare provider about all of your medical conditions, including if you:

- are pregnant or plan to become pregnant. It is not known if RIVFLOZA will harm your unborn baby.
- are breastfeeding or plan to breastfeed. It is not known if RIVFLOZA passes into your breast milk. Talk to your healthcare provider about the best way to feed your baby during treatment with RIVFLOZA.

Tell your healthcare provider about all the medicines you take, including prescription and over-the-counter medicines, vitamins, and herbal supplements.

How should I use RIVFLOZA?

- **Read the detailed Instructions for Use that comes with RIVFLOZA about the right way to prepare and inject RIVFLOZA.**
- Use RIVFLOZA exactly as your healthcare provider tells you to.
- Inject RIVFLOZA under your skin (subcutaneous injection).
- Use RIVFLOZA 1 time each month.
- Your healthcare provider will prescribe the dose of RIVFLOZA that is right for you based on your body weight.
- RIVFLOZA comes as a single-dose Pre-filled Syringe and as a single-dose vial.
- Your healthcare provider will show you how to prepare and inject RIVFLOZA. Do not try to inject RIVFLOZA until you have been shown the right way by your healthcare provider.
- In children 9 to 11 years of age weighing 110 pounds (50 kilograms) or more, it is recommended that RIVFLOZA Pre-filled Syringe be given by a healthcare provider or caregiver.
- If you miss a dose of RIVFLOZA, inject the dose as soon as possible. If you miss a dose of RIVFLOZA by more than 7 days, inject the dose as soon as possible and resume monthly dosing from the most recently injected dose. If you have any questions about a missed dose, call your healthcare provider or pharmacist.

What are the possible side effects of RIVFLOZA?

The most common side effects of RIVFLOZA include injection site reactions, such as reddening, pain, bruising, rash, or dimple at the site of injection.

These are not all the possible side effects of RIVFLOZA.

Call your doctor for medical advice about side effects. You may report side effects to FDA at 1-800-FDA-1088.

You may also report side effects to Novo Nordisk at 1-844-906-5099.

How should I store RIVFLOZA?

- Store RIVFLOZA in the refrigerator between 36°F to 46°F (2°C to 8°C).
- If needed, RIVFLOZA can be stored between 59°F to 86°F (15°C to 30°C) for up to 28 days (4 weeks). Record the date RIVFLOZA was removed from the refrigerator on the carton and throw away (dispose of) if not used within 28 days.
- Do not freeze RIVFLOZA.
- Store RIVFLOZA in the original carton.
- Keep RIVFLOZA away from direct heat and light.

Keep RIVFLOZA and all medicines out of the reach of children.

General information about the safe and effective use of RIVFLOZA.

Medicines are sometimes prescribed for purposes other than those listed in a Patient Information leaflet. Do not use RIVFLOZA for a condition for which it was not prescribed. Do not give RIVFLOZA to other people, even if they have the same symptoms that you have. It may harm them. You can ask your pharmacist or healthcare provider for information about RIVFLOZA that is written for health professionals.

What are the ingredients in RIVFLOZA?

Active ingredient: nedosiran

Inactive ingredients: water for injection and sodium hydroxide and/or hydrochloric acid.

For more information contact: Dicerna Pharmaceuticals, Inc., A Novo Nordisk company

Novo Nordisk Inc, 800 Scudders Mill Road, Plainsboro, NJ 08536

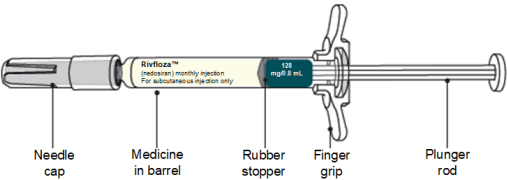
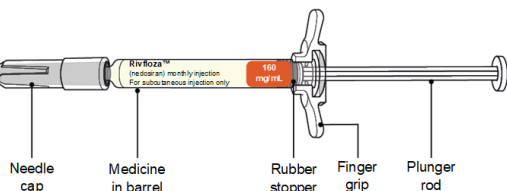
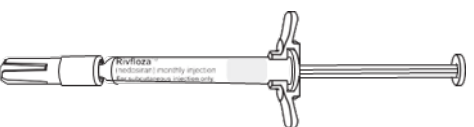
1-844-906-5099

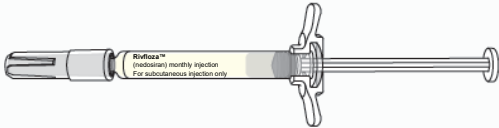

Manufactured by: Pyramid Laboratories, 3598 Cadillac Ave, Costa Mesa, CA 92626

For more information, go to <https://www.novonordisk-us.com/>, or call 1-844-906-5099.

This Patient Information has been approved by the U.S. Food and Drug Administration.

Issued: 09/2023

<p>INSTRUCTIONS FOR USE RIVFLOZA™ (Riv-flo-za) (nedosiran) injection, for subcutaneous use Single-dose Pre-filled Syringe</p>	
<p>This Instructions for Use contains information on how to inject RIVFLOZA.</p> <p>Read the Instructions for Use before using RIVFLOZA Pre-filled Syringe and each time you get a refill. There may be new information. Ask your healthcare provider if you have any questions.</p>	
<p>RIVFLOZA Pre-filled Syringe Parts</p> <p>RIVFLOZA Pre-filled Syringe is available in 2 dose strengths. You should check the label on the carton that comes with your RIVFLOZA Pre-filled Syringe to make sure you have the right Pre-filled Syringe for your prescribed dose.</p>	
<p>For adults and children 12 years and older weighing less than 110 pounds (50 kilograms):</p> <p>RIVFLOZA™ (nedosiran) injection For subcutaneous injection only</p>	<div style="text-align: right; margin-bottom: 10px;"> <div style="background-color: #004a7c; color: white; padding: 5px; border-radius: 10px; display: inline-block;">128 mg/0.8 mL</div> </div> 
<p>For adults and children 9 years and older weighing 110 pounds (50 kilograms) or more:</p> <p>RIVFLOZA™ (nedosiran) injection For subcutaneous injection only</p>	<div style="text-align: right; margin-bottom: 10px;"> <div style="background-color: #e67e22; color: white; padding: 5px; border-radius: 10px; display: inline-block;">160 mg/mL</div> </div> 
<p>Important information you need to know before injecting RIVFLOZA.</p> <ul style="list-style-type: none"> Your healthcare provider will show you how to prepare and inject RIVFLOZA before you use the Pre-filled Syringe for the first time. Use RIVFLOZA Pre-filled Syringe exactly as your healthcare provider tells you to. In children 9 to 11 years of age weighing 110 pounds (50 kilograms) or more, it is recommended that RIVFLOZA Pre-filled Syringe be given by a healthcare provider or caregiver. Your healthcare provider will tell you how much RIVFLOZA to inject and when to inject it. RIVFLOZA Pre-filled Syringe is a single-dose Pre- 	

<p>filled Syringe for one-time (single) use only. Do not reuse your Pre-filled Syringe.</p> <ul style="list-style-type: none"> • Do not use the Pre-filled Syringe if the carton is damaged or if the tamper-proof seal is not intact. • Do not use if the expiration date on the carton has passed. • RIVFLOZA Pre-filled Syringe is for injection under the skin (subcutaneous injection) only. Do not inject RIVFLOZA into a vein. 	
<p>Supplies needed to give your injection:</p> <ul style="list-style-type: none"> • 1 RIVFLOZA Pre-filled Syringe <p>The following supplies are not included in the carton:</p> <ul style="list-style-type: none"> • Alcohol wipe • Cotton balls or gauze • Puncture resistant sharps disposal container. See Step 12 “Throw away (dispose of) the used RIVFLOZA Pre-filled Syringe” at the end of this Instructions for Use. 	 <p>RIVFLOZA Pre-filled Syringe</p>  <p>Alcohol wipe Cotton balls or gauze Sharps disposal container</p>
<p>How should I store RIVFLOZA Pre-filled Syringe?</p> <ul style="list-style-type: none"> • Store unused RIVFLOZA Pre-filled Syringes in the refrigerator between 36°F to 46°F (2°C to 8°C). • If needed, RIVFLOZA Pre-filled Syringes can be stored between 59°F to 86°F (15°C to 30°C) for no longer than 28 days (4 weeks). Record the date RIVFLOZA was removed from the refrigerator on the carton and throw away (dispose of) if not used within 28 days. • Store RIVFLOZA Pre-filled Syringes in the original carton. • Keep RIVFLOZA Pre-filled Syringes away from direct heat and light. • Do not freeze. <p>Keep RIVFLOZA Pre-filled Syringe and all medicines out of the reach of children.</p>	
<p>A. Preparing for your injection</p>	

Step 1. Gather your supplies and place the supplies on a clean, flat surface in a well-lit area.



Alcohol wipe



Cotton balls or gauze



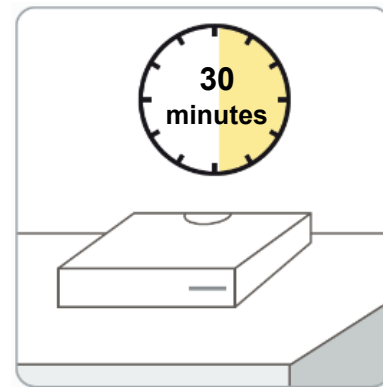
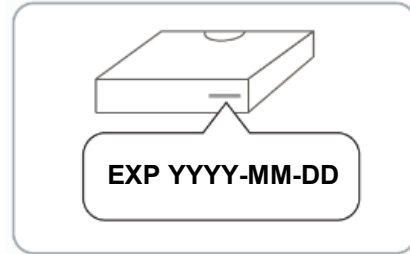
Sharps disposal container

Step 2. Remove the RIVFLOZA Pre-filled Syringe carton from the refrigerator.

- Make sure your carton contains your correct dose.
- Check the expiration date on the carton. **Do not** use if the expiration date has passed.
- Wait 30 minutes before injecting to allow the medicine in the Pre-filled Syringe to warm to room temperature.

Caution:

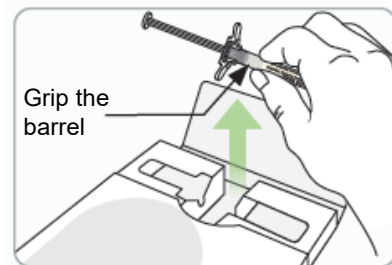
- Keep the RIVFLOZA Pre-filled Syringe in the carton and out of direct heat and sunlight.
- **Do not** warm the Pre-filled Syringe using any heat sources such as hot water or a microwave.



Step 3. Wash your hands with soap and water.

Step 4. Open the carton and remove the RIVFLOZA Pre-filled Syringe.

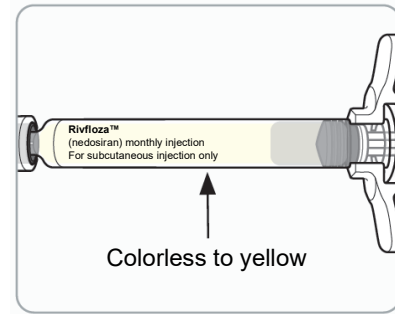
- Grip the barrel of the Pre-filled Syringe and remove it from the carton.



Step 5. Inspect the RIVFLOZA Pre-filled Syringe.

- Look at the medicine in the Pre-filled Syringe. The medicine should be colorless to yellow and free of particles.
 - **Do not** use the Pre-filled Syringe if the medicine looks cloudy, discolored, or contains particles.
- The Pre-filled Syringe should not look damaged.
 - **Do not** use the Pre-filled Syringe if it looks damaged.

You may see small air bubbles in the liquid. This is normal.



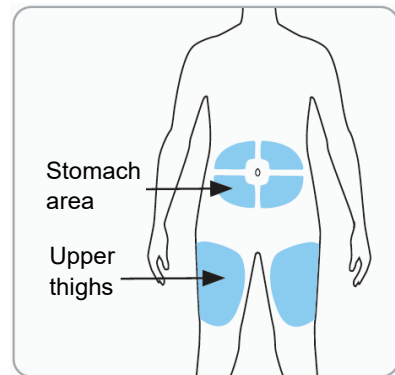
Step 6. Choose your injection site.

You may inject into skin of:

- the stomach area (abdomen) at least 2 inches from the belly button, **or**
- the upper thigh.

Caution:

- **Do not** inject into scarred or bruised skin.



Step 7. Clean your injection site.

- Clean the injection site with an alcohol wipe and let it air dry.
- **Do not** touch, wipe with other material, fan, or blow on the cleaned injection site.



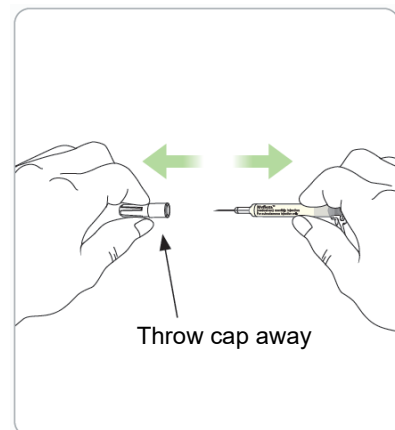
B. Giving your injection

Step 8. Remove the needle cap and throw it away in the sharps disposal container.

- Hold the Pre-filled Syringe with 1 hand and the needle pointed away from you. Pull the needle cap straight off with your other hand as shown.

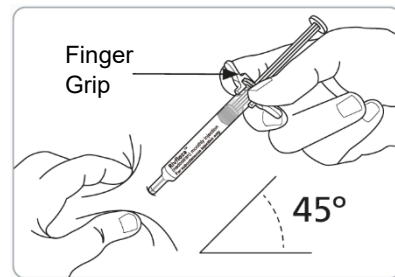
Caution:

- If the needle appears to be bent or damaged, **do not** use the Pre-filled Syringe.
- **Do not** touch or recap the needle.
- **Do not** touch the plunger rod until you are ready to inject.



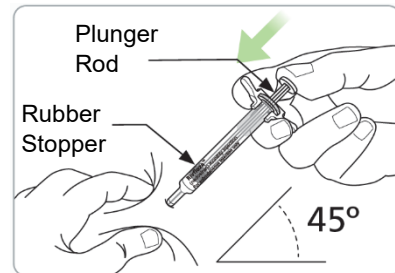
Step 9. Pinch the skin and fully insert the needle.

- Pinch the skin around the clean injection site with 1 hand.
- Grasp the finger grip of the Pre-filled Syringe with your other hand and fully insert the needle into the injection site at a 45-degree angle.



Step 10. Slowly inject all the medicine.

- Gently push the plunger rod all the way down until the Pre-filled Syringe is empty.
- You will see the rubber stopper inside the Pre-filled Syringe move to the bottom of the barrel as the medicine is injected.

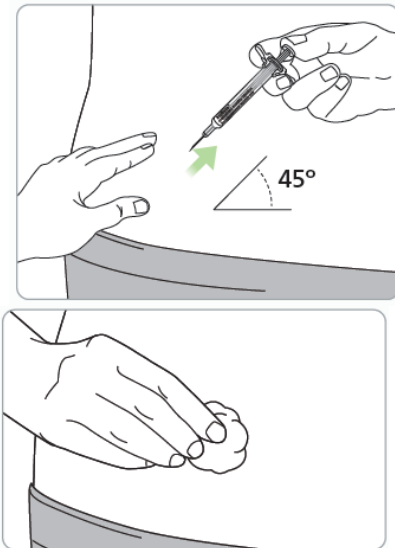


Step 11. Remove the RIVFLOZA Pre-filled Syringe from the injection site.

Caution:

- **Do not** recap the needle.

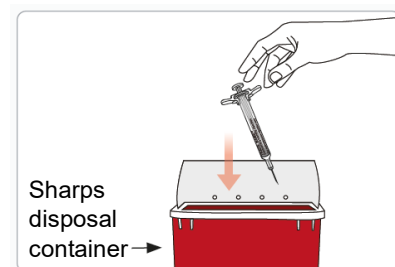
If there is bleeding, lightly press a cotton ball or gauze over the injection site.



C. After your injection

Step 12. Throw away (dispose of) the used RIVFLOZA Pre-filled Syringe.

- Put your used RIVFLOZA Pre-filled Syringe in an FDA-cleared sharps disposal container right away after use.
- **Do not** throw away (dispose of) RIVFLOZA Pre-filled Syringes and needle caps in your household trash.
- If you do not have an FDA-cleared sharps disposal container, you may use a household container that is:
 - made of a heavy-duty plastic,




<ul style="list-style-type: none"> ○ can be closed with a tight-fitting, puncture-resistant lid, without sharps being able to come out, ○ upright and stable during use, ○ leak-resistant, and ○ properly labeled to warn of hazardous waste inside the container. <ul style="list-style-type: none"> ● When your sharps disposal container is almost full, you will need to follow your community guidelines for the right way to dispose of your sharps disposal container. There may be state or local laws about how you should throw away used needles and syringes. ● For more information about safe sharps disposal, and for specific information about sharps disposal in the state that you live in, go to the FDA's website at: http://www.fda.gov/safesharpsdisposal. ● Do not dispose of your used sharps disposal container in your household trash unless your community guidelines permit this. ● Do not recycle your used sharps disposal container. 	
<p>Frequently asked questions</p>	
<p>What if I miss a dose?</p> <ul style="list-style-type: none"> ● If you miss a dose of RIVFLOZA, inject the dose as soon as possible. ● If you miss a dose of RIVFLOZA by more than 7 days, inject the dose as soon as possible and resume monthly dosing from the most recently injected dose. <p>If you have any questions about a missed dose, call your healthcare provider or pharmacist.</p>	
<p>What if I damage or break the RIVFLOZA Pre-filled Syringe?</p> <ul style="list-style-type: none"> ● Do not use a broken or damaged Pre-filled Syringe. Call your pharmacy for a replacement. 	
<p>Do I inject the full volume of the Pre-filled Syringe?</p> <ul style="list-style-type: none"> ● Yes, the Pre-filled Syringe is for one-time (single) use and contains 1 complete dose. 	

Manufactured by: Pyramid Laboratories, 3598 Cadillac Ave, Costa Mesa, CA 92626

This Instructions for Use has been approved by the U.S. Food and Drug Administration.

Issued: 09/2023

<p>INSTRUCTIONS FOR USE RIVFLOZA™ (Riv-flo-za) (nedosiran) injection, for subcutaneous use Single-dose vial</p>	
<p>This Instructions for Use contains information on how to inject RIVFLOZA using the single-dose vial in children 9 to 11 years of age weighing less than 110 pounds (50 kilograms).</p> <p>Read the Instructions for Use before using RIVFLOZA vial and each time you get a refill. There may be new information. Ask your child's healthcare provider if you have any questions.</p>	
	 <p>80mg/0.5 mL for children 9 to 11 years of age weighing less than 110 pounds (50 kilograms)</p>
<p>Important information you need to know before injecting RIVFLOZA.</p> <ul style="list-style-type: none"> Your child's healthcare provider will show you how to prepare and inject RIVFLOZA. Do not try to inject RIVFLOZA until you have been shown the right way by your child's healthcare provider. Use RIVFLOZA vials exactly as your child's healthcare provider tells you to. Your child's healthcare provider will tell you how much RIVFLOZA to inject and when to inject it. Do not use the RIVFLOZA vial if the carton is damaged or if the tamper-proof seal is not intact. Do not use the RIVFLOZA vial if the expiration date on the carton has passed. Uncap the RIVFLOZA vial only when ready to give an injection. Under the vial cap, you will see a grey rubber stopper. Do not remove it. It is supposed to be there. RIVFLOZA vials are for one-time use (single-dose) only. Do not reuse the RIVFLOZA vial. Throw away (discard of) any unused RIVFLOZA. RIVFLOZA is for injection under the skin (subcutaneous injection) only. Do not inject RIVFLOZA into a vein. 	

Supplies needed to give the injection

If your child's dose of RIVFLOZA is 0.5 mL or less, you will need the following supplies:

- 1 RIVFLOZA vial

The following supplies are not included in the carton:

- One 1 mL syringe with attached 27-gauge 1/2" needle
- Alcohol wipes
- Cotton balls or gauze
- Puncture resistant sharps disposal container. See Step 16 **"Throw away (dispose of) the used syringe(s)"** at the end of this Instructions for Use.

If your child's dose of RIVFLOZA is 0.6 mL or more, you will need the following supplies:

- 2 RIVFLOZA vials

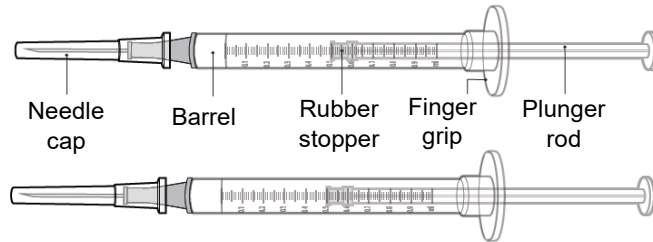
The following supplies are not included in the carton:

- Two 1 mL syringes with attached 27-gauge 1/2" needle
- Alcohol wipes
- Cotton balls or gauze
- Puncture resistant sharps disposal container. See Step 16 **"Throw away (dispose of) the used syringe(s)"** at the end of this Instructions for Use.



1 or 2
RIVFLOZA vial(s)

Each carton contains 1 vial



One or two x 1 mL syringe(s)
with attached 27-gauge 1/2" needle



Alcohol
wipes



Cotton balls
or gauze



Sharps
disposal
container

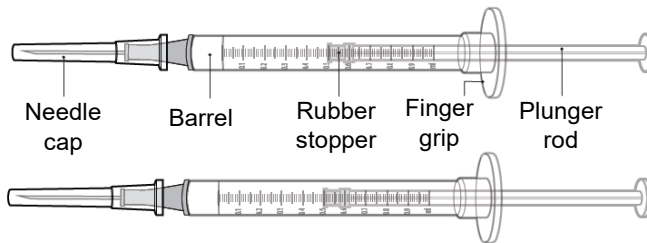
How should I store RIVFLOZA vials?

- Store RIVFLOZA vials in the refrigerator between 36°F to 46°F (2°C to 8°C).
- If needed, RIVFLOZA vials may be stored between 59°F to 86°F (15°C to 30°C) for no longer than 28 days (4 weeks). Record the date RIVFLOZA was removed from the refrigerator on the carton and throw away (dispose of) if not used within 28 days.
- Store RIVFLOZA in the original carton.
- Keep RIVFLOZA vials away from direct heat and light.
- **Do not** freeze.

Keep RIVFLOZA vials and all medicines out of the reach of children.

A. Preparing for your injection

Step 1. Gather your supplies and place the supplies on a clean, flat surface in a well-lit area.



One or two x 1 mL syringe(s)
with attached 27-gauge ½" needle



Alcohol
wipes



Cotton balls
or gauze



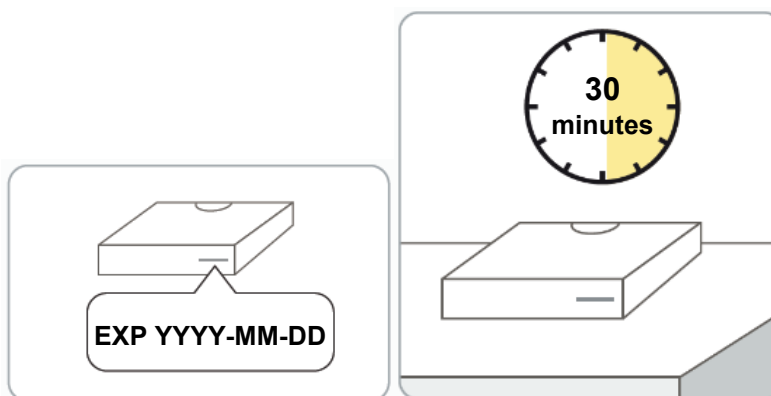
Sharps
disposal
container

Step 2. Remove the RIVFLOZA vial carton(s) from the refrigerator.

- Check the expiration date on the carton. **Do not** use if the expiration date on the carton has passed.
- Wait 30 minutes before injecting to allow the medicine in the vial to warm to room temperature.

Caution:

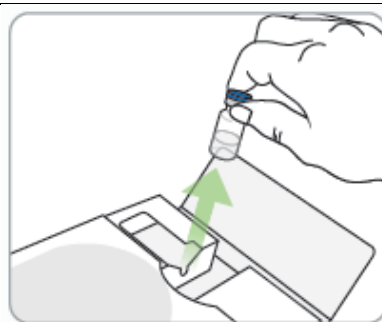
- Keep the RIVFLOZA vial in the carton and out of direct heat and sunlight.
- **Do not** warm the vial using any heat sources such as hot water or a microwave.



Step 3. Wash your hands with soap and water.

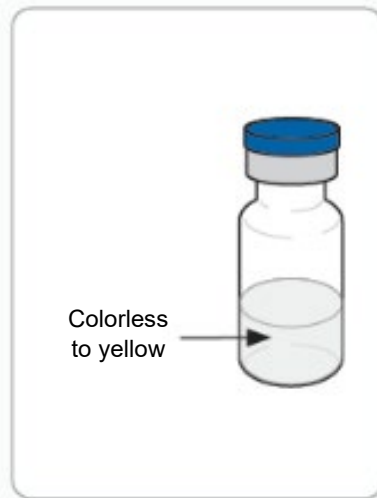
Step 4. Open the carton(s) and remove the RIVFLOZA vial(s).

- Check the vial label to make sure you have the correct medicine for your child's prescription.



Step 5. Inspect the RIVFLOZA vial(s).

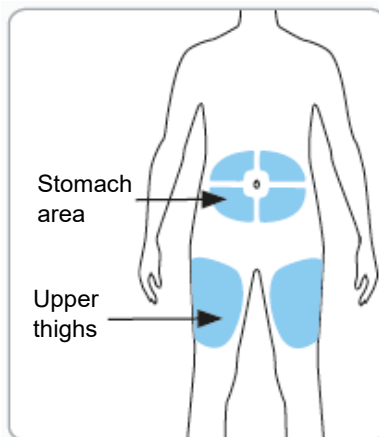
- Look at the medicine in the vial. It should be colorless to yellow and free of particles.
 - **Do not** use the vial if the medicine looks cloudy, discolored, or contains particles.
- The vial should not look damaged.
 - **Do not** use the vial if the vial looks damaged.

**Step 6. Choose the injection site(s).**

- You may inject into the skin of:
 - the stomach area (abdomen) at least 2 inches from the belly button, **or**
 - the upper thigh.
- If your child's dose is more than 0.5 mL (2 injections), inject the contents of each syringe in a different location. If both injections are in the abdomen, they should be in different areas of the abdomen.

Caution:

- **Do not** inject into scarred or bruised skin.
- **Do not** inject the contents of 2 syringes into the same location.

**Step 7. Clean the injection site(s).**

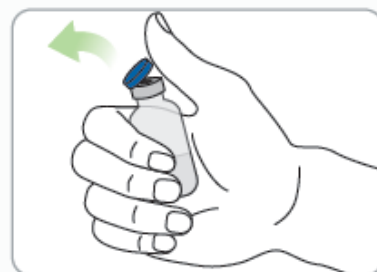
- Clean the injection site(s) with an alcohol wipe and let it air dry.
- **Do not** touch, wipe with other material, fan, or blow on the cleaned injection site(s).


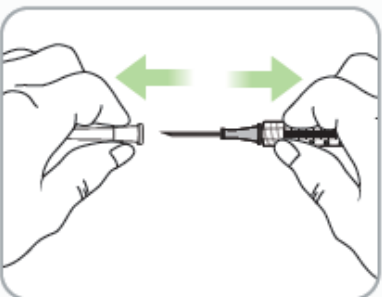
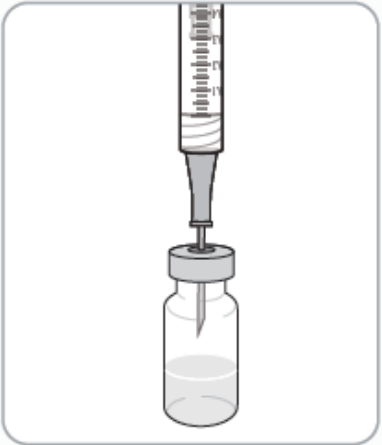
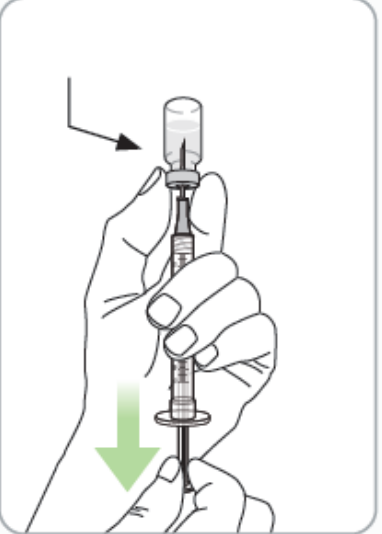
**Step 8. Prepare the vial(s).**

- Remove the cap from the vial(s) you will need.
- Clean the top of the grey rubber stopper with a **new** alcohol wipe.

Caution:

- **Do not** remove the grey rubber stopper from the vial. It is supposed to be there.



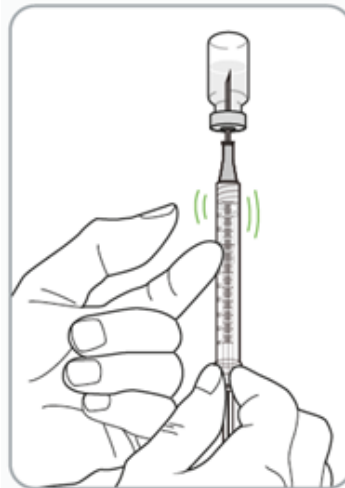
	
<p>B. Giving the injection</p>	
<p>Step 9. Remove the syringe with attached needle from the packaging and remove the needle cap. Throw the needle cap away in the sharps disposal container.</p> <ul style="list-style-type: none"> Remove the needle cap by pulling it straight off and away from your body. <p>Caution:</p> <ul style="list-style-type: none"> Take care when handling the uncapped needle. Do not touch the uncapped needle. 	
<p>Step 10. Withdraw RIVFLOZA into the syringe.</p> <p>If your child's dose is 0.5 mL or less:</p> <ul style="list-style-type: none"> Insert the needle into the grey rubber stopper on top of the vial. Turn the vial and syringe upside down. Keep the tip of the needle in the medicine. Hold the syringe and vial in 1 hand. With your other hand, slowly pull back on the plunger rod to withdraw your child's prescribed dose into the syringe. <p>If your child's dose is 0.6 mL or more:</p> <ul style="list-style-type: none"> You will need to withdraw your child's dose of RIVFLOZA from 2 vials using 2 separate syringes. Follow "If your child's dose is 0.5 mL or less" instructions to withdraw the amount of medicine needed from each vial as instructed by your child's healthcare provider. Then follow Steps 11 to 16 for each syringe to inject RIVFLOZA. 	 

Step 11. Remove any large air bubbles from the syringe.

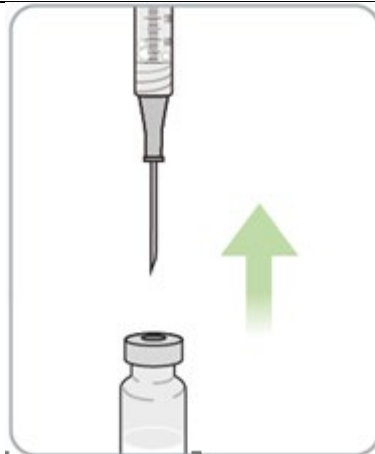
- If you see large air bubbles in the syringe, tap the side of the syringe to move any air bubbles to the top of the syringe.
- Push the plunger rod up to push the air bubbles back into the vial.
- If the syringe does not contain the correct dose after the large air bubbles are removed, you will need to pull back on the plunger rod again to fill the syringe with your child's prescribed dose.
- Look at the syringe to make sure you have the correct amount for your child's dose.

Caution:

- Be sure the syringe is free of large air bubbles before you inject.

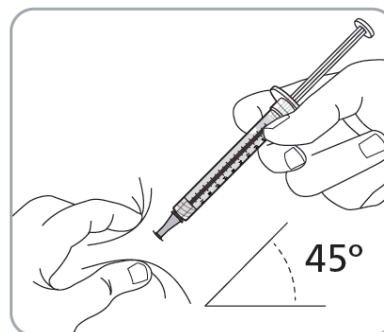


Step 12. Turn the vial and syringe back upright and remove the needle from the vial.



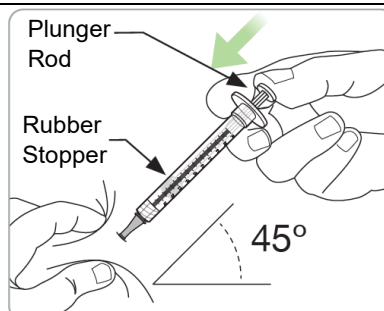
Step 13. Pinch the skin and fully insert the needle.

- Pinch the skin around the injection site with 1 hand.
- With your other hand, fully insert the needle into the skin at a 45-degree angle.
- If you are giving 2 injections, inject each syringe in a different location. If both injections are in the abdomen, they should be in different areas of the abdomen.



Step 14. Slowly inject all the medicine.

- Gently push the plunger rod all the way down until the syringe is empty.
- You will see the rubber stopper inside the syringe move to the bottom of the barrel as the medicine is injected.



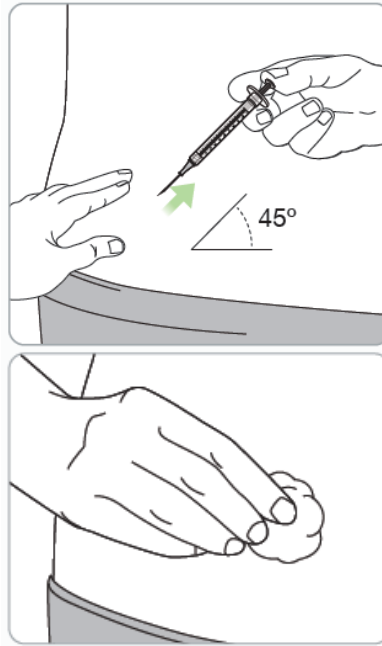
Step 15. Remove the needle from the injection site.

Caution:

- **Do not** recap the needle.
- **Do not** save or keep used syringes.

Throw away (dispose of) the used vial(s) in household trash.

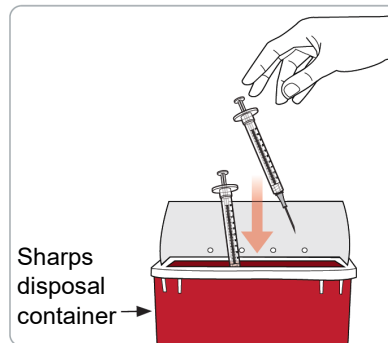
If there is bleeding, lightly press a cotton ball or gauze over the injection site.



C. After the injection

Step 16. Throw away (dispose of) the used syringe(s).

- Put your used syringe(s) with the needle still attached in an FDA-cleared sharps container right away after use.
- **Do not** throw away (dispose of) needles and syringes in your household trash.
- If you do not have an FDA-cleared sharps disposal container, you may use a household container that is:
 - made of a heavy-duty plastic,
 - can be closed with a tight-fitting, puncture-resistant lid, without sharps being able to come out,
 - upright and stable during use,
 - leak-resistant, and
 - properly labeled to warn of hazardous waste inside the container.
- When your sharps disposal container is almost full, you will need to follow your community guidelines for the right way to dispose of your sharps disposal container. There may be state or local laws about how you should throw away used needles and syringes.
- For more information about safe sharps disposal, and for specific information about sharps disposal in the state that you live in, go to the FDA's website at:
<http://www.fda.gov/safesharpsdisposal>



<ul style="list-style-type: none"> • Do not dispose of your used sharps disposal container in your household trash unless your community guidelines permit this. • Do not recycle your used sharps disposal container. 	
<p>Frequently asked questions</p>	
<p>What if a dose is missed?</p> <ul style="list-style-type: none"> • If you miss a dose of RIVFLOZA, inject the dose as soon as possible. • If you miss a dose of RIVFLOZA by more than 7 days, inject the RIVFLOZA dose as soon as possible and resume monthly dosing from the most recently injected dose. <p>If you have any questions about a missed dose, call your child's healthcare provider or pharmacist.</p>	
<p>What if I damage or break the RIVFLOZA vial?</p> <ul style="list-style-type: none"> • Do not use a broken or damaged vial. Call your pharmacy for a replacement. 	
<p>Do I inject the full volume of the vial?</p> <ul style="list-style-type: none"> • The amount of RIVFLOZA you will inject depends on your child's prescribed dose. You may need more than one vial, one vial, or less than one vial for the prescribed dose. 	
<p>What if I need 2 vials for injection?</p> <ul style="list-style-type: none"> • Use 2 separate syringes and withdraw the amount from each vial as directed by your child's healthcare provider. Give 2 separate injections in a different location. If both injections are in the abdomen, they should be in different areas of the abdomen. 	

Manufactured by: Pyramid Laboratories, 3598 Cadillac Ave, Costa Mesa, CA 92626

This Instructions for Use has been approved by the U.S. Food and Drug Administration.

Issued: 09/2023