

HIGHLIGHTS OF PRESCRIBING INFORMATION

These highlights do not include all the information needed to use PREVYMIS safely and effectively. See full prescribing information for PREVYMIS.

PREVYMIS™ (letermovir) tablets, for oral use

PREVYMIS™ (letermovir) injection, for intravenous use

Initial U.S. Approval: 2017

INDICATIONS AND USAGE

PREVYMIS is a CMV DNA terminase complex inhibitor indicated for prophylaxis of cytomegalovirus (CMV) infection and disease in adult CMV-seropositive recipients [R+] of an allogeneic hematopoietic stem cell transplant (HSCT). (1)

DOSAGE AND ADMINISTRATION

- 480 mg administered once daily orally or as an intravenous (IV) infusion over 1 hour through 100 days post-transplant. (2.1, 2.2)
- Dosage Adjustment: If PREVYMIS is co-administered with cyclosporine, the dosage of PREVYMIS should be decreased to 240 mg once daily. (2.4)

DOSAGE FORMS AND STRENGTHS

- Tablet: 240 mg; 480 mg. (3)
- Injection: 240 mg/12 mL (20 mg/mL) or 480 mg/24 mL (20 mg/mL) in a single-dose vial. (3)

CONTRAINDICATIONS

PREVYMIS is contraindicated with:

- Pimozide. (4)
- Ergot A kaloids. (4)
- Pitavastatin and simvastatin when co-administered with cyclosporine. (4)

WARNINGS AND PRECAUTIONS

- Risk of Adverse Reactions or Reduced Therapeutic Effect Due to Drug Interactions: The concomitant use of PREVYMIS with certain

drugs may result in potentially significant drug interactions, some of which may lead to adverse reactions (PREVYMIS or concomitant drugs) or reduced therapeutic effect of PREVYMIS or the concomitant drug. Consult the full prescribing information for contraindications and dosage recommendations for concomitant drugs. (4, 5.1, 7.1, 7.2, 7.3)

ADVERSE REACTIONS

Most common adverse events (occurring in at least 10% of subjects in the PREVYMIS group and at a frequency at least 2% greater than placebo) are nausea, diarrhea, vomiting, peripheral edema, cough, headache, fatigue, and abdominal pain. (6.1)

To report SUSPECTED ADVERSE REACTIONS, contact Merck Sharp & Dohme Corp., a subsidiary of Merck & Co., Inc., at 1-877-888-4231 or FDA at 1-800-FDA-1088 or www.fda.gov/medwatch.

DRUG INTERACTIONS

- Dosage Adjustment: If PREVYMIS is co-administered with cyclosporine, the dosage of PREVYMIS should be decreased to 240 mg once daily. (2.4)
- Co-administration of PREVYMIS may alter the plasma concentrations of other drugs and other drugs may alter the plasma concentrations of PREVYMIS. Consult the full prescribing information prior to and during treatment for potential drug interactions. (2.4, 4, 5.1, 7.1, 7.2, 7.3, 7.4, 12.3)

USE IN SPECIFIC POPULATIONS

- Renal Impairment: Closely monitor serum creatinine levels in patients with CLCr less than 50 mL/min using PREVYMIS injection. (8.6)
- Hepatic Impairment: PREVYMIS is not recommended for patients with severe (Child-Pugh C) hepatic impairment. (8.7)

See 17 for PATIENT COUNSELING INFORMATION and FDA-approved patient labeling.

Revised: 11/2017

FULL PRESCRIBING INFORMATION: CONTENTS*

1 INDICATIONS AND USAGE

2 DOSAGE AND ADMINISTRATION

- 2.1 Important Dosing and Administration Information
- 2.2 Recommended Dosage for Adult Patients
- 2.3 Patient Monitoring
- 2.4 Dosage Adjustment When Co-administered with Cyclosporine
- 2.5 Use in Patients with Renal Impairment
- 2.6 Use in Patients with Hepatic Impairment
- 2.7 Preparation and Administration of Intravenous Solution
- 2.8 Compatible Drug Products Used for Intravenous Administration
- 2.9 Incompatible Drug Products for Intravenous Administration

3 DOSAGE FORMS AND STRENGTHS

4 CONTRAINDICATIONS

5 WARNINGS AND PRECAUTIONS

- 5.1 Risk of Adverse Reactions or Reduced Therapeutic Effect Due to Drug Interactions

6 ADVERSE REACTIONS

- 6.1 Clinical Trials Experience

7 DRUG INTERACTIONS

- 7.1 Potential for Other Drugs to Affect PREVYMIS
- 7.2 Potential for PREVYMIS to Affect Other Drugs
- 7.3 Established and Other Potentially Significant Drug Interactions

- 7.4 Drugs without Clinically Significant Interactions with PREVYMIS

8 USE IN SPECIFIC POPULATIONS

- 8.1 Pregnancy
- 8.2 Lactation
- 8.3 Females and Males of Reproductive Potential
- 8.4 Pediatric Use
- 8.5 Geriatric Use
- 8.6 Renal Impairment
- 8.7 Hepatic Impairment

10 OVERDOSAGE

11 DESCRIPTION

12 CLINICAL PHARMACOLOGY

- 12.1 Mechanism of Action
- 12.2 Pharmacodynamics
- 12.3 Pharmacokinetics
- 12.4 Microbiology

13 NONCLINICAL TOXICOLOGY

- 13.1 Carcinogenesis, Mutagenesis, Impairment of Fertility
- 13.2 Animal Toxicology and/or Pharmacology

14 CLINICAL STUDIES

- 14.1 Adult CMV-seropositive Recipients [R+] of an Allogeneic Hematopoietic Stem Cell Transplant

16 HOW SUPPLIED/STORAGE AND HANDLING

17 PATIENT COUNSELING INFORMATION

*Sections or subsections omitted from the full prescribing information are not listed.

FULL PRESCRIBING INFORMATION

1 INDICATIONS AND USAGE

PREVYMIS™ is indicated for prophylaxis of cytomegalovirus (CMV) infection and disease in adult CMV-seropositive recipients [R+] of an allogeneic hematopoietic stem cell transplant (HSCT).

2 DOSAGE AND ADMINISTRATION

2.1 Important Dosing and Administration Information

PREVYMIS™ Tablets

- Administer with or without food.
- Swallow tablets whole.

PREVYMIS™ Injection

- Administer by intravenous infusion via a peripheral catheter or central venous line at a constant rate over 1 hour.
- Do not administer as an intravenous bolus injection.

2.2 Recommended Dosage for Adult Patients

The recommended dosage of PREVYMIS is 480 mg administered orally or intravenously once daily. Initiate PREVYMIS between Day 0 and Day 28 post-transplantation (before or after engraftment), and continue through Day 100 post-transplantation. Dosage of PREVYMIS should be adjusted when co-administered with cyclosporine [see *Dosage and Administration (2.4)*].

PREVYMIS injection, which contains hydroxypropyl betadex, should be used only in patients unable to take oral therapy. Patients should be switched to oral PREVYMIS as soon as they are able to take oral medications. PREVYMIS tablet and injection may be used interchangeably at the discretion of the physician, and no dosage adjustment is necessary when switching formulations.

2.3 Patient Monitoring

Following the completion of PREVYMIS prophylaxis, monitoring for CMV reactivation is recommended.

2.4 Dosage Adjustment When Co-administered with Cyclosporine

If oral or intravenous PREVYMIS is co-administered with cyclosporine, the dosage of PREVYMIS should be decreased to 240 mg once daily [see *Drug Interactions (7.1, 7.2, 7.3)* and *Clinical Pharmacology (12.3)*].

- If cyclosporine is initiated after starting PREVYMIS, the next dose of PREVYMIS should be decreased to 240 mg once daily.
- If cyclosporine is discontinued after starting PREVYMIS, the next dose of PREVYMIS should be increased to 480 mg once daily.
- If cyclosporine dosing is interrupted due to high cyclosporine levels, no dose adjustment of PREVYMIS is needed.

2.5 Use in Patients with Renal Impairment

- For patients with creatinine clearance (CL_{cr}) greater than 10 mL/min, no dosage adjustment of PREVYMIS is required based on renal impairment [see *Use in Specific Populations (8.6)*, and *Clinical Pharmacology (12.3)*].
- There are insufficient data in patients with CL_{cr} 10 mL/min or less or in patients on dialysis to make PREVYMIS dosing recommendations.

- In patients with CL_{cr} less than 50 mL/min receiving PREVYMIS injection, accumulation of the intravenous vehicle, hydroxypropyl betadex, may occur. Closely monitor serum creatinine levels in these patients.

2.6 Use in Patients with Hepatic Impairment

No dosage adjustment of PREVYMIS is required for patients with mild (Child-Pugh Class A) or moderate (Child-Pugh Class B) hepatic impairment. PREVYMIS is not recommended for patients with severe (Child-Pugh Class C) hepatic impairment [see *Use in Specific Populations (8.7)*].

2.7 Preparation and Administration of Intravenous Solution

PREVYMIS injection is supplied in 30 mL single-dose vials containing either 240 mg/12 mL per vial (20 mg/mL) or 480 mg/24 mL per vial (20 mg/mL). The preparation and administration instructions are the same for either dose.

PREVYMIS vials are for single use only. Discard any unused portion.

Preparation and Administration Instructions

- PREVYMIS must be diluted prior to intravenous (IV) use.
- Inspect vial contents for discoloration and particulate matter prior to dilution. PREVYMIS injection is a clear colorless solution. Do not use the vial if the solution is discolored or contains visible particles.
- Do not shake PREVYMIS vial.
- Add one single-dose vial of PREVYMIS injection into a 250 mL pre-filled IV bag containing either 0.9% Sodium Chloride Injection, USP or 5% Dextrose Injection, USP and mix bag gently. Do not shake. Only 0.9% Sodium Chloride and 5% Dextrose are chemically and physically compatible with PREVYMIS injection.
- Use compatible IV bags and infusion set materials. PREVYMIS injection is compatible with the following IV bags and infusion set materials. PREVYMIS injection is not recommended with any IV bags or infusion set materials not listed below (note that PREVYMIS injection is not recommended for use with polyurethane-containing IV administration set tubing).

IV Bags Materials:

Polyvinyl chloride (PVC), ethylene vinyl acetate (EVA) and polyolefin (polypropylene and polyethylene)

Infusion Sets Materials:

PVC, polyethylene (PE), polybutadiene (PBD), silicone rubber (SR), styrene-butadiene copolymer (SBC), styrene-butadiene-styrene copolymer (SBS), polystyrene (PS)

Plasticizers:

Diethylhexyl phthalate (DEHP), tris (2-ethylhexyl) trimellitate (TOTM), benzyl butyl phthalate (BBP)

Catheters:

Radiopaque polyurethane

- Once diluted, the solution of PREVYMIS is clear, and ranges from colorless to yellow. Variations of color within this range do not affect the quality of the product. Parenteral drug products should be inspected visually for particulate matter and discoloration prior to administration, whenever solution and container permit. Discard if discoloration or visible particles are observed.

- The diluted solution is stable for up to 24 hours at room temperature or up to 48 hours under refrigeration at 2°C to 8°C (36°F to 46°F) (this time includes storage of the diluted solution in the intravenous bag through the duration of infusion).
- Administer the entire contents of the intravenous bag by intravenous infusion via a peripheral catheter or central venous line at a constant rate over 1 hour [see *Dosage and Administration (2.1)*].

2.8 Compatible Drug Products Used for Intravenous Administration

Compatible Drug Products

The physical compatibility of PREVYMIS injection with selected injectable drug products was evaluated in two commonly available diluents. PREVYMIS should not be co-administered through the same intravenous line (or cannula) with other drug products and diluent combinations except those listed below. Refer to the respective prescribing information of the co-administered drug(s) to confirm compatibility of simultaneous co-administration.

List of Compatible Drug Products when PREVYMIS and Drug Products are Prepared in 0.9% Sodium Chloride Injection, USP:

Ampicillin sodium, ampicillin sodium/sulbactam sodium, anti-thymocyte globulin, caspofungin, daptomycin, fentanyl citrate, fluconazole, furosemide, human insulin, magnesium sulfate, methotrexate, micafungin.

List of Compatible Drug Products when PREVYMIS and Drug Products are Prepared in 5% Dextrose Injection, USP:

Amphotericin B (lipid complex)*, anidulafungin, ceftazolin sodium, ceftaroline, ceftriaxone sodium, doripenem, famotidine, folic acid, ganciclovir sodium, hydrocortisone sodium succinate, morphine sulfate, norepinephrine bitartrate, pantoprazole sodium, potassium chloride, potassium phosphate, tacrolimus, telavancin, tigecycline.

*Amphotericin B (lipid complex) is compatible with PREVYMIS. However, Amphotericin B (liposomal) is incompatible [see *Dosage and Administration (2.9)*].

2.9 Incompatible Drug Products for Intravenous Administration

Incompatible Drug Products

PREVYMIS injection is physically incompatible with amiodarone hydrochloride, amphotericin B (liposomal), aztreonam, cefepime hydrochloride, ciprofloxacin, cyclosporine, diltiazem hydrochloride, filgrastim, gentamicin sulfate, levofloxacin, linezolid, lorazepam, midazolam HCl, mycophenolate mofetil hydrochloride, ondansetron, palonosetron.

3 DOSAGE FORMS AND STRENGTHS

Tablets

- PREVYMIS 240 mg tablet: yellow oval tablet with “591” on one side and Merck logo on the other side.
- PREVYMIS 480 mg tablet: pink oval, bi-convex tablet with “595” on one side and Merck logo on the other side.

Injection

- PREVYMIS 240 mg/12 mL (20 mg/mL) injection: clear solution in a single-dose vial.
- PREVYMIS 480 mg/24 mL (20 mg/mL) injection: clear solution in a single-dose vial.

4 CONTRAINDICATIONS

- PREVMIS is contraindicated in patients receiving pimozide or ergot alkaloids:
 - Pimozide: Concomitant administration of PREVMIS in patients receiving pimozide may result in increased concentrations of pimozide due to inhibition of cytochrome P450 3A (CYP3A) by letermovir, which may lead to QT prolongation and torsades de pointes [see *Warnings and Precautions (5.1) and Drug Interactions (7.2, 7.3)*].
 - Ergot alkaloids: Concomitant administration of PREVMIS in patients receiving ergot alkaloids may result in increased concentrations of ergot alkaloids (ergotamine and dihydroergotamine) due to inhibition of CYP3A by letermovir, which may lead to ergotism [see *Warnings and Precautions (5.1) and Drug Interactions (7.2, 7.3)*].
- PREVMIS is contraindicated with pitavastatin and simvastatin when co-administered with cyclosporine. Concomitant administration of PREVMIS in combination with cyclosporine may result in significantly increased pitavastatin or simvastatin concentrations, which may lead to myopathy or rhabdomyolysis [see *Warnings and Precautions (5.1) and Drug Interactions (7.2, 7.3)*].

5 WARNINGS AND PRECAUTIONS

5.1 Risk of Adverse Reactions or Reduced Therapeutic Effect Due to Drug Interactions

The concomitant use of PREVMIS and certain drugs may result in potentially significant drug interactions, some of which may lead to adverse reactions (PREVMIS or concomitant drugs) or reduced therapeutic effect of PREVMIS or the concomitant drug [see *Contraindications (4) and Drug Interactions (7.1, 7.2, 7.3)*].

See Table 3 for steps to prevent or manage these possible or known significant drug interactions, including dosing recommendations. Consider the potential for drug interactions prior to and during PREVMIS therapy; review concomitant medications during PREVMIS therapy; and monitor for adverse reactions associated with PREVMIS and concomitant medications.

6 ADVERSE REACTIONS

6.1 Clinical Trials Experience

Because clinical trials are conducted under widely varying conditions, adverse reaction rates observed in the clinical trials of a drug cannot be directly compared to rates in the clinical trials of another drug and may not reflect the rates observed in practice.

Adult CMV-seropositive Recipients [R+] of an Allogeneic HSCT

The safety of PREVMIS was evaluated in one Phase 3 randomized, double-blind, placebo-controlled trial (P001) in which 565 subjects were randomized and treated with PREVMIS (N=373) or placebo (N=192) through Week 14 post-transplant. Adverse events were those reported while subjects were on study medication or within two weeks of study medication completion/discontinuation. The mean time for reporting adverse events and laboratory abnormalities was approximately 22% longer in the PREVMIS arm compared to the placebo arm.

Cardiac Adverse Events:

The cardiac adverse event rate (regardless of investigator-assessed causality) was higher in subjects receiving PREVMIS (13%) compared to subjects receiving placebo (6%). The most common cardiac adverse events were tachycardia (reported in 4% of PREVMIS subjects and in 2% of placebo subjects) and atrial fibrillation (reported in 3% of PREVMIS subjects and in 1% of placebo subjects). Among those

subjects who experienced one or more cardiac adverse events, 85% of PREVYMIS and 92% of placebo subjects had events reported as mild or moderate in severity.

Common Adverse Events

The rate of adverse events occurring in at least 10% of subjects in the PREVYMIS group and at a frequency at least 2% greater than placebo are outlined in Table 1.

Table 1: Trial P001 All Grade Adverse Events Reported in ≥ 10% of PREVYMIS-Treated HSCT Recipients at a Frequency at least 2% Greater than Placebo

Adverse Events	PREVYMIS (N=373)	Placebo (N=192)
nausea	27%	23%
diarrhea	26%	24%
vomiting	19%	14%
peripheral edema	14%	9%
cough	14%	10%
headache	14%	9%
fatigue	13%	11%
abdominal pain	12%	9%

Overall, similar proportions of subjects in each group discontinued study medication due to an adverse event (13% of PREVYMIS subjects vs. 12% of placebo subjects). The most frequently reported adverse event that led to study drug discontinuation was nausea, occurring in 2% of PREVYMIS subjects and 1% of placebo subjects. Hypersensitivity reaction, with associated moderate dyspnea, occurred in one subject following the first infusion of IV PREVYMIS after switching from oral PREVYMIS, leading to treatment discontinuation.

Laboratory Abnormalities

Selected laboratory abnormalities reported during treatment or within 2 weeks of stopping treatment are presented in the table below.

Table 2: Trial P001 Selected Laboratory Abnormalities

	PREVYMIS N=373	Placebo N=192
Absolute neutrophil count (cells/ μ L)		
< 500	19%	19%
500 – < 750	4%	7%
750 – < 1000	8%	9%
Hemoglobin (g/dL)		
< 6.5	2%	1%
6.5 – < 8.0	14%	15%
8.0 – < 9.5	41%	43%
Platelets (cells/ μ L)		

< 25000	27%	21%
25000 – < 50000	17%	18%
50000 – < 100000	20%	30%
Serum creatinine (mg/dL)		
> 2.5	2%	3%
> 1.5 – 2.5	17%	20%

The median time to engraftment (defined as absolute neutrophil count $\geq 500/\text{mm}^3$ on 3 consecutive days after transplantation) was 19 days in the PREVYMIS group and 18 days in the placebo group.

7 DRUG INTERACTIONS

7.1 Potential for Other Drugs to Affect PREVYMIS

Letermovir is a substrate of organic anion-transporting polypeptide 1B1/3 (OATP1B1/3) transporters. Co-administration of PREVYMIS with drugs that are inhibitors of OATP1B1/3 transporters may result in increases in letermovir plasma concentrations (Table 3).

7.2 Potential for PREVYMIS to Affect Other Drugs

Co-administration of PREVYMIS with midazolam results in increased midazolam plasma concentrations, indicating that letermovir is a moderate inhibitor of CYP3A [see *Clinical Pharmacology (12.3)*]. Co-administration of PREVYMIS with drugs that are CYP3A substrates may result in clinically relevant increases in the plasma concentrations of co-administered CYP3A substrates (Table 3) [see *Contraindications (4) and Warnings and Precautions (5.1)*].

Letermovir is an inhibitor of OATP1B1/3 transporters. Co-administration of PREVYMIS with drugs that are substrates of OATP1B1/3 transporters may result in a clinically relevant increase in plasma concentrations of co-administered OATP1B1/3 substrates (Table 3).

The magnitude of CYP3A- and OATP1B1/3-mediated drug interactions on co-administered drugs may be different when PREVYMIS is co-administered with cyclosporine. See the prescribing information for cyclosporine for information on drug interactions with cyclosporine.

7.3 Established and Other Potentially Significant Drug Interactions

If dose adjustments of concomitant medications are made due to treatment with PREVYMIS, doses should be readjusted after treatment with PREVYMIS is completed.

Table 3 provides a listing of established or potentially clinically significant drug interactions. The drug interactions described are based on studies conducted with PREVYMIS or are predicted drug interactions that may occur with PREVYMIS [see *Contraindications (4), Warnings and Precautions (5.1), and Clinical Pharmacology (12.3)*].

Table 3: Potentially Significant Drug Interactions: Alteration in Dose May Be Recommended Based on Results from Drug Interaction Studies or Predicted Interactions* (Information in the

Table Applies to Co-administration of PREVYMIS and the Concomitant Drug without Cyclosporine, Unless Otherwise Indicated)

Concomitant Drug Class and/or Clearance Pathway: Drug Name	Effect on Concentration†	Clinical Comments
Anti-arrhythmic agents		
amiodarone	↑ amiodarone	Close clinical monitoring for adverse events related to amiodarone is recommended during co-administration. Frequently monitor amiodarone concentrations when amiodarone is co-administered with PREVYMIS.
Anticoagulants		
warfarin	↓ warfarin	When PREVYMIS is co-administered with warfarin, frequently monitor International Normalized Ratio (INR) [§] .
Anticonvulsants		
phenytoin	↓ phenytoin	When PREVYMIS is co-administered with phenytoin, frequently monitor phenytoin concentrations [§] .
Antidiabetic agents		
Examples: glyburide, repaglinide, rosiglitazone	↑ glyburide ↑ repaglinide ↑ rosiglitazone	When PREVYMIS is co-administered with glyburide, repaglinide, or rosiglitazone, frequently monitor glucose concentrations [§] . When PREVYMIS is co-administered with cyclosporine, use of repaglinide is not recommended.
Antifungals		
voriconazole [‡]	↓ voriconazole	If concomitant administration of voriconazole is necessary, closely monitor for reduced effectiveness of voriconazole [§] .
Antimycobacterial		
rifampin	↓ letermovir	Co-administration of PREVYMIS and rifampin is not recommended.
Antipsychotics		
pimozide	↑ pimozide	Co-administration is contraindicated due to risk of QT prolongation and torsades de pointes [see <i>Contraindications (4)</i>].

Ergot alkaloids		
ergotamine, dihydroergotamine	↑ ergotamine, dihydroergotamine	Co-administration is contraindicated due to risk of ergotism [see <i>Contraindications (4)</i>].
HMG-CoA Reductase Inhibitors		
atorvastatin [‡]	↑ atorvastatin	When PREVYMIS is co-administered with atorvastatin, do not exceed an atorvastatin dosage of 20 mg daily [§] . Closely monitor patients for myopathy and rhabdomyolysis. When PREVYMIS is co-administered with cyclosporine, use of atorvastatin is not recommended.
pitavastatin, simvastatin	↑ HMG-CoA reductase inhibitors	Co-administration of PREVYMIS and pitavastatin or simvastatin is not recommended. When PREVYMIS is co-administered with cyclosporine, use of either pitavastatin or simvastatin is contraindicated due to significantly increased pitavastatin or simvastatin concentrations and risk of myopathy or rhabdomyolysis [see <i>Contraindications (4)</i>].
fluvastatin, lovastatin, pravastatin, rosuvastatin	↑ HMG-CoA reductase inhibitors	When PREVYMIS is co-administered with these statins, a statin dosage reduction may be necessary [§] . Closely monitor patients for myopathy and rhabdomyolysis. When PREVYMIS is co-administered with cyclosporine, use of lovastatin is not recommended. When PREVYMIS is co-administered with cyclosporine, refer to the statin prescribing information for specific statin dosing recommendations.
Immunosuppressants		
cyclosporine [‡]	↑ cyclosporine ↑ letermovir	Decrease the dosage of PREVYMIS to 240 mg once daily [see <i>Dosage and Administration (2.4)</i> and <i>Clinical Pharmacology (12.3)</i>]. Frequently monitor cyclosporine whole blood concentrations during treatment and after discontinuation of PREVYMIS and adjust the dose of cyclosporine accordingly [§] .
sirolimus [‡]	↑ sirolimus	When PREVYMIS is co-administered with sirolimus, frequently monitor sirolimus whole blood concentrations during treatment and after discontinuation of PREVYMIS and adjust the dose of sirolimus accordingly [§] .

		When PREVYMIS is co-administered with cyclosporine and sirolimus, refer to the sirolimus prescribing information for specific sirolimus dosing recommendations [§] .
tacrolimus [‡]	↑ tacrolimus	Frequently monitor tacrolimus whole blood concentrations during treatment and after discontinuation of PREVYMIS and adjust the dose of tacrolimus accordingly [§] .
Proton pump inhibitors		
omeprazole	↓ omeprazole	Clinical monitoring and dose adjustment may be needed.
pantoprazole	↓ pantoprazole	Clinical monitoring and dose adjustment may be needed.
CYP3A Substrates		
Examples: alfentanil, fentanyl, midazolam, and quinidine	↑ CYP3A substrate	When PREVYMIS is co-administered with a CYP3A substrate, refer to the prescribing information for dosing of the CYP3A substrate with a moderate CYP3A inhibitor [§] . When PREVYMIS is co-administered with cyclosporine, the combined effect on CYP3A substrates may be similar to a strong CYP3A inhibitor. Refer to the prescribing information for dosing of the CYP3A substrate with a strong CYP3A inhibitor [§] . CYP3A substrates pimozone and ergot alkaloids are contraindicated [see <i>Contraindications (4)</i>].
<p>* This table is not all inclusive. [†] ↓ =decrease, ↑=increase [‡] These interactions have been studied [see <i>Clinical Pharmacology (12.3)</i>]. [§] Refer to the respective prescribing information.</p>		

7.4 Drugs without Clinically Significant Interactions with PREVYMIS

No clinically significant interactions were observed in clinical drug-drug interaction studies of letermovir and acyclovir, digoxin, mycophenolate mofetil, posaconazole, ethinyl estradiol, and levonorgestrel.

8 USE IN SPECIFIC POPULATIONS

8.1 Pregnancy

Risk Summary

No adequate human data are available to establish whether PREVYMIS poses a risk to pregnancy outcomes. In animal reproduction studies, embryo-fetal developmental toxicity (including fetal malformations) was observed in rats during the period of organogenesis at letermovir exposures (AUC) 11 times higher than human exposure at the recommended human dose (RHD). In rabbits, no embryo-fetal developmental toxicity was noted at exposures that were not maternally toxic (up to letermovir exposures 2 times higher than human exposure at the RHD). In a rat pre/post-natal development study, total litter loss

was observed at maternal letermovir exposures approximately 2 times higher than human exposure at the RHD (see *Data*).

The background risk of major birth defects and miscarriage for the indicated population is unknown. In the U.S. general population, the estimated background risk of major birth defects and miscarriage in clinically recognized pregnancies is 2-4% and 15-20%, respectively.

Data

Animal Data

Letermovir was administered orally to pregnant rats at 0, 10, 50 or 250 mg/kg/day from gestation days 6 to 17. Developmental toxicities, including skeletal malformations and umbilical cord shortening, were observed at 250 mg/kg/day (approximately 11 times higher than human exposure at the RHD). In addition, decreased fetal body weight and skeletal variations (due to maternal toxicity) were observed at this dose. No embryo-fetal toxicities were observed at 50 mg/kg/day (approximately 3 times higher than human exposure at the RHD).

Letermovir was administered orally to pregnant rabbits at 0, 25, 75 or 225 mg/kg/day from gestation days 6 to 20. Developmental toxicities, including spontaneous abortion, increased post-implantation loss, and skeletal variations, were observed at a maternally toxic dose (225 mg/kg/day; approximately 2 times higher than human exposure at the RHD). No embryo-fetal toxicities were observed at 75 mg/kg/day (less than human exposure at the RHD).

In the pre/post-natal development study, letermovir was administered orally to pregnant rats at 0, 10, 45 or 180 mg/kg/day from gestation day 6 to lactation day 22. At 180 mg/kg/day (approximately 2 times higher than human exposure at the RHD), total litter loss due to stillbirth or possible maternal neglect was observed in 5 of 23 pregnant females by post-partum/lactation day 4. In surviving offspring, slight developmental delays in vaginal opening and pinna unfolding were accompanied by reduced body weight gain at this dose. No toxicities were observed at 45 mg/kg/day (similar to human exposure at the RHD).

8.2 Lactation

Risk Summary

It is not known whether letermovir is present in human breast milk, affects human milk production, or has effects on the breastfed child.

When administered to lactating rats, letermovir was present in the milk of lactating rats as well as the blood of nursing pups (see *Data*).

The developmental and health benefits of breastfeeding should be considered along with the mother's clinical need for PREVYMIS and any potential adverse effects on the breastfed child from PREVYMIS or from the underlying maternal condition.

Data

In a lactation study, letermovir was excreted in milk when administered intravenously (at 10 mg/kg) to lactating rats on post-partum/lactation day 10. Letermovir was also detected in the blood of nursing pups on post-partum/lactation day 21 in the pre/post-natal developmental study.

8.3 Females and Males of Reproductive Potential

Infertility

There are no data on the effect of letermovir on human fertility. Decreased fertility due to testicular toxicity was observed in male rats [see *Nonclinical Toxicology (13.1) and (13.2)*].

8.4 Pediatric Use

Safety and efficacy of PREVYMIS in patients below 18 years of age have not been established.

8.5 Geriatric Use

Of the 373 subjects treated with PREVMIS in Trial P001, 56 (15%) subjects were 65 years of age or older. Safety and efficacy were similar across older and younger subjects. No dosage adjustment of PREVMIS is required based on age [see *Clinical Pharmacology* (12.3)].

8.6 Renal Impairment

For patients with CL_{cr} greater than 10 mL/min (by Cockcroft-Gault equation), no dosage adjustment of PREVMIS is required based on renal impairment [see *Clinical Pharmacology* (12.3)]. The safety of PREVMIS in patients with end-stage renal disease (CL_{cr} less than 10 mL/min), including patients on dialysis, is unknown.

In patients with CL_{cr} less than 50 mL/min receiving PREVMIS injection, accumulation of the intravenous vehicle, hydroxypropyl betadex, could occur. Closely monitor serum creatinine levels in these patients.

8.7 Hepatic Impairment

No dosage adjustment of PREVMIS is required for patients with mild (Child-Pugh Class A) or moderate (Child-Pugh Class B) hepatic impairment. PREVMIS is not recommended for patients with severe (Child-Pugh Class C) hepatic impairment [see *Clinical Pharmacology* (12.3)].

10 OVERDOSAGE

There is no specific antidote for overdose with PREVMIS. In case of overdose, it is recommended that the patient be monitored for adverse reactions and appropriate symptomatic treatment be instituted.

It is unknown whether dialysis will result in meaningful removal of PREVMIS from systemic circulation.

11 DESCRIPTION

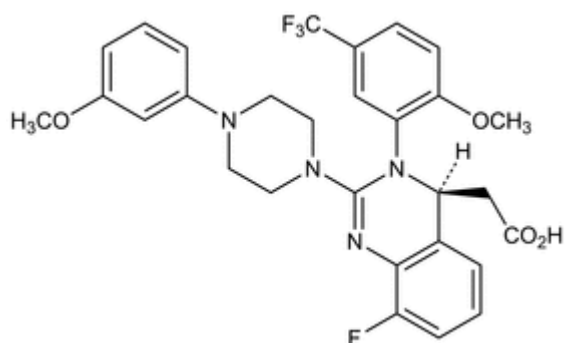
PREVMIS contains letermovir, an inhibitor of the CMV DNA terminase complex, and is administered orally or by intravenous infusion.

PREVMIS is available as 240 mg and 480 mg tablets. PREVMIS tablets contain either 240 mg or 480 mg of letermovir and the following inactive ingredients: colloidal silicon dioxide, croscarmellose sodium, magnesium stearate, microcrystalline cellulose, povidone 25, and film-coated with a coating material containing the following inactive ingredients: hypromellose 2910, iron oxide red (only for 480 mg tablets), iron oxide yellow, lactose monohydrate, titanium dioxide, and triacetin, Carnauba wax is added as a polishing agent.

PREVMIS is also available as 240 mg and 480 mg injection for intravenous infusion. PREVMIS injection is a clear, preservative-free sterile solution in single-dose vials of either 240 mg or 480 mg per vial. Each 1 mL of solution contains 20 mg letermovir, hydroxypropyl betadex (150 mg), sodium chloride (3.1 mg), sodium hydroxide (1.2 mg), and Water for Injection, USP. The amount of sodium hydroxide may be adjusted to achieve a pH of approximately 7.5.

Letermovir has a molecular formula of C₂₉H₂₈F₄N₄O₄ and a molecular weight of 572.55. The chemical name for letermovir is (4S)-2-{8-Fluoro-2-[4-(3-methoxyphenyl)piperazin-1-yl]-3-[2-methoxy-5-(trifluoromethyl)phenyl]-3,4-dihydroquinazolin-4-yl}acetic acid. Letermovir is very slightly soluble in water.

The chemical structure of letermovir is:



12 CLINICAL PHARMACOLOGY

12.1 Mechanism of Action

PREVMIS is an antiviral drug against CMV [see *Microbiology (12.4)*].

12.2 Pharmacodynamics

Cardiac Electrophysiology

In a thorough QT trial in healthy subjects, letermovir at the therapeutic IV dose or at a dose of 2 times the approved IV dose did not prolong QTc to any clinically relevant extent.

12.3 Pharmacokinetics

The pharmacokinetic properties of letermovir are displayed in Table 4.

Table 4: Absorption, Distribution, Metabolism, Elimination (ADME), and Pharmacokinetic Properties of PREVMIS*

Pharmacokinetics in HSCT Recipients	
Treatment Regimen	Steady-state median (90% prediction interval) AUC (ng•hr/mL) of PREVMIS
480 mg oral once daily, no cyclosporine	34,400 (16,900, 73,700)
480 mg IV once daily, no cyclosporine	100,000 (65,300, 148,000)
240 mg oral once daily, with cyclosporine	60,800 (28,700, 122,000)
240 mg IV once daily, with cyclosporine	70,300 (46,200, 106,000)
Pharmacokinetics in Healthy Subjects	
Treatment Regimen	Steady-state geometric mean AUC and Cmax of PREVMIS
480 mg oral once daily	Cmax: 13,000 ng/mL AUC: 71,500 ng•hr/mL
Dose proportionality	Greater than proportional following single and multiple oral or IV doses of PREVMIS 240 mg and 480 mg

Accumulation ratio [†]	C _{max} : 1.03 AUC: 1.22
Time to steady-state	9-10 days
Absorption	
Bioavailability	Healthy subjects administered PREVYMIS without cyclosporine: 94% at an oral dose range of 240 mg to 480 mg HSCT recipients administered PREVYMIS without cyclosporine: 35% with 480 mg oral once daily HSCT recipients administered PREVYMIS with cyclosporine: 85% with 240 mg oral once daily
Median T _{max} (hr)	45 min to 2.25 hr
Effect of food (relative to fasting) [‡]	AUC: 99.63% [84.27% - 117.80%] C _{max} : 129.82% [104.35% -161.50%]
Distribution	
Mean steady-state volume of distribution	45.5 L following IV administration in HSCT recipients
% <i>In vitro</i> bound to human plasma proteins	99% across the concentration range of 0.2 to 50 mg/L
<i>In vitro</i> blood-to plasma ratio	0.56 across the concentration range of 0.1 to 10 mg/L
Metabolism	
<i>In vitro</i> metabolism	UGT1A1/1A3 (minor)
Drug-related component in plasma	97% unchanged parent No major metabolites detected in plasma
Elimination	
Route of elimination	Hepatic uptake (OATP1B1/3)
Mean terminal t _{1/2} (hr)	12 hrs after dosing of PREVYMIS 480 mg IV once daily
% of dose excreted in feces [§]	93%
% of dose excreted in urine [§]	<2%
% of unchanged drug excreted in feces [§]	70%
<p>* Values were obtained in studies of healthy subjects unless otherwise indicated.</p> <p>† Based on geometric mean data.</p> <p>‡ Values refer to geometric mean ratio [fed/fasted] percentage and 90% confidence interval back transformed from linear mixed-effects model performed on natural log-transformed values. The meal</p>	

administered was a standard high fat and high calorie meal (33 grams protein, 65 grams carbohydrates, 58 grams fat; 920 total calories).

§ Single oral administration of radiolabeled letermovir in mass balance study.

Specific Populations

Pediatric Population

The pharmacokinetics of letermovir in patients less than 18 years of age have not been evaluated.

Age, Gender, Race, and Weight

Age (18 to 78 years), gender, race (White vs. non-White), and body weight (up to 100 kg) did not have a clinically significant effect on the pharmacokinetics of letermovir.

Renal Impairment

Letermovir AUC was approximately 1.9- and 1.4-fold higher in subjects with moderate (eGFR greater than or equal to 30 to 59 mL/min/1.73m²) and severe (eGFR less than 30 mL/min/1.73m²) renal impairment, respectively, compared to healthy subjects.

Hydroxypropyl betadex present in the intravenous letermovir formulation is mainly eliminated by glomerular filtration. Decreased elimination of hydroxypropyl betadex has been reported in the literature in patients with severe renal impairment.

Hepatic Impairment

Letermovir AUC was approximately 1.6- and 3.8-fold higher in subjects with moderate (Child-Pugh Class B [CP-B], score of 7-9) and severe (Child-Pugh Class C [CP-C], score of 10-15) hepatic impairment, respectively, compared to healthy subjects.

Drug Interaction Studies

Drug interaction studies were performed in healthy subjects with PREVMIS and drugs likely to be co-administered or drugs commonly used as probes for pharmacokinetic interactions (see Table 5 and Table 6).

In vitro results indicate that letermovir is a substrate of drug metabolizing enzymes CYP3A, CYP2D6, UGT1A1, and UGT1A3, and transporters OATP1B1/3 and P-gp. Oxidative metabolism is considered to be a minor elimination pathway based on *in vivo* human data. Inhibitors of OATP1B1/3 may result in increases in letermovir plasma concentrations. Changes in letermovir plasma concentrations due to inhibition of P-gp or UGTs are not anticipated to be clinically relevant.

Based on *in vitro* studies, the metabolism of letermovir is not mediated by CYP1A2, CYP2A6, CYP2B6, CYP2C8, CYP2C9, CYP2C18, CYP2C19, CYP2E1, CYP4A11, UGT1A4, UGT1A6, UGT1A7, UGT1A8, UGT1A9, UGT1A10, UGT2B4, UGT2B7, UGT2B15, or UGT2B17. The transport of letermovir is not mediated by OATP2B1, OCT1, OAT1, BCRP, or MRP2 *in vitro*.

Letermovir is a time-dependent inhibitor and inducer of CYP3A *in vitro*. Co-administration of PREVMIS with midazolam resulted in increased exposure of midazolam, indicating that the net effect of letermovir on CYP3A is moderate inhibition (see Table 6). Based on these results, co-administration of PREVMIS with CYP3A substrates may increase the plasma concentrations of the CYP3A substrates [see *Contraindications* (4), *Warnings and Precautions* (5.1), *Drug Interactions* (7.2, 7.3), and Table 3]. Letermovir is a reversible inhibitor of CYP2C8 *in vitro*. When co-administered with PREVMIS, plasma concentrations of CYP2C8 substrates are predicted to be increased [see *Table 3 in Drug Interactions* (7.3)]. Co-administration of PREVMIS reduced the exposure of voriconazole, most likely due to the induction of voriconazole elimination pathways, CYP2C9 and CYP2C19. Co-administration of PREVMIS with CYP2C9 and CYP2C19 substrates may decrease the plasma concentrations of the CYP2C9 and CYP2C19

substrates [see Table 3 in Drug Interactions (7.3)]. Letemovir is an inducer of CYP2B6 *in vitro*; the clinical relevance is unknown.

Letemovir inhibited efflux transporters P-gp, breast cancer resistance protein (BCRP), bile salt export pump (BSEP), multidrug resistance-associated protein 2 (MRP2), OAT3, and hepatic uptake transporter OATP1B1/3 *in vitro*. Co-administration of PREVYMIS with substrates of OATP1B1/3 transporters (e.g. atorvastatin, a known substrate of CYP3A, OATP1B1/3, and potentially BCRP) may result in a clinically relevant increase in plasma concentrations of OATP1B1/3 substrates [see Table 3 in Drug Interactions (7.3)]. There were no clinically relevant changes in plasma concentrations of digoxin, a P-gp substrate, or acyclovir, an OAT3 substrate, following co-administration with PREVYMIS in clinical studies (see Table 6). The effect of letemovir on BCRP, BSEP, and MRP2 substrates was not evaluated in clinical studies; the clinical relevance is unknown.

Based on *in vitro* results letemovir is not an inhibitor of CYP1A2, CYP2A6, CYP2C9, CYP2C19, CYP2D6, CYP2E1, UGT1A4, UGT1A6, UGT1A9, or UGT2B7 and is not an inducer of CYP1A2. Letemovir is not an inhibitor of MRP2, OATP2B1, BSEP, OCT1, OCT2, or OAT1 *in vitro*.

Table 5: Drug Interactions: Changes in Pharmacokinetics of Letemovir in the Presence of Co-administered Drug

Co-administered Drug	Regimen of Co-administered Drug	Letemovir Regimen	Geometric Mean Ratio [90% CI] of Letemovir PK with/without Co-administered Drug (No Effect=1.00)		
			AUC	Cmax	C24hr*
Immunosuppressants					
cyclosporine	200 mg single dose PO	240 mg once daily PO	2.11 (1.97, 2.26)	1.48 (1.33, 1.65)	2.06 (1.81, 2.35)
mycophenolate mofetil	1 g single dose PO	480 mg once daily PO	1.18 (1.04, 1.32)	1.11 (0.93, 1.34)	1.39 (1.12, 1.74)
tacrolimus	5 mg single dose PO	80 mg twice daily PO	1.02 (0.97, 1.07)	0.92 (0.84, 1.00)	1.02 (0.93, 1.12)
Abbreviations: PO= oral * C12hr for tacrolimus					

Table 6: Drug Interactions: Changes in Pharmacokinetics for Co-administered Drug in the Presence of Letemovir

Co-administered Drug	Regimen of Co-administered Drug	Letemovir Regimen	Geometric Mean Ratio [90% CI] of Co-administered Drug PK with/without Letemovir (No Effect=1.00)		
			AUC	Cmax	C24hr*
CYP3A Substrates					
midazolam	1 mg single dose IV	240 mg once daily PO	1.47 (1.37, 1.58)	1.05 (0.94, 1.17)	2.74 (2.16, 3.49)

Co-administered Drug	Regimen of Co-administered Drug	Letermovir Regimen	Geometric Mean Ratio [90% CI] of Co-administered Drug PK with/without Letermovir (No Effect=1.00)		
			AUC	Cmax	C24hr*
CYP3A Substrates					
	2 mg single dose PO	240 mg once daily PO	2.25 (2.04, 2.49)	1.72 (1.54, 1.92)	Not available
P-gp Substrates					
digoxin	0.5 mg single dose PO	240 mg twice daily PO	0.88 (0.80, 0.96)	0.75 (0.63, 0.89)	0.90 (0.84, 0.96)
Immunosuppressants					
cyclosporine	50 mg single dose PO	240 mg once daily PO	1.66 (1.51, 1.82)	1.08 (0.97, 1.19)	2.19 (1.80, 2.66)
mycophenolate mofetil	1 g single dose PO	480 mg once daily PO	1.08 (0.97, 1.20)	0.96 (0.82, 1.12)	1.04 (0.86, 1.27)
tacrolimus	5 mg single dose PO	480 mg once daily PO	2.42 (2.04, 2.88)	1.57 (1.32, 1.86)	2.53 (2.12, 3.03)
sirolimus	2 mg single dose PO	480 mg once daily PO	3.40 (3.01, 3.85)	2.76 (2.48, 3.06)	3.15 (2.80, 3.55)
Antifungals and Antivirals					
acyclovir	400 mg single dose PO	480 mg once daily PO	1.02 (0.87, 1.2)	0.82 (0.71, 0.93)	1.13 (0.94, 1.36)
posaconazole	300 mg single dose PO	480 mg once daily PO	0.98 (0.82, 1.17)	1.11 (0.95, 1.29)	1.10 (0.94, 1.30)
voriconazole	200 mg twice daily PO	480 mg once daily PO	0.56 (0.51, 0.62)	0.61 (0.53, 0.71)	0.49 (0.42, 0.57)
HMG-CoA Reductase Inhibitors					
atorvastatin	20 mg single dose PO	480 mg once daily PO	3.29 (2.84, 3.82)	2.17 (1.76, 2.67)	3.62 (2.87, 4.55)
Oral Contraceptives					
ethinyl estradiol (EE) /levonorgestrel (LNG)	0.03 mg EE single dose PO	480 mg once daily PO	1.42 (1.32, 1.52)	0.89 (0.83, 0.96)	1.57 (1.45, 1.70)
	0.15 mg LNG single dose PO		1.36 (1.30, 1.43)	0.95 (0.86, 1.04)	1.38 (1.32, 1.46)
Abbreviations: PO=oral * C12hr reported for voriconazole.					

12.4 Microbiology

Mechanism of Action

Letermovir inhibits the CMV DNA terminase complex (pUL51, pUL56, and pUL89) which is required for viral DNA processing and packaging. Biochemical characterization and electron microscopy demonstrated that letermovir affects the production of proper unit length genomes and interferes with virion maturation. Genotypic characterization of virus resistant to letermovir confirmed that letermovir targets the terminase complex.

Antiviral Activity

The median EC₅₀ value of letermovir against a collection of clinical CMV isolates in a cell-culture model of infection was 2.1 nM (range = 0.7 nM to 6.1 nM, n = 74). There was no significant difference in EC₅₀ value by CMV gB genotype (gB1=29; gB2=27; gB3=11; and gB4=3).

Combination Antiviral Activity

No antagonism of the antiviral activity was seen when letermovir was combined with CMV DNA polymerase inhibitors (cidofovir, foscarnet, or ganciclovir).

Viral Resistance

In Cell Culture

CMV mutants with reduced susceptibility to letermovir have been selected in cell culture and the resistance mutations map to UL56. Resistance-associated substitutions occur between amino acid positions pUL56 231 and 369 (V231A/L, V236L/M, E237D, L241P, T244K/R, L257I, F261C/L/S, Y321C, C325F/R/Y, M329T, R369G/M/S). EC₅₀ values for virus expressing these substitutions are 13- to 5,870-fold higher than those for the wild-type reference virus.

In Clinical Studies

In a Phase 2b trial evaluating letermovir or placebo in 131 HSCT recipients, DNA sequence analysis of a select region of UL56 (amino acids 231 to 369) was performed on samples obtained from 12 letermovir-treated subjects who experienced prophylaxis failure and for whom on-treatment samples were available for analysis. One subject had a letermovir resistance substitution, pUL56 V236M.

In a Phase 3 trial (P001), DNA sequence analysis of the entire coding regions of UL56 and UL89 was performed on samples obtained from 28 letermovir-treated subjects who had received at least one dose of study drug and experienced prophylaxis failure and for whom samples were available for analysis. Two subjects were identified as having a letermovir-resistance substitution, pUL56 V236M or C325W. These substitutions were identified from on-treatment samples [see *Clinical Studies (14)*]. A virus from a third subject who experienced prophylaxis failure had a pUL56 E237G substitution at low frequency (<5%), and while pUL56 E237D was associated with resistance in cell culture, the clinical significance of this substitution at this frequency is unknown.

Cross Resistance

Cross resistance is not likely with drugs outside of this class. Letermovir is fully active against viral populations with substitutions conferring resistance to CMV DNA polymerase inhibitors (cidofovir, foscarnet, and ganciclovir). These DNA polymerase inhibitors are fully active against viral populations with substitutions conferring resistance to letermovir.

13 NONCLINICAL TOXICOLOGY

13.1 Carcinogenesis, Mutagenesis, Impairment of Fertility

Carcinogenesis and Mutagenesis

Letermovir was not genotoxic in *in vitro* or *in vivo* assays, including microbial mutagenesis assays, chromosomal aberration in Chinese hamster ovary cells, and in an *in vivo* mouse micronucleus study.

Carcinogenicity studies with letermovir have not been conducted.

Impairment of Fertility

In a fertility and early embryonic development study in rats, no effects of letermovir on female fertility were observed at letermovir exposures (AUC) approximately 5 times higher than human exposure at the RHD.

In male rat fertility studies, decreased fertility associated with irreversible testicular toxicity was observed at ≥ 180 mg/kg/day (greater than or equal to 3 times the human exposure at the RHD). No fertility or testicular

effects were observed at dose levels resulting in letermovir exposures (AUC) similar to human exposure at the RHD [see *Nonclinical Toxicology* (13.2)].

13.2 Animal Toxicology and/or Pharmacology

Testicular toxicity in rats observed at ≥ 180 mg/kg/day (greater than or equal to 3 times the human exposure at the RHD) was characterized by decreased testis weight, bilateral seminiferous tubular degeneration, decreased sperm count and motility, and resultant decreased male fertility. Male reproductive system toxicities were not observed in either a monkey testicular toxicity study up to 240 mg/kg/day (approximately 2 times higher than human exposure at the RHD), or a general toxicology study in mice up to 250 mg/kg/day (approximately 3 times higher than human exposure at the RHD).

14 CLINICAL STUDIES

14.1 Adult CMV-seropositive Recipients [R+] of an Allogeneic Hematopoietic Stem Cell Transplant

To evaluate PREVYMIS prophylaxis as a preventive strategy for CMV infection or disease in transplant recipients at high risk for CMV reactivation, the efficacy of PREVYMIS was assessed in a multicenter, double-blind, placebo-controlled Phase 3 Trial (P001, NCT02137772) in adult CMV-seropositive recipients [R+] of an allogeneic hematopoietic stem cell transplant (HSCT). Subjects were randomized (2:1) to receive either PREVYMIS at a dose of 480 mg once daily adjusted to 240 mg when co-administered with cyclosporine, or placebo. Randomization was stratified by investigational site and risk level for CMV reactivation at the time of study entry. Study drug was initiated after HSCT (at any time from Day 0 to Day 28 post-transplant) and continued through Week 14 post-transplant. Study drug was administered either orally or intravenously; the dose of PREVYMIS was the same regardless of the route of administration. Subjects received CMV DNA monitoring weekly until post-transplant Week 14 and then bi-weekly until post-transplant Week 24, with initiation of standard-of-care CMV pre-emptive therapy if CMV viremia was considered clinically significant. Subjects had continued follow-up through Week 48 post-transplant.

Among the 565 treated subjects, 70 subjects were found to have CMV viremia prior to study drug initiation and were therefore excluded from the efficacy analyses. The efficacy population consisted of 325 subjects who received PREVYMIS (including 91 subjects who received at least one IV dose) and 170 who received placebo (including 41 subjects who received at least one IV dose). The IV formulation of PREVYMIS was used at investigators' discretion in subjects who were unable to take oral therapy (e.g., unable to tolerate oral intake). The median time to starting study drug was 8 days after transplantation. Thirty-four percent (34%) of subjects were engrafted at baseline. The median age was 55 years (range: 18 to 76 years); 57% were male; 84% were White; 9% were Asian; 2% were Black or African American; and 7% were Hispanic or Latino.

At baseline, 30% of all subjects had one or more of the following factors associated with increased risk for CMV reactivation (high risk stratum): Human Leukocyte Antigen (HLA)-related donor with at least one mismatch at one of the following three HLA-gene loci: HLA-A, -B or -DR; haploidentical donor; unrelated donor with at least one mismatch at one of the following four HLA-gene loci: HLA-A, -B, -C and -DRB1; use of umbilical cord blood as stem cell source; use of *ex vivo* T-cell-depleted grafts; Grade 2 or greater Graft-Versus-Host Disease (GVHD) requiring systemic corticosteroids. The remaining 70% of subjects did not meet any of these high risk stratum criteria and were therefore included in the low risk stratum. Additionally, 48% of subjects received a myeloablative regimen, 51% were receiving cyclosporine, and 43% were receiving tacrolimus. The most common primary reasons for transplant were acute myeloid leukemia (38%), myelodysplastic syndrome (16%), and lymphoma (12%).

Clinically Significant CMV Infection

The primary efficacy endpoint of Trial P001 was the incidence of clinically significant CMV infection through Week 24 post-transplant (prophylaxis failure). Clinically significant CMV infection was defined as the occurrence of either CMV end-organ disease, or initiation of anti-CMV pre-emptive therapy (PET) based on documented CMV viremia (using the Roche COBAS® AmpliPrep/COBAS TaqMan® assay, LLoQ is 137 IU/mL, which is approximately 150 copies/mL) and the clinical condition of the subject. The protocol-

specified guidance for CMV DNA thresholds for the initiation of PET during the treatment period was ≥ 150 copies/mL or > 300 copies/mL for subjects in the high and low risk strata, respectively. From Week 14 through Week 24, the threshold was >300 copies/mL for both high and low risk strata subjects. The Non-Completer=Failure (NC=F) approach was used, where subjects who discontinued from the trial prior to Week 24 post-transplant or had a missing outcome at Week 24 post-transplant were counted as failures.

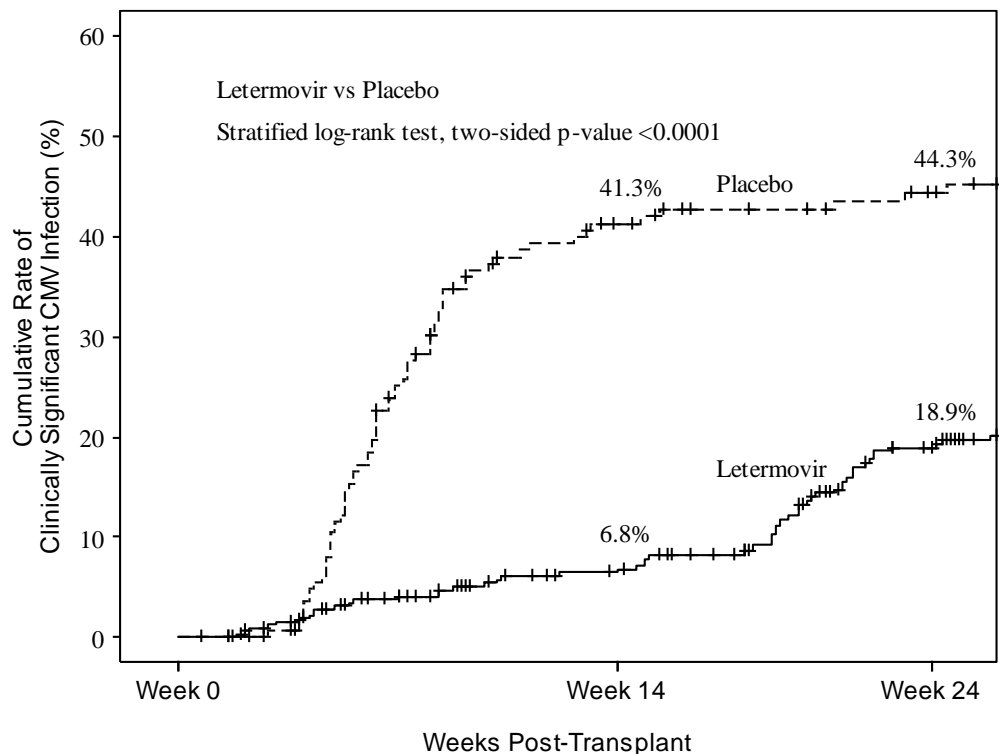
Efficacy results from Trial P001 are shown in Table 7.

Table 7: Trial P001 Efficacy Results in HSCT Recipients (NC=F Approach, FAS Population) Through Week 24

Parameter	Letermovir (N=325)	Placebo (N=170)
Proportion of subjects who failed prophylaxis	38%	61%
Reasons for failures*		
Clinically significant CMV infection by Week 24 [†]	18%	42%
Initiation of PET based on documented CMV viremia	16%	40%
CMV end-organ disease	2%	2%
Discontinued from study before Week 24 [‡]	17%	16%
Missing outcome in Week 24 visit window	3%	3%
Stratum-adjusted treatment difference (Letermovir-Placebo)[§]		
Difference (95% CI)	-23.5 (-32.5, -14.6) [¶]	
<p>* The categories of failure are mutually exclusive and based on the hierarchy of categories in the order listed.</p> <p>[†] Through Week 14, 8% of subjects in the PREVYMIS group and 39% of subjects in the placebo group experienced clinically significant CMV infection.</p> <p>[‡] Reasons for discontinuation included adverse event, death, lost to follow-up, physician decision, and withdrawal by subject.</p> <p>[§] 95% CI and p-value for the treatment differences in percent response were calculated using stratum-adjusted Mantel-Haenszel method with the difference weighted by the harmonic mean of sample size per arm for each stratum (high or low risk).</p> <p>[¶] p-value <0.0001.</p> <p>Note: FAS=Full analysis set; FAS includes randomized subjects who received at least one dose of study medication, and excludes subjects with detectable CMV DNA at baseline. Approach to handling missing values: Non-Completer=Failure (NC=F) approach. With NC=F approach, failure was defined as all subjects who developed clinically significant CMV infection or prematurely discontinued from the study or had a missing outcome through Week 24 post-transplant visit window.</p>		

Efficacy results were consistent across high and low risk strata for CMV reactivation. The time to clinically significant CMV infection is shown in Figure 1.

Figure 1: P001: Kaplan-Meier Plot of Time to Onset of Clinically Significant CMV Infection Through Week 24 Post-Transplant in HSCT Recipients (FAS Population)



Number of Subjects at Risk			
— Letermovir	325	270	212
- - - Placebo	170	85	70

Post-hoc analysis demonstrated that among PREVYMIS-treated subjects, inclusion in the high risk stratum for CMV reactivation at baseline, occurrence of GVHD, and steroid use at any time after randomization may be associated with the development of clinically significant CMV infection between Week 14 and Week 24 post-transplant.

Mortality

The Kaplan-Meier event rate for all-cause mortality in the letermovir vs. placebo groups was 12% vs. 17% at Week 24 post-transplant, and 24% vs. 28% at Week 48 post-transplant.

16 HOW SUPPLIED/STORAGE AND HANDLING

Tablets:

Each PREVYMIS 240 mg tablet is a yellow oval tablet; each tablet is debossed with “591” on one side and Merck logo on the other side. Each PREVYMIS 480 mg tablet is a pink oval, bi-convex tablet debossed with “595” on one side and Merck logo on the other side.

The 240 mg tablets are packaged into a carton (NDC 0006-3075-02) containing four (4) Child Resistant (CR) Dosepaks®, each containing a 7-count blister card for a total of 28 tablets, or into a carton (NDC 0006-3075-04) containing two (2) unit-dose 7-count blister cards for a total of 14 tablets.

The 480 mg tablets are packaged into a carton (NDC 0006-3076-02) containing four (4) Child Resistant (CR) Dosepaks®, each containing a 7-count blister card for a total of 28 tablets, or into a carton (NDC 0006-3076-04) containing two (2) unit-dose 7-count blister cards for a total of 14 tablets.

Store PREVYMIS tablets in the original package until use.

Store PREVYMIS tablets at 20°C to 25°C (68°F to 77°F); excursions permitted to 15°C to 30°C (59°F to 86°F) [see USP Controlled Room Temperature].

Injection:

PREVYMIS is supplied as a sterile, clear solution for intravenous use of 240 mg (12 mL per vial) or 480 mg (24 mL per vial). The final solutions for infusion are obtained by dilution with 0.9% Sodium Chloride Injection, USP or 5% Dextrose Injection, USP.

The single dose vials are supplied in cartons that contain a 240 mg single-dose vial (NDC 0006-5003-01) or a 480 mg single-dose vial (NDC 0006-5004-01).

Store PREVYMIS injection vials at 20°C to 25°C (68°F to 77°F); excursions permitted to 15°C to 30°C (59°F to 86°F) [see USP Controlled Room Temperature].

Store in the original carton to protect from exposure to light.

17 PATIENT COUNSELING INFORMATION

Advise the patient to read the FDA-approved patient labeling (Patient Information).

Drug Interactions

Inform patients that PREVYMIS may interact with some drugs; therefore, advise patients to report the use of any prescription, non-prescription medication, or herbal products to their healthcare provider [see *Dosage and Administration (2.4)*, *Contraindications (4)*, *Warnings and Precautions (5.1)*, and *Drug Interactions (7)*].

Administration

Inform patients that it is important not to miss or skip doses and to take PREVYMIS for the duration that is recommended by the healthcare provider. Instruct patients that if they miss a dose of PREVYMIS, they should take it as soon as they remember. If they do not remember until it is time for the next dose, instruct them to skip the missed dose and go back to the regular schedule. Instruct patients not to double their next dose or take more than the prescribed dose.

Storage

Advise patients to store PREVYMIS tablets in the original package until use [see *How Supplied/Storage and Handling (16)*].

Distributed by: Merck Sharp & Dohme Corp., a subsidiary of
 **MERCK & CO., INC.**, Whitehouse Station, NJ 08889, USA

For patent information: www.merck.com/product/patent/home.html

The trademarks depicted herein are owned by their respective companies.

This label may not be the latest approved by FDA.
For current labeling information, please visit <https://www.fda.gov/drugsatfda>

Copyright © 2017 Merck Sharp & Dohme Corp., a subsidiary of **Merck & Co., Inc.**
All rights reserved.

uspi-mk8228-mf-1711r000

Patient Information
PREVMIS™ (PREH-vih-miss)
(letermovir) tablets
(letermovir) injection, for intravenous use

What is PREVMIS?

PREVMIS is a prescription medicine to help to prevent cytomegalovirus (CMV) infection and disease in adults who have received an allogeneic hematopoietic stem cell (bone marrow) transplant.

It is not known if PREVMIS is safe and effective in children under 18 years of age.

Who should not take PREVMIS?

Do not take PREVMIS if you take:

- Pimozide
- Ergot alkaloids

If you are taking PREVMIS with cyclosporine, do not take:

- Pitavastatin or simvastatin

What should I tell my doctor before taking PREVMIS?

Tell your doctor about all your medical conditions, including if you:

- Have kidney or liver problems.
- Are pregnant or plan to become pregnant. It is not known if PREVMIS will harm your unborn baby.
- Are breastfeeding or plan to breastfeed. It is not known if PREVMIS passes into your breast milk. Talk to your doctor about the best way to feed your baby while taking PREVMIS.

Tell your doctor about all of the medicines you take, including prescription and over-the-counter medicines, vitamins and herbal supplements. PREVMIS may affect the way other medicines work, and other medicines may affect how PREVMIS works and cause serious side effects.

Know the medicines you take. Keep a list of medicines and show it to your doctor and pharmacist when you get a new medicine. Your doctor or pharmacist will tell you if it is safe to take PREVMIS with other medicines. Do not start or stop taking another medicine without telling your doctor first.

How should I take PREVMIS?

PREVMIS comes as a tablet or can be given by your doctor through an IV line (intravenously).

• If you take PREVMIS tablets:

- Take PREVMIS exactly as your doctor tells you to take it. Do not stop taking PREVMIS without talking to your doctor first.
- Take 1 PREVMIS tablet once a day.
- Take PREVMIS with or without food.
- Swallow PREVMIS tablets whole.
- It is important that you do not miss or skip doses of PREVMIS.
- If you miss a dose, take it as soon as you remember. If you do not remember until it is time for your next dose, skip the missed dose and take your dose at the next scheduled time. Do not take 2 doses of PREVMIS at the same time to make up for a missed dose.
- If you take too much PREVMIS, call your doctor right away.

• If you receive PREVMIS through an IV line (intravenously):

- You will receive PREVYMIS 1 time each day given over 1 hour.
- If you miss or skip your dose of PREVYMIS, call your doctor right away.

What are the possible side effects of PREVYMIS?

The most common side effects while taking PREVYMIS include:

- nausea
- diarrhea
- vomiting
- swelling in your arms and legs
- cough
- headache
- tiredness
- stomach (abdominal) pain

These are not all the possible side effects of PREVYMIS.

Call your doctor for medical advice about side effects. You may report side effects to FDA at 1-800-FDA-1088.

How should I store PREVYMIS?

- Store PREVYMIS tablets and PREVYMIS injection at room temperature between 68°F to 77°F (20°C to 25°C).
- Store PREVYMIS tablets in the original package until you are ready to take it.
- Store PREVYMIS injection in the original carton to protect from exposure to light.

Keep PREVYMIS and all medicines out of the reach of children.

General information about the safe and effective use of PREVYMIS

Medicines are sometimes prescribed for purposes other than those listed in the Patient Information leaflet. Do not use PREVYMIS for a condition for which it was not prescribed. Do not give PREVYMIS to other people, even if they have the same symptoms that you have. It may harm them. You can ask your pharmacist or healthcare provider for information about PREVYMIS that is written for healthcare professionals.

What are the ingredients in PREVYMIS?

Active ingredient: letermovir

Inactive ingredients:

Tablets: colloidal silicon dioxide, croscarmellose sodium, magnesium stearate, microcrystalline cellulose, and povidone 25. **Film coating:** hypromellose 2910, iron oxide red (only for 480 mg tablets), iron oxide yellow, lactose monohydrate, titanium dioxide, triacetin. Carnuba wax is added as a polishing agent.

Injection: hydroxypropyl betadex, sodium chloride, sodium hydroxide, and Water for Injection, USP.

Distributed by: Merck Sharp & Dohme Corp., a subsidiary of
 **MERCK & CO., INC.**, Whitehouse Station, NJ 08889, USA

For patent information: www.merck.com/product/patent/home.html

The trademarks depicted herein are owned by their respective companies.

Copyright © 2017 Merck Sharp & Dohme Corp., a subsidiary of **Merck & Co., Inc.**

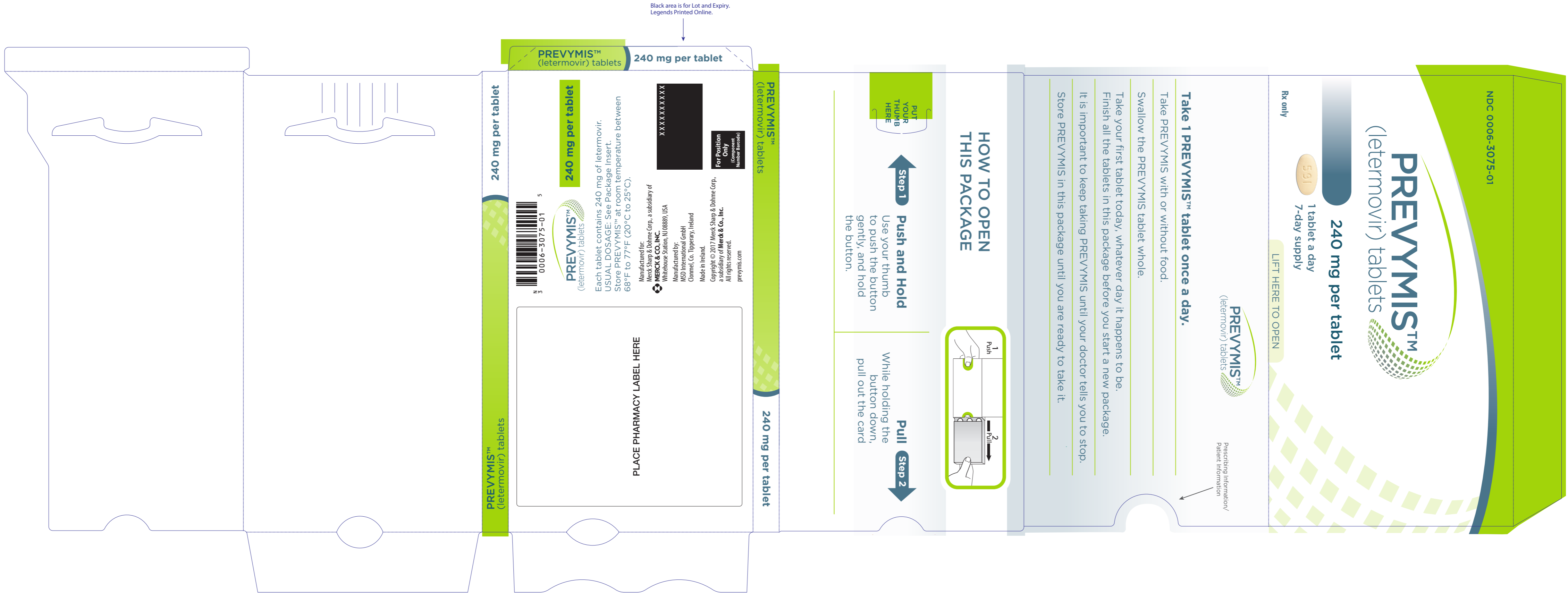
All rights reserved.

usppi-mk8228-mf-1711r000

For more information go to www.PREVYMIS.com or call 1-800-444-2080.

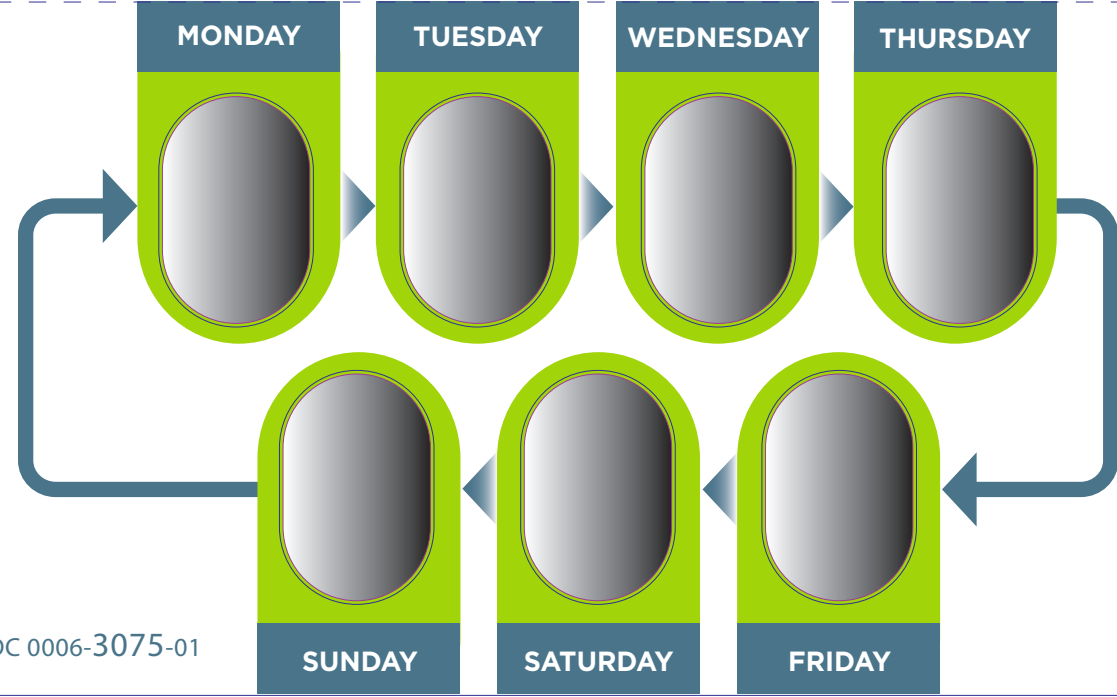
This Patient Information has been approved by the U.S. Food and Drug Administration.

Issued: November 2017

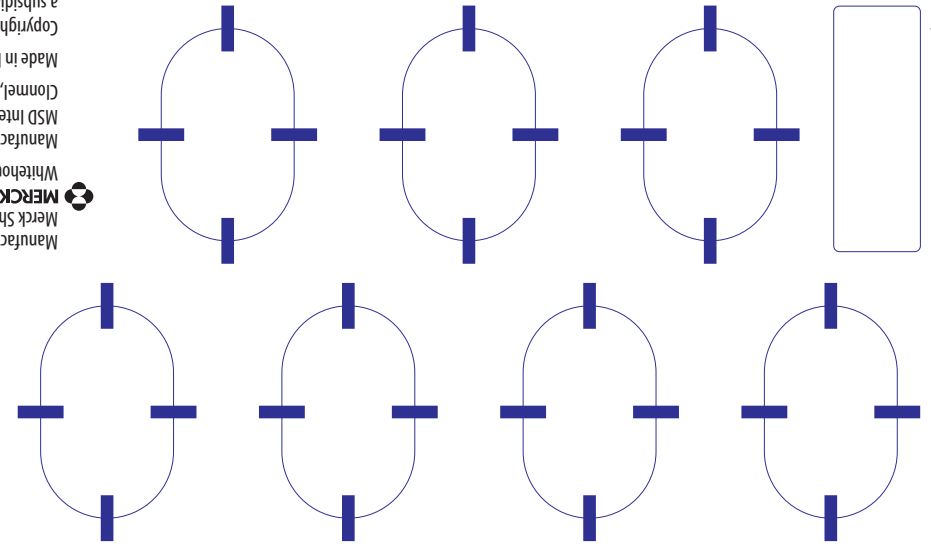


This label may not be the latest approved by FDA.
For current labeling information, please visit <https://www.fda.gov/drugsatfda>

NDC 0006-3075-01



Manufactured for:
MERCK & CO., INC.
Merck Sharp & Dohme Corp., a subsidiary of
Whitehouse Station, NJ 08889, USA
Manufactured by:
MSD International GmbH
Clonmel, Co. Tipperary, Ireland
Made in Ireland.
Copyright © 2017 Merck Sharp & Dohme Corp.,
a subsidiary of Merck & Co., Inc.
All rights reserved.



PREVYMIS™ (letermovir) tablets
240 mg per tablet



240 mg per tablet

Take 1 PREVYMIS™ tablet once a day.
Store PREVYMIS at room temperature between
68°F to 77°F (20°C to 25°C).
Store PREVYMIS in this package until you are ready to take it.

For Position
Only
(Component
Number Barcode)

XXXXXXXXXX



240 mg per tablet

PREVYMIS™
(letermovir) tablets

28 Tablets
This carton contains a total of 28 tablets
packaged within 4 dose packs.
Each dose pack contains 7 blister units
with one tablet per blister unit.

240 mg per tablet

1 tablet a day
28-day supply



Rx only

PREVYMIS™
(letermovir) tablets

NDC 0006-3075-02

**240 mg
per tablet**

PREVYMIS™
(letermovir) tablets

Take 1 PREVYMIS™ tablet once a day.

Store PREVYMIS at room temperature between 68°F to 77°F (20°C to 25°C).

Store PREVYMIS in the original package until you are ready to take it.

Manufactured for:
Merck Sharp & Dohme Corp, a subsidiary of
MERCK & CO., INC.
Whitehouse Station, NJ 08889, USA

Manufactured by:
MSD International GmbH
Clonmel, Co. Tipperary, Ireland
Made in Ireland.

PREVYMIS™
(letermovir) tablets

To learn more about PREVYMIS
PREVYMIS.com



0006-3075-02

XXXXXXXXXX

For Position
Only
(Component
Number Barcode)

For Position
Only
(Component
Number Barcode)

Encoding area: Space reserved
for GTIN, 2D Serialization Barcode,
Serial Number, Expiry and Lot

NDC 0006-3076-01

PREVYMIS™

(letermovir) tablets

480 mg per tablet

Rx only
595
1 tablet a day
7-day supply

LIFT HERE TO OPEN



Prescribing Information/
Patient Information

Take 1 PREVYMIS™ tablet once a day.

Take PREVYMIS with or without food.

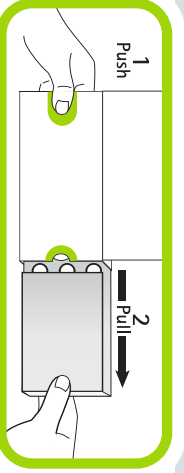
Swallow the PREVYMIS tablet whole.

Take your first tablet today, whatever day it happens to be. Finish all the tablets in this package before you start a new package.

It is important to keep taking PREVYMIS until your doctor tells you to stop.

Store PREVYMIS in this package until you are ready to take it.

HOW TO OPEN THIS PACKAGE



Step 1 Push and Hold

Use your thumb to push the button gently, and hold the button.

Step 2 Pull

While holding the button down, pull out the card.

PUT YOUR THUMB HERE

PREVYMIS™ (letermovir) tablets

480 mg per tablet

PREVYMIS™ (letermovir) tablets 480 mg per tablet

Black area is for Lot and Expiry. Legends Printed Online.

XXXXXXXXXXXX

For Position Only (Component Number Barcode)

Manufactured for:
MERCK & CO., INC.
Whitehouse Station, NJ 08889, USA
Manufactured by:
MSD International GmbH
Clonmel, Co. Tipperary, Ireland
Made in Ireland.
Copyright © 2017 Merck Sharp & Dohme Corp., a subsidiary of Merck & Co., Inc. All rights reserved.
prevymis.com

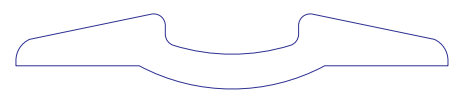
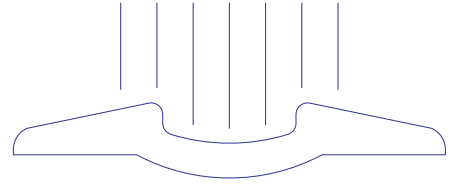
480 mg per tablet
PREVYMIS™ (letermovir) tablets



480 mg per tablet

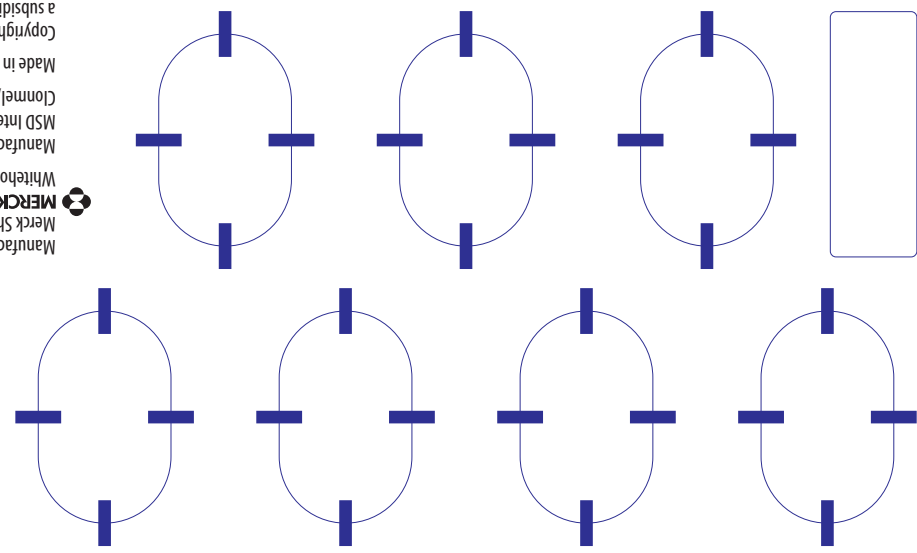
PREVYMIS™ (letermovir) tablets

PLACE PHARMACY LABEL HERE



This label may not be the latest approved by FDA.
For current labeling information, please visit <https://www.fda.gov/drugsatfda>

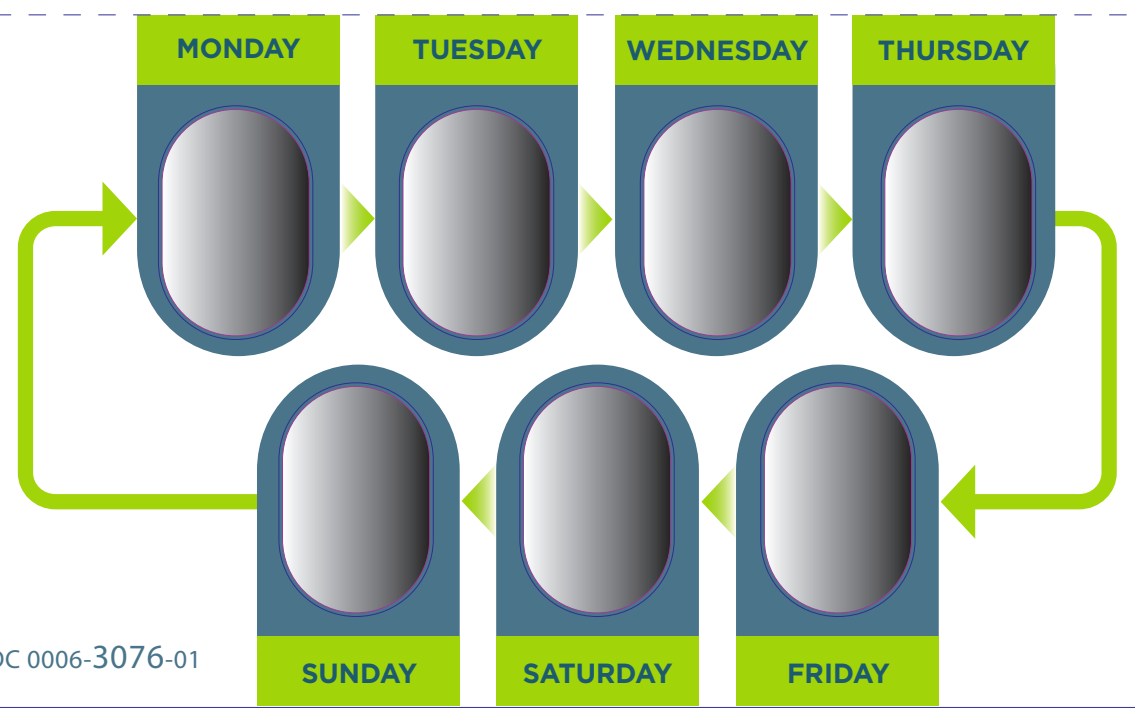
Manufactured for:
MERCK & CO., INC.
Merck Sharp & Dohme Corp., a subsidiary of
Whitehouse Station, NJ 08889, USA
Manufactured by:
MSD International GmbH
Clonmel, Co. Tipperary, Ireland
Made in Ireland.
Copyright © 2017 Merck Sharp & Dohme Corp.,
a subsidiary of Merck & Co., Inc.
All rights reserved.



480 mg per tablet

PREVYMIS™
(letermovir) tablets

Take 1 PREVYMIS™ tablet once a day.
Store PREVYMIS at room temperature between
68°F to 77°F (20°C to 25°C).
Store PREVYMIS in this package until you are ready to take it.



NDC 0006-3076-01



For Position
Only
(Component
Number barcode)

XXXXXXXXXX



For Position Only
(Component Number Barcode)

480 mg per tablet

PREVYMIS™
(letermovir) tablets

28 Tablets
This carton contains a total of 28 tablets packaged within 4 dose packs. Each dose pack contains 7 blister units with one tablet per blister unit.

480 mg per tablet

1 tablet a day
28-day supply



Rx only

NDC 0006-3076-02

PREVYMIS™
(letermovir) tablets

480 mg
per tablet

PREVYMIS™
(letermovir) tablets



XXXXXXXXXX

Manufactured for:
Merck Sharp & Dohme Corp., a subsidiary of
MERCK & CO., INC.
Whitehouse Station, NJ 08889, USA
Copyright © 2017 Merck Sharp & Dohme Corp.,
a subsidiary of Merck & Co., Inc.
All rights reserved.

Manufactured by:
MSD International GmbH
Domme, Co. Tipperary, Ireland
Made in Ireland.

PREVYMIS™
(letermovir) tablets
To learn more about PREVYMIS
PREVYMIS.com

Take 1 PREVYMIS™ tablet once a day.

Store PREVYMIS at room temperature between 68°F to 77°F (20°C to 25°C).

Store PREVYMIS in the original package until you are ready to take it.

480 mg
per tablet


PREVYMIS™
(letermovir) tablets

Encoding area: Space reserved for GTIN, 2D Serialization Barcode, Serial Number, Expiry and Lot

For Position Only
(Component Number Barcode)

XXXXXXXXXX
Lot:
Exp:

N 3 0006-5003-02 3



Each vial contains 240 mg of letermovir in 12 mL of solution. Each 1 mL of solution contains 20 mg letermovir, hydroxypropyl betadex (150 mg), sodium chloride (3.1 mg), sodium hydroxide (1.2 mg). Water for injection, USP. The amount of sodium hydroxide may be adjusted to achieve a pH of approximately 7.5. No preservative.

USUAL DOSAGE: See Package Insert.
Requires dilution prior to administration. See Package Insert.
Store at 20°C-25°C (68°F-77°F); excursions permitted between 15°C-30°C (59°F-86°F). Store in the original carton to protect from exposure to light.

NDC 0006-5003-02

Prevymis™
(letermovir) Injection

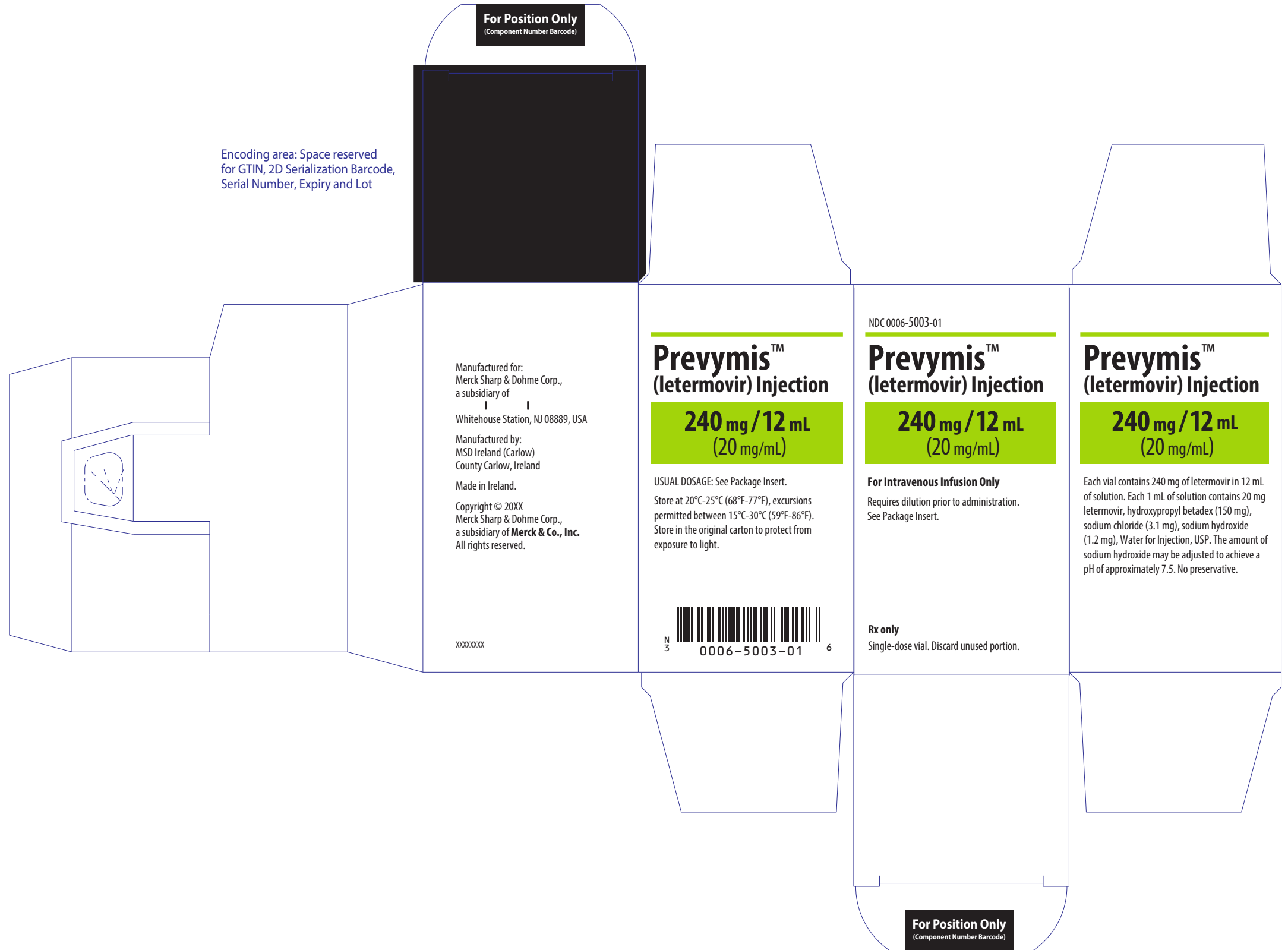
240 mg / 12 mL
(20 mg/mL)

For Intravenous Infusion Only

Rx only
Dilute before use.
Single-dose vial.
Discard unused portion.

Manufactured for:
Merck Sharp & Dohme Corp., a subsidiary of
MERCK & CO., INC.
Whitehouse Station, NJ 08889, USA

Datamatrix barcode coded with item number to be placed here upon final production.



This label may not be the latest approved by FDA.
For current labeling information, please visit <https://www.fda.gov/drugsatfda>

XXXXXXXXXX
Lot:
Exp:

N
3 0006-5004-02 0

Each vial contains 480 mg of letermovir in 24 mL of solution.
Each 1 mL of solution contains 20 mg letermovir, hydroxypropyl
betadex (150 mg), sodium chloride (3.1 mg), sodium hydroxide
(1.2 mg). Water for Injection, USP. The amount of sodium hydroxide
may vary slightly to achieve pH of approximately 7.5. No preservative.

USUAL DOSE: See Package Insert.
Requires dilution prior to administration. See Package Insert.
Store at 20° to 25° (68° to 77°), excursions permitted between
15° and 30° (59° and 86°). Store in the original carton to protect from
exposure to light.

NDC 0006-5004-02

Prevymis™
(letermovir) Injection

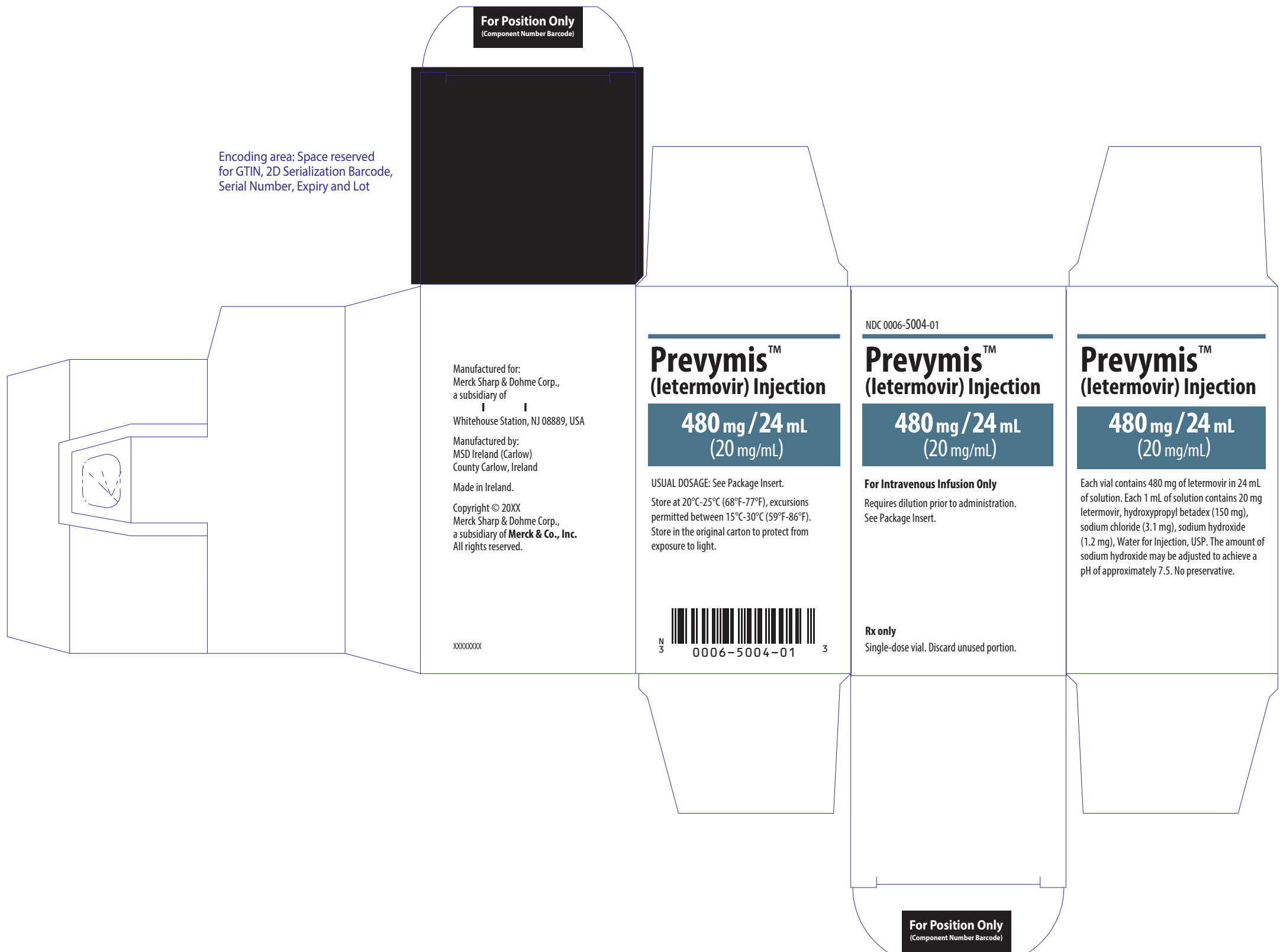
480 mg / 24 mL
(20 mg/mL)

For Intravenous Infusion Only

Rx only
Dilute before use.
Single-dose vial.
Discard unused portion.

Manufactured for:
MERCK & CO., INC.
Whitehouse Station, NJ 08889, USA

← Datamatrix barcode coded with
item number to be placed here
upon final production.



For Position Only
(Component Number Barcode)

Encoding area: Space reserved
for GTIN, 2D Serialization Barcode,
Serial Number, Expiry and Lot

Manufactured for:
Merck Sharp & Dohme Corp.,
a subsidiary of
Whitehouse Station, NJ 08889, USA
Manufactured by:
MSD Ireland (Carlow)
County Carlow, Ireland
Made in Ireland.
Copyright © 20XX
Merck Sharp & Dohme Corp.,
a subsidiary of **Merck & Co., Inc.**
All rights reserved.

XXXXXXX

**Prevyomis™
(letermovir) Injection**
**480 mg / 24 mL
(20 mg/mL)**

USUAL DOSAGE: See Package Insert.
Store at 20°C-25°C (68°F-77°F), excursions
permitted between 15°C-30°C (59°F-86°F).
Store in the original carton to protect from
exposure to light.

N 3
0006-5004-01 3

NDC 0006-5004-01
**Prevyomis™
(letermovir) Injection**
**480 mg / 24 mL
(20 mg/mL)**

For Intravenous Infusion Only
Requires dilution prior to administration.
See Package Insert.

Rx only
Single-dose vial. Discard unused portion.

**Prevyomis™
(letermovir) Injection**
**480 mg / 24 mL
(20 mg/mL)**

Each vial contains 480 mg of letermovir in 24 mL
of solution. Each 1 mL of solution contains 20 mg
letermovir, hydroxypropyl betadex (150 mg),
sodium chloride (3.1 mg), sodium hydroxide
(1.2 mg), Water for Injection, USP. The amount of
sodium hydroxide may be adjusted to achieve a
pH of approximately 7.5. No preservative.

For Position Only
(Component Number Barcode)

This is a representation of an electronic record that was signed electronically and this page is the manifestation of the electronic signature.

/s/

EDWARD M COX
11/08/2017