

HIGHLIGHTS OF PRESCRIBING INFORMATION

These highlights do not include all the information needed to use OZEMPIC® safely and effectively. See full prescribing information for OZEMPIC.

OZEMPIC (semaglutide) injection, for subcutaneous use
Initial U.S. Approval: 2017

WARNING: RISK OF THYROID C-CELL TUMORS
See full prescribing information for complete boxed warning.

- In rodents, semaglutide causes thyroid C-cell tumors. It is unknown whether OZEMPIC causes thyroid C-cell tumors, including medullary thyroid carcinoma (MTC), in humans as the human relevance of semaglutide-induced rodent thyroid C-cell tumors has not been determined (5.1, 13.1).
- OZEMPIC is contraindicated in patients with a personal or family history of MTC or in patients with Multiple Endocrine Neoplasia syndrome type 2 (MEN 2). Counsel patients regarding the potential risk of MTC and symptoms of thyroid tumors (4, 5.1).

INDICATIONS AND USAGE

OZEMPIC is a glucagon-like peptide 1 (GLP-1) receptor agonist indicated as:

- an adjunct to diet and exercise to improve glycemic control in adults with type 2 diabetes mellitus (1).
- to reduce the risk of major adverse cardiovascular events in adults with type 2 diabetes mellitus and established cardiovascular disease (1).

Limitations of Use:

- Has not been studied in patients with a history of pancreatitis. Consider another antidiabetic therapy (1, 5.2).
- Not for treatment of type 1 diabetes mellitus (1).

DOSAGE AND ADMINISTRATION

- Administer once weekly at any time of day, with or without meals (2.1).
- Start at 0.25 mg once weekly. After 4 weeks, increase the dosage to 0.5 mg once weekly (2.2).
- If additional glycemic control is needed, increase the dosage to 1 mg once weekly after at least 4 weeks on the 0.5 mg dose (2.2).
- If additional glycemic control is needed, increase the dosage to 2 mg once weekly after at least 4 weeks on the 1 mg dosage (2.2).
- If a dose is missed administer within 5 days of missed dose (2.2).
- Inject subcutaneously in the abdomen, thigh, or upper arm (2.2).

DOSAGE FORMS AND STRENGTHS

- Injection: 2 mg/3 mL (0.68 mg/mL) available in:
- Single-patient-use pen that delivers 0.25 mg or 0.5 mg per injection (3)
- Injection: 4 mg/3 mL (1.34 mg/mL) available in:
- Single-patient-use pen that delivers 1 mg per injection (3)
- Injection: 8 mg/3 mL (2.68 mg/mL) available in:
- Single-patient-use pen that delivers 2 mg per injection (3)

CONTRAINDICATIONS

- Personal or family history of MTC or in patients with MEN 2(4).
- Serious hypersensitivity reaction to semaglutide or any of the excipients in OZEMPIC (4).

WARNINGS AND PRECAUTIONS

- **Pancreatitis:** Has been reported in clinical trials. Discontinue promptly if pancreatitis is suspected. Do not restart if pancreatitis is confirmed (5.2).
- **Diabetic Retinopathy Complications:** Has been reported in a clinical trial. Patients with a history of diabetic retinopathy should be monitored (5.3).
- **Never share an OZEMPIC pen between patients**, even if the needle is changed (5.4).
- **Hypoglycemia:** Concomitant use with an insulin secretagogue or insulin may increase the risk of hypoglycemia, including severe hypoglycemia. Reducing dose of insulin secretagogue or insulin may be necessary (5.5).
- **Acute Kidney Injury:** Monitor renal function in patients with renal impairment reporting severe adverse gastrointestinal reactions (5.6).
- **Hypersensitivity Reactions:** Serious hypersensitivity reactions (e.g., anaphylaxis and angioedema) have been reported. Discontinue OZEMPIC if suspected and promptly seek medical advice (5.7).
- **Acute Gallbladder Disease:** If cholelithiasis or cholecystitis are suspected, gallbladder studies are indicated (5.8).

ADVERSE REACTIONS

The most common adverse reactions, reported in ≥5% of patients treated with OZEMPIC are: nausea, vomiting, diarrhea, abdominal pain and constipation (6.1).

To report SUSPECTED ADVERSE REACTIONS, contact Novo Nordisk Inc., at 1-888-693-6742 or FDA at 1-800-FDA-1088 or www.fda.gov/medwatch.

DRUG INTERACTIONS

Oral Medications: OZEMPIC delays gastric emptying. May impact absorption of concomitantly administered oral medications. Use with caution (7.2).

USE IN SPECIFIC POPULATIONS

Females and Males of Reproductive Potential: Discontinue OZEMPIC in women at least 2 months before a planned pregnancy due to the long washout period for semaglutide (8.3).

See 17 for PATIENT COUNSELING INFORMATION and Medication Guide.

Revised: 9/2023

FULL PRESCRIBING INFORMATION: CONTENTS*

WARNING: RISK OF THYROID C-CELL TUMORS

1	INDICATIONS AND USAGE
2	DOSAGE AND ADMINISTRATION
	2.1 Important Administration Instructions
	2.2 Recommended Dosage
3	DOSAGE FORMS AND STRENGTHS
4	CONTRAINDICATIONS
5	WARNINGS AND PRECAUTIONS
	5.1 Risk of Thyroid C-Cell Tumors
	5.2 Pancreatitis
	5.3 Diabetic Retinopathy Complications
	5.4 Never Share an OZEMPIC Pen Between Patients
	5.5 Hypoglycemia with Concomitant Use of Insulin Secretagogues or Insulin
	5.6 Acute Kidney Injury
	5.7 Hypersensitivity
	5.8 Acute Gallbladder Disease
6	ADVERSE REACTIONS
	6.1 Clinical Trials Experience
	6.2 Immunogenicity
	6.3 Postmarketing Experience
7	DRUG INTERACTIONS
	7.1 Concomitant Use with an Insulin Secretagogue (e.g., Sulfonylurea) or with Insulin
	7.2 Oral Medications
8	USE IN SPECIFIC POPULATIONS
	8.1 Pregnancy
	8.2 Lactation
	8.3 Females and Males of Reproductive Potential
	8.4 Pediatric Use
	8.5 Geriatric Use

	8.6 Renal Impairment
	8.7 Hepatic Impairment
10	OVERDOSAGE
11	DESCRIPTION
12	CLINICAL PHARMACOLOGY
	12.1 Mechanism of Action
	12.2 Pharmacodynamics
	12.3 Pharmacokinetics
13	NONCLINICAL TOXICOLOGY
	13.1 Carcinogenesis, Mutagenesis, Impairment of Fertility
14	CLINICAL STUDIES
	14.1 Overview of Clinical Studies
	14.2 Monotherapy Use of OZEMPIC in Patients with Type 2 Diabetes Mellitus
	14.3 Combination Therapy Use of OZEMPIC in Patients with Type 2 Diabetes Mellitus
	14.4 Cardiovascular Outcomes Trial of OZEMPIC in Patients with Type 2 Diabetes Mellitus and Cardiovascular Disease
16	HOW SUPPLIED/STORAGE AND HANDLING
17	PATIENT COUNSELING INFORMATION

*Sections or subsections omitted from the full prescribing information are not listed.

FULL PRESCRIBING INFORMATION

WARNING: RISK OF THYROID C-CELL TUMORS

- **In rodents, semaglutide causes dose-dependent and treatment-duration-dependent thyroid C-cell tumors at clinically relevant exposures. It is unknown whether OZEMPIC causes thyroid C-cell tumors, including medullary thyroid carcinoma (MTC), in humans as human relevance of semaglutide-induced rodent thyroid C-cell tumors has not been determined [see Warnings and Precautions (5.1) and Nonclinical Toxicology (13.1)].**
- **OZEMPIC is contraindicated in patients with a personal or family history of MTC or in patients with Multiple Endocrine Neoplasia syndrome type 2 (MEN 2) [see Contraindications (4)]. Counsel patients regarding the potential risk for MTC with the use of OZEMPIC and inform them of symptoms of thyroid tumors (e.g. a mass in the neck, dysphagia, dyspnea, persistent hoarseness). Routine monitoring of serum calcitonin or using thyroid ultrasound is of uncertain value for early detection of MTC in patients treated with OZEMPIC [see Contraindications (4) and Warnings and Precautions (5.1)].**

1 INDICATIONS AND USAGE

OZEMPIC is indicated:

- as an adjunct to diet and exercise to improve glycemic control in adults with type 2 diabetes mellitus.
- to reduce the risk of major adverse cardiovascular events (cardiovascular death, non-fatal myocardial infarction or non-fatal stroke) in adults with type 2 diabetes mellitus and established cardiovascular disease.

Limitations of Use

- OZEMPIC has not been studied in patients with a history of pancreatitis. Consider other antidiabetic therapies in patients with a history of pancreatitis [see Warnings and Precautions (5.2)].
- OZEMPIC is not indicated for use in patients with type 1 diabetes mellitus.

2 DOSAGE AND ADMINISTRATION

2.1 Important Administration Instructions

- Inspect OZEMPIC visually before use. It should appear clear and colorless. Do not use OZEMPIC if particulate matter and coloration is seen.
- Administer OZEMPIC once weekly, on the same day each week, at any time of the day, with or without meals.
- Inject OZEMPIC subcutaneously to the abdomen, thigh, or upper arm. Instruct patients to use a different injection site each week when injecting in the same body region.
- When using OZEMPIC with insulin, instruct patients to administer as separate injections and to never mix the products. It is acceptable to inject OZEMPIC and insulin in the same body region, but the injections should not be adjacent to each other.

2.2 Recommended Dosage

- Initiate OZEMPIC with a dosage of 0.25 mg injected subcutaneously once weekly for 4 weeks. The 0.25 mg dosage is intended for treatment initiation and is not effective for glycemic control.
- After 4 weeks on the 0.25 mg dosage, increase the dosage to 0.5 mg once weekly.

- If additional glycemic control is needed after at least 4 weeks on the 0.5 mg dosage, the dosage may be increased to 1 mg once weekly.
- If additional glycemic control is needed after at least 4 weeks on the 1 mg dosage, the dosage may be increased to 2 mg once weekly. The maximum recommended dosage is 2 mg once weekly.
- The day of weekly administration can be changed if necessary as long as the time between two doses is at least 2 days (>48 hours).
- If a dose is missed, administer OZEMPIC as soon as possible within 5 days after the missed dose. If more than 5 days have passed, skip the missed dose and administer the next dose on the regularly scheduled day. In each case, patients can then resume their regular once weekly dosing schedule.

3 DOSAGE FORMS AND STRENGTHS

Injection: clear, colorless solution available in 3 pre-filled, disposable, single-patient-use pens:

Dose per Injection	Total Strength per Total Volume	Strength per mL
0.25 mg		
0.5 mg	2 mg / 3 mL	0.68 mg/mL
1 mg	4 mg / 3 mL	1.34 mg/mL
2 mg	8 mg / 3 mL	2.68 mg/mL

The 2 mg/1.5 mL (1.34 mg/mL) strength is not currently marketed by Novo Nordisk Inc.

4 CONTRAINDICATIONS

OZEMPIC is contraindicated in patients with:

- A personal or family history of MTC or in patients with MEN 2 [*see Warnings and Precautions (5.1)*].
- A serious hypersensitivity reaction to semaglutide or to any of the excipients in OZEMPIC. Serious hypersensitivity reactions including anaphylaxis and angioedema have been reported with OZEMPIC [*see Warnings and Precautions (5.7)*].

5 WARNINGS AND PRECAUTIONS

5.1 Risk of Thyroid C-Cell Tumors

In mice and rats, semaglutide caused a dose-dependent and treatment-duration-dependent increase in the incidence of thyroid C-cell tumors (adenomas and carcinomas) after lifetime exposure at clinically relevant plasma exposures [*see Nonclinical Toxicology (13.1)*]. It is unknown whether OZEMPIC causes thyroid C-cell tumors, including MTC, in humans as human relevance of semaglutide-induced rodent thyroid C-cell tumors has not been determined.

Cases of MTC in patients treated with liraglutide, another GLP-1 receptor agonist, have been reported in the postmarketing period; the data in these reports are insufficient to establish or exclude a causal relationship between MTC and GLP-1 receptor agonist use in humans.

OZEMPIC is contraindicated in patients with a personal or family history of MTC or in patients with MEN 2. Counsel patients regarding the potential risk for MTC with the use of OZEMPIC and inform them of symptoms of thyroid tumors (e.g., a mass in the neck, dysphagia, dyspnea, persistent hoarseness).

Routine monitoring of serum calcitonin or using thyroid ultrasound is of uncertain value for early detection of MTC in patients treated with OZEMPIC. Such monitoring may increase the risk of unnecessary procedures, due

to the low test specificity for serum calcitonin and a high background incidence of thyroid disease. Significantly elevated serum calcitonin value may indicate MTC and patients with MTC usually have calcitonin values >50 ng/L. If serum calcitonin is measured and found to be elevated, the patient should be further evaluated. Patients with thyroid nodules noted on physical examination or neck imaging should also be further evaluated.

5.2 Pancreatitis

In glycemetic control trials, acute pancreatitis was confirmed by adjudication in 7 OZEMPIC-treated patients (0.3 cases per 100 patient years) versus 3 in comparator-treated patients (0.2 cases per 100 patient years). One case of chronic pancreatitis was confirmed in an OZEMPIC-treated patient. In a 2-year trial, acute pancreatitis was confirmed by adjudication in 8 OZEMPIC-treated patients (0.27 cases per 100 patient years) and 10 placebo-treated patients (0.33 cases per 100 patient years), both on a background of standard of care.

After initiation of OZEMPIC, observe patients carefully for signs and symptoms of pancreatitis (including persistent severe abdominal pain, sometimes radiating to the back and which may or may not be accompanied by vomiting). If pancreatitis is suspected, OZEMPIC should be discontinued and appropriate management initiated; if confirmed, OZEMPIC should not be restarted.

5.3 Diabetic Retinopathy Complications

In a 2-year trial involving patients with type 2 diabetes and high cardiovascular risk, more events of diabetic retinopathy complications occurred in patients treated with OZEMPIC (3.0%) compared to placebo (1.8%). The absolute risk increase for diabetic retinopathy complications was larger among patients with a history of diabetic retinopathy at baseline (OZEMPIC 8.2%, placebo 5.2%) than among patients without a known history of diabetic retinopathy (OZEMPIC 0.7%, placebo 0.4%).

Rapid improvement in glucose control has been associated with a temporary worsening of diabetic retinopathy. The effect of long-term glycemetic control with semaglutide on diabetic retinopathy complications has not been studied. Patients with a history of diabetic retinopathy should be monitored for progression of diabetic retinopathy.

5.4 Never Share an OZEMPIC Pen Between Patients

OZEMPIC pens must never be shared between patients, even if the needle is changed. Pen-sharing poses a risk for transmission of blood-borne pathogens.

5.5 Hypoglycemia with Concomitant Use of Insulin Secretagogues or Insulin

Patients receiving OZEMPIC in combination with an insulin secretagogue (e.g., sulfonylurea) or insulin may have an increased risk of hypoglycemia, including severe hypoglycemia [*see Adverse Reactions (6.1) and Drug Interactions (7)*].

The risk of hypoglycemia may be lowered by a reduction in the dose of sulfonylurea (or other concomitantly administered insulin secretagogue) or insulin. Inform patients using these concomitant medications of the risk of hypoglycemia and educate them on the signs and symptoms of hypoglycemia.

5.6 Acute Kidney Injury

There have been postmarketing reports of acute kidney injury and worsening of chronic renal failure, which may sometimes require hemodialysis, in patients treated with GLP-1 receptor agonists. Some of these events have been reported in patients without known underlying renal disease. A majority of the reported events occurred in patients who had experienced nausea, vomiting, diarrhea, or dehydration. Monitor renal function when initiating or escalating doses of OZEMPIC in patients reporting severe adverse gastrointestinal reactions.

5.7 Hypersensitivity

Serious hypersensitivity reactions (e.g., anaphylaxis, angioedema) have been reported in patients treated with OZEMPIC. If hypersensitivity reactions occur, discontinue use of OZEMPIC; treat promptly per standard of

care, and monitor until signs and symptoms resolve. Do not use in patients with a previous hypersensitivity to OZEMPIC [see *Contraindications (4) and Adverse Reactions (6.3)*].

Anaphylaxis and angioedema have been reported with other GLP-1 receptor agonists. Use caution in a patient with a history of angioedema or anaphylaxis with another GLP-1 receptor agonist because it is unknown whether such patients will be predisposed to anaphylaxis with OZEMPIC.

5.8 Acute Gallbladder Disease

Acute events of gallbladder disease such as cholelithiasis or cholecystitis have been reported in GLP-1 receptor agonist trials and postmarketing. In placebo-controlled trials, cholelithiasis was reported in 1.5% and 0.4% of patients-treated with OZEMPIC 0.5 mg and 1 mg, respectively. Cholelithiasis was not reported in placebo-treated patients. If cholelithiasis is suspected, gallbladder studies and appropriate clinical follow-up are indicated.

6 ADVERSE REACTIONS

The following serious adverse reactions are described below or elsewhere in the prescribing information:

- Risk of Thyroid C-cell Tumors [see *Warnings and Precautions (5.1)*]
- Pancreatitis [see *Warnings and Precautions (5.2)*]
- Diabetic Retinopathy Complications [see *Warnings and Precautions (5.3)*]
- Hypoglycemia with Concomitant Use of Insulin Secretagogues or Insulin [see *Warnings and Precautions (5.5)*]
- Acute Kidney Injury [see *Warnings and Precautions (5.6)*]
- Hypersensitivity [see *Warnings and Precautions (5.7)*]
- Acute Gallbladder Disease [see *Warnings and Precautions (5.8)*]

6.1 Clinical Trials Experience

Because clinical trials are conducted under widely varying conditions, adverse reaction rates observed in the clinical trials of a drug cannot be directly compared to rates in the clinical trials of another drug and may not reflect the rates observed in practice.

Pool of Placebo-Controlled Trials

The data in Table 1 are derived from 2 placebo-controlled trials (1 monotherapy trial and 1 trial in combination with basal insulin) in patients with type 2 diabetes [see *Clinical Studies (14)*]. These data reflect exposure of 521 patients to OZEMPIC and a mean duration of exposure to OZEMPIC of 32.9 weeks. Across the treatment arms, the mean age of patients was 56 years, 3.4% were 75 years or older and 55% were male. In these trials 71% were White, 7% were Black or African American, and 19% were Asian; 21% identified as Hispanic or Latino ethnicity. At baseline, patients had type 2 diabetes for an average of 8.8 years and had a mean HbA_{1c} of 8.2%. At baseline, 8.9% of the population reported retinopathy. Baseline estimated renal function was normal (eGFR \geq 90 mL/min/1.73m²) in 57.2%, mildly impaired (eGFR 60 to 90 mL/min/1.73m²) in 35.9% and moderately impaired (eGFR 30 to 60 mL/min/1.73m²) in 6.9% of patients.

Pool of Placebo- and Active-Controlled Trials

The occurrence of adverse reactions was also evaluated in a larger pool of patients with type 2 diabetes participating in 7 placebo- and active-controlled glycemic control trials [see *Clinical Studies (14)*] including two trials in Japanese patients evaluating the use of OZEMPIC as monotherapy and add-on therapy to oral medications or insulin. In this pool, a total of 3150 patients with type 2 diabetes were treated with OZEMPIC for a mean duration of 44.9 weeks. Across the treatment arms, the mean age of patients was 57 years, 3.2% were 75 years or older and 57% were male. In these trials, 60% were White, 6% were Black or African American, and 31% were Asian; 16% identified as Hispanic or Latino ethnicity. At baseline, patients had type 2 diabetes for an average of 8.2 years and had a mean HbA_{1c} of 8.2%. At baseline, 7.8% of the population

reported retinopathy. Baseline estimated renal function was normal (eGFR ≥ 90 mL/min/1.73m²) in 63.1%, mildly impaired (eGFR 60 to 90 mL/min/1.73m²) in 34.3%, and moderately impaired (eGFR 30 to 60 mL/min/1.73m²) in 2.5% of the patients.

Common Adverse Reactions

Table 1 shows common adverse reactions, excluding hypoglycemia, associated with the use of OZEMPIC in the pool of placebo-controlled trials. These adverse reactions occurred more commonly on OZEMPIC than on placebo and occurred in at least 5% of patients treated with OZEMPIC.

Table 1. Adverse Reactions in Placebo-Controlled Trials Reported in $\geq 5\%$ of OZEMPIC-Treated Patients with Type 2 Diabetes Mellitus

Adverse Reaction	Placebo (N=262) %	OZEMPIC 0.5 mg (N=260) %	OZEMPIC 1 mg (N=261) %
Nausea	6.1	15.8	20.3
Vomiting	2.3	5.0	9.2
Diarrhea	1.9	8.5	8.8
Abdominal pain	4.6	7.3	5.7
Constipation	1.5	5.0	3.1

In the pool of placebo- and active-controlled trials and in the 2-year cardiovascular outcomes trial, the types and frequency of common adverse reactions, excluding hypoglycemia, were similar to those listed in Table 1.

In a clinical trial with 959 patients treated with OZEMPIC 1 mg or OZEMPIC 2 mg once weekly as add-on to metformin with or without sulfonylurea treatment for 40 weeks, no new safety signals were identified.

Gastrointestinal Adverse Reactions

In the pool of placebo-controlled trials, gastrointestinal adverse reactions occurred more frequently among patients receiving OZEMPIC than placebo (placebo 15.3%, OZEMPIC 0.5 mg 32.7%, OZEMPIC 1 mg 36.4%). The majority of reports of nausea, vomiting, and/or diarrhea occurred during dose escalation. More patients receiving OZEMPIC 0.5 mg (3.1%) and OZEMPIC 1 mg (3.8%) discontinued treatment due to gastrointestinal adverse reactions than patients receiving placebo (0.4%).

In the trial with OZEMPIC 1 mg and 2 mg, gastrointestinal adverse reactions occurred more frequently among patients receiving OZEMPIC 2 mg (34.0%) vs OZEMPIC 1 mg (30.8%).

In addition to the reactions in Table 1, the following gastrointestinal adverse reactions with a frequency of $< 5\%$ were associated with OZEMPIC (frequencies listed, respectively, as: placebo; 0.5 mg; 1 mg): dyspepsia (1.9%, 3.5%, 2.7%), eructation (0%, 2.7%, 1.1%), flatulence (0.8%, 0.4%, 1.5%), gastroesophageal reflux disease (0%, 1.9%, 1.5%), and gastritis (0.8%, 0.8%, 0.4%).

Other Adverse Reactions

Hypoglycemia

Table 2 summarizes the incidence of events related to hypoglycemia by various definitions in the placebo-controlled trials.

Table 2. Hypoglycemia Adverse Reactions in Placebo-Controlled Trials in Patients with Type 2 Diabetes Mellitus

	Placebo	OZEMPIC 0.5 mg	OZEMPIC 1 mg
Monotherapy			

(30 weeks)	N=129	N=127	N=130
Severe [†]	0%	0%	0%
Documented symptomatic (≤70 mg/dL glucose threshold)	0%	1.6%	3.8%
Severe [†] or Blood Glucose Confirmed Symptomatic (≤56 mg/dL glucose threshold)	1.6%	0%	0%
Add-on to Basal Insulin with or without Metformin			
(30 weeks)	N=132	N=132	N=131
Severe [†]	0%	0%	1.5%
Documented symptomatic (≤70 mg/dL glucose threshold)	15.2%	16.7%	29.8%
Severe [†] or Blood Glucose Confirmed Symptomatic (≤56 mg/dL glucose threshold)	5.3%	8.3%	10.7%

[†] “Severe” hypoglycemia adverse reactions are episodes requiring the assistance of another person.

Hypoglycemia was more frequent when OZEMPIC was used in combination with a sulfonylurea [see *Warnings and Precautions (5.5) and Clinical Studies (14)*]. Severe hypoglycemia occurred in 0.8% and 1.2% of patients when OZEMPIC 0.5 mg and 1 mg, respectively, was co-administered with a sulfonylurea. Documented symptomatic hypoglycemia occurred in 17.3% and 24.4% of patients when OZEMPIC 0.5 mg and 1 mg, respectively, was co-administered with a sulfonylurea. Severe or blood glucose confirmed symptomatic hypoglycemia occurred in 6.5% and 10.4% of patients when OZEMPIC 0.5 mg and 1 mg, respectively, was co-administered with a sulfonylurea.

Injection Site Reactions

In placebo-controlled trials, injection site reactions (e.g., injection-site discomfort, erythema) were reported in 0.2% of OZEMPIC-treated patients.

Increases in Amylase and Lipase

In placebo-controlled trials, patients exposed to OZEMPIC had a mean increase from baseline in amylase of 13% and lipase of 22%. These changes were not observed in placebo-treated patients.

Cholelithiasis

In placebo-controlled trials, cholelithiasis was reported in 1.5% and 0.4% of patients-treated with OZEMPIC 0.5 mg and 1 mg, respectively. Cholelithiasis was not reported in placebo-treated patients.

Increases in Heart Rate

In placebo-controlled trials, OZEMPIC 0.5 mg and 1 mg resulted in a mean increase in heart rate of 2 to 3 beats per minute. There was a mean decrease in heart rate of 0.3 beats per minute in placebo-treated patients.

Fatigue, Dysgeusia and Dizziness

Other adverse reactions with a frequency of >0.4% were associated with OZEMPIC include fatigue, dysgeusia and dizziness.

6.2 Immunogenicity

Consistent with the potentially immunogenic properties of protein and peptide pharmaceuticals, patients treated with OZEMPIC may develop anti-semaglutide antibodies. The detection of antibody formation is highly dependent on the sensitivity and specificity of the assay. Additionally, the observed incidence of antibody (including neutralizing antibody) positivity in an assay may be influenced by several factors including assay methodology, sample handling, timing of sample collection, concomitant medications, and underlying disease. For these reasons, the incidence of antibodies to semaglutide in the studies described below cannot be directly compared with the incidence of antibodies in other studies or to other products.

Across the placebo- and active-controlled glycemic control trials, 32 (1.0%) OZEMPIC-treated patients developed anti-drug antibodies (ADAs) to the active ingredient in OZEMPIC (i.e., semaglutide). Of the 32 semaglutide-treated patients that developed semaglutide ADAs, 19 patients (0.6% of the overall population) developed antibodies cross-reacting with native GLP-1. The *in vitro* neutralizing activity of the antibodies is uncertain at this time.

6.3 Postmarketing Experience

The following adverse reactions have been reported during post-approval use of semaglutide, the active ingredient of OZEMPIC. Because these reactions are reported voluntarily from a population of uncertain size, it is not always possible to reliably estimate their frequency or establish a causal relationship to drug exposure.

Gastrointestinal Disorders: Ileus

Hypersensitivity: anaphylaxis, angioedema, rash, urticaria.

Hepatobiliary: cholecystitis, cholecystectomy

7 DRUG INTERACTIONS

7.1 Concomitant Use with an Insulin Secretagogue (e.g., Sulfonylurea) or with Insulin

OZEMPIC stimulates insulin release in the presence of elevated blood glucose concentrations. Patients receiving OZEMPIC in combination with an insulin secretagogue (e.g., sulfonylurea) or insulin may have an increased risk of hypoglycemia, including severe hypoglycemia. When initiating OZEMPIC, consider reducing the dose of concomitantly administered insulin secretagogue (such as sulfonylureas) or insulin to reduce the risk of hypoglycemia [*see Warnings and Precautions (5.5) and Adverse Reactions (6)*].

7.2 Oral Medications

OZEMPIC causes a delay of gastric emptying, and thereby has the potential to impact the absorption of concomitantly administered oral medications. In clinical pharmacology trials, semaglutide did not affect the absorption of orally administered medications to any clinically relevant degree [*see Clinical Pharmacology (12.3)*]. Nonetheless, caution should be exercised when oral medications are concomitantly administered with OZEMPIC.

8 USE IN SPECIFIC POPULATIONS

8.1 Pregnancy

Risk Summary

There are limited data with semaglutide use in pregnant women to inform a drug-associated risk for adverse developmental outcomes. There are clinical considerations regarding the risks of poorly controlled diabetes in pregnancy (*see Clinical Considerations*). Based on animal reproduction studies, there may be potential risks to the fetus from exposure to semaglutide during pregnancy. OZEMPIC should be used during pregnancy only if the potential benefit justifies the potential risk to the fetus.

In pregnant rats administered semaglutide during organogenesis, embryofetal mortality, structural abnormalities and alterations to growth occurred at maternal clinical exposure based on AUC. In rabbits and cynomolgus monkeys administered semaglutide during organogenesis, early pregnancy losses or structural abnormalities were observed at clinical exposure (rabbit) and ≥ 2 -fold the MRHD (monkey). These findings coincided with a marked maternal body weight loss in both animal species (*see Data*).

In the U.S. general population, the estimated background risk of major birth defects and miscarriage in clinically recognized pregnancies is 2 to 4% and 15 to 20%, respectively. The estimated background risk of major birth defects is 6 to 10% in women with pre-gestational diabetes with a peri-conceptual HbA_{1c} >7 and has been reported to be as high as 20 to 25% in women with a peri-conceptual HbA_{1c} >10. The estimated background risk of miscarriage for the indicated population is unknown.

Clinical Considerations

Disease-Associated Maternal and/or Embryo/fetal Risk

Hypoglycemia and hyperglycemia occur more frequently during pregnancy in patients with pre-gestational diabetes. Poorly controlled diabetes during pregnancy increases the maternal risk for diabetic ketoacidosis, pre-eclampsia, spontaneous abortions, preterm delivery, and delivery complications. Poorly controlled diabetes increases the fetal risk for major birth defects, stillbirth, and macrosomia related morbidity.

Data

Animal Data

In a combined fertility and embryofetal development study in rats, subcutaneous doses of 0.01, 0.03 and 0.09 mg/kg/day (0.06-, 0.2-, and 0.6-fold the MRHD) were administered to males for 4 weeks prior to and throughout mating and to females for 2 weeks prior to mating, and throughout organogenesis to Gestation Day 17. In parental animals, pharmacologically mediated reductions in body weight gain and food consumption were observed at all dose levels. In the offspring, reduced growth and fetuses with visceral (heart blood vessels) and skeletal (cranial bones, vertebra, ribs) abnormalities were observed at the human exposure.

In an embryofetal development study in pregnant rabbits, subcutaneous doses of 0.0010, 0.0025 or 0.0075 mg/kg/day (0.02-, 0.2-, and 1.2-fold the MRHD) were administered throughout organogenesis from Gestation Day 6 to 19. Pharmacologically mediated reductions in maternal body weight gain and food consumption were observed at all dose levels. Early pregnancy losses and increased incidences of minor visceral (kidney, liver) and skeletal (sternebra) fetal abnormalities were observed at ≥ 0.0025 mg/kg/day, at clinically relevant exposures.

In an embryofetal development study in pregnant cynomolgus monkeys, subcutaneous doses of 0.015, 0.075, and 0.15 mg/kg twice weekly (0.5-, 3-, and 8-fold the MRHD) were administered throughout organogenesis, from Gestation Day 16 to 50. Pharmacologically mediated, marked initial maternal body weight loss and reductions in body weight gain and food consumption coincided with the occurrence of sporadic abnormalities (vertebra, sternebra, ribs) at ≥ 0.075 mg/kg twice weekly ($\geq 3X$ human exposure).

In a pre- and postnatal development study in pregnant cynomolgus monkeys, subcutaneous doses of 0.015, 0.075, and 0.15 mg/kg twice weekly (0.3-, 2-, and 4-fold the MRHD) were administered from Gestation Day 16 to 140. Pharmacologically mediated marked initial maternal body weight loss and reductions in body weight gain and food consumption coincided with an increase in early pregnancy losses and led to delivery of slightly smaller offspring at ≥ 0.075 mg/kg twice weekly ($\geq 2X$ human exposure).

8.2 Lactation

Risk Summary

There are no data on the presence of semaglutide in human milk, the effects on the breastfed infant, or the effects on milk production. Semaglutide was present in the milk of lactating rats, however, due to species-specific differences in lactation physiology, the clinical relevance of these data are not clear (*see Data*). The developmental and health benefits of breastfeeding should be considered along with the mother's clinical need for OZEMPIC and any potential adverse effects on the breastfed infant from OZEMPIC or from the underlying maternal condition.

Data

In lactating rats, semaglutide was detected in milk at levels 3-12 fold lower than in maternal plasma.

8.3 Females and Males of Reproductive Potential

Discontinue OZEMPIC in women at least 2 months before a planned pregnancy due to the long washout period for semaglutide [see *Use in Specific Populations (8.1)*].

8.4 Pediatric Use

Safety and efficacy of OZEMPIC have not been established in pediatric patients (younger than 18 years).

8.5 Geriatric Use

In the pool of placebo- and active-controlled glycemic control trials, 744 (23.6%) OZEMPIC-treated patients were 65 years of age and over and 102 OZEMPIC-treated patients (3.2%) patients were 75 years of age and over. In SUSTAIN 6, the cardiovascular outcome trial, 788 (48.0%) OZEMPIC-treated patients were 65 years of age and over and 157 OZEMPIC-treated patients (9.6%) patients were 75 years of age and over.

No overall differences in safety or efficacy were detected between these patients and younger patients, but greater sensitivity of some older individuals cannot be ruled out.

8.6 Renal Impairment

No dose adjustment of OZEMPIC is recommended for patients with renal impairment. In subjects with renal impairment including end-stage renal disease (ESRD), no clinically relevant change in semaglutide pharmacokinetics (PK) was observed [see *Clinical Pharmacology (12.3)*].

8.7 Hepatic Impairment

No dose adjustment of OZEMPIC is recommended for patients with hepatic impairment. In a study in subjects with different degrees of hepatic impairment, no clinically relevant change in semaglutide pharmacokinetics (PK) was observed [see *Clinical Pharmacology (12.3)*].

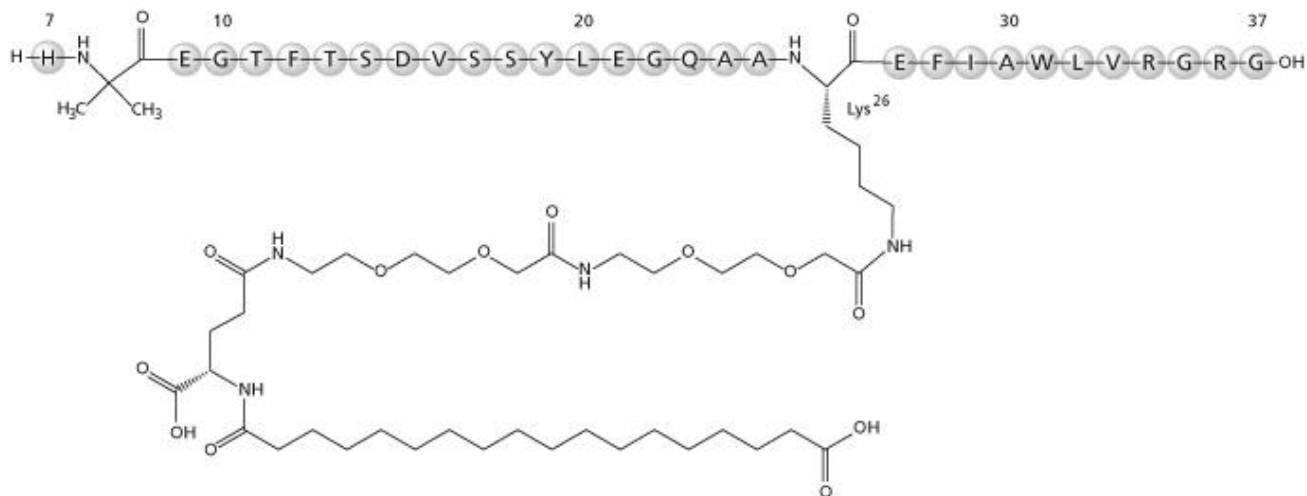
10 OVERDOSAGE

In the event of overdose, appropriate supportive treatment should be initiated according to the patient's clinical signs and symptoms. Consider contacting the Poison Help line (1-800-222-1222) or a medical toxicologist for additional overdose management recommendations. A prolonged period of observation and treatment for these symptoms may be necessary, taking into account the long half-life of OZEMPIC of approximately 1 week.

11 DESCRIPTION

OZEMPIC (semaglutide) injection, for subcutaneous use, contains semaglutide, a human GLP-1 receptor agonist (or GLP-1 analog). The peptide backbone is produced by yeast fermentation. The main protraction mechanism of semaglutide is albumin binding, facilitated by modification of position 26 lysine with a hydrophilic spacer and a C18 fatty di-acid. Furthermore, semaglutide is modified in position 8 to provide stabilization against degradation by the enzyme dipeptidyl-peptidase 4 (DPP-4). A minor modification was made in position 34 to ensure the attachment of only one fatty di-acid. The molecular formula is C₁₈₇H₂₉₁N₄₅O₅₉ and the molecular weight is 4113.58 g/mol.

Structural formula:



OZEMPIC is a sterile, aqueous, clear, colorless solution. Each 3 mL pre-filled single-patient use pen contains semaglutide 2 mg (0.68 mg/mL), 4 mg (1.34 mg/mL), or 8 mg (2.68 mg/mL). Each 1 mL of OZEMPIC solution also contains the following inactive ingredients: disodium phosphate dihydrate, 1.42 mg; propylene glycol, 14.0 mg; phenol, 5.50 mg; and water for injections. OZEMPIC has a pH of approximately 7.4. Hydrochloric acid or sodium hydroxide may be added to adjust pH. The 2 mg/1.5 mL (1.34 mg/mL) strength is not currently marketed by Novo Nordisk Inc.

12 CLINICAL PHARMACOLOGY

12.1 Mechanism of Action

Semaglutide is a GLP-1 analogue with 94% sequence homology to human GLP-1. Semaglutide acts as a GLP-1 receptor agonist that selectively binds to and activates the GLP-1 receptor, the target for native GLP-1.

GLP-1 is a physiological hormone that has multiple actions on glucose, mediated by the GLP-1 receptors.

The principal mechanism of protraction resulting in the long half-life of semaglutide is albumin binding, which results in decreased renal clearance and protection from metabolic degradation. Furthermore, semaglutide is stabilized against degradation by the DPP-4 enzyme.

Semaglutide reduces blood glucose through a mechanism where it stimulates insulin secretion and lowers glucagon secretion, both in a glucose-dependent manner. Thus, when blood glucose is high, insulin secretion is stimulated, and glucagon secretion is inhibited. The mechanism of blood glucose lowering also involves a minor delay in gastric emptying in the early postprandial phase.

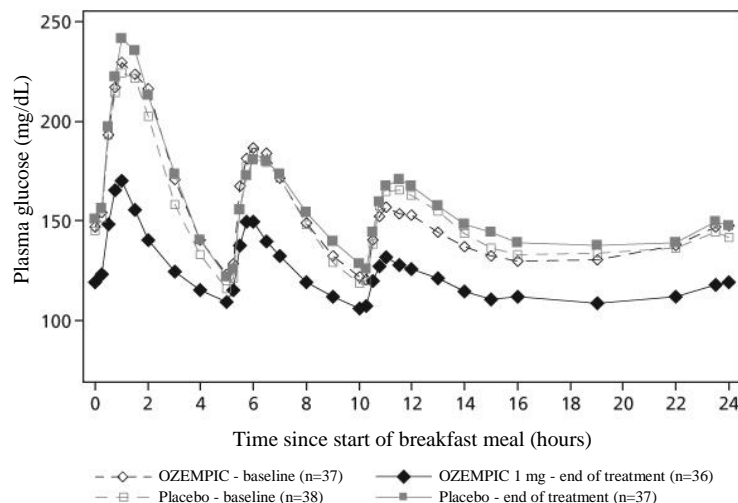
12.2 Pharmacodynamics

Semaglutide lowers fasting and postprandial blood glucose and reduces body weight. All pharmacodynamic evaluations were performed after 12 weeks of treatment (including dose escalation) at steady state with semaglutide 1 mg.

Fasting and Postprandial Glucose

Semaglutide reduces fasting and postprandial glucose concentrations. In patients with type 2 diabetes, treatment with semaglutide 1 mg resulted in reductions in glucose in terms of absolute change from baseline and relative reduction compared to placebo of 29 mg/dL (22%) for fasting glucose, 74 mg/dL (36%) for 2-hour postprandial glucose, and 30 mg/dL (22%) for mean 24-hour glucose concentration (see Figure 1).

Figure 1. Mean 24-hour plasma glucose profiles (standardized meals) in patients with type 2 diabetes before (baseline) and after 12 weeks of treatment with semaglutide or placebo



Insulin Secretion

Both first-and-second-phase insulin secretion are increased in patients with type 2 diabetes treated with OZEMPIC compared with placebo.

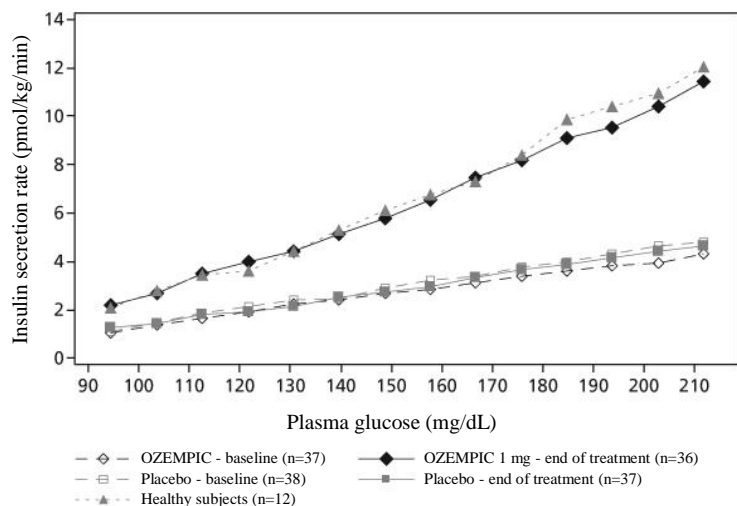
Glucagon Secretion

Semaglutide lowers the fasting and postprandial glucagon concentrations. In patients with type 2 diabetes, treatment with semaglutide resulted in the following relative reductions in glucagon compared to placebo, fasting glucagon (8%), postprandial glucagon response (14-15%), and mean 24 hour glucagon concentration (12%).

Glucose dependent insulin and glucagon secretion

Semaglutide lowers high blood glucose concentrations by stimulating insulin secretion and lowering glucagon secretion in a glucose-dependent manner. With semaglutide, the insulin secretion rate in patients with type 2 diabetes was similar to that of healthy subjects (see Figure 2).

Figure 2. Mean insulin secretion rate versus glucose concentration in patients with type 2 diabetes during graded glucose infusion before (baseline) and after 12 weeks of treatment with semaglutide or placebo and in untreated healthy subjects



During induced hypoglycemia, semaglutide did not alter the counter regulatory responses of increased glucagon compared to placebo and did not impair the decrease of C-peptide in patients with type 2 diabetes.

Gastric emptying

Semaglutide causes a delay of early postprandial gastric emptying, thereby reducing the rate at which glucose appears in the circulation postprandially.

Cardiac electrophysiology (QTc)

The effect of semaglutide on cardiac repolarization was tested in a thorough QTc trial. Semaglutide does not prolong QTc intervals at doses up to 1.5 mg at steady-state.

12.3 Pharmacokinetics

Absorption

Absolute bioavailability of semaglutide is 89%. Maximum concentration of semaglutide is reached 1 to 3 days post dose.

Similar exposure is achieved with subcutaneous administration of semaglutide in the abdomen, thigh, or upper arm.

In patients with type 2 diabetes, semaglutide exposure increases in a dose-proportional manner for once-weekly doses of 0.5 mg, 1 mg and 2 mg. Steady-state exposure is achieved following 4-5 weeks of once-weekly administration. In patients with type 2 diabetes, the mean population-PK estimated steady-state concentrations following once weekly subcutaneous administration of 0.5 mg and 1 mg semaglutide were approximately 65.0 ng/mL and 123.0 ng/mL, respectively. In the trial comparing semaglutide 1 mg and 2 mg, the mean steady state concentrations were 111.1 ng/mL and 222.1 ng/mL, respectively.

Distribution

The mean apparent volume of distribution of semaglutide following subcutaneous administration in patients with type 2 diabetes is approximately 12.5L. Semaglutide is extensively bound to plasma albumin (>99%).

Elimination

The apparent clearance of semaglutide in patients with type 2 diabetes is approximately 0.05 L/h. With an elimination half-life of approximately 1 week, semaglutide will be present in the circulation for about 5 weeks after the last dose.

Metabolism

The primary route of elimination for semaglutide is metabolism following proteolytic cleavage of the peptide backbone and sequential beta-oxidation of the fatty acid sidechain.

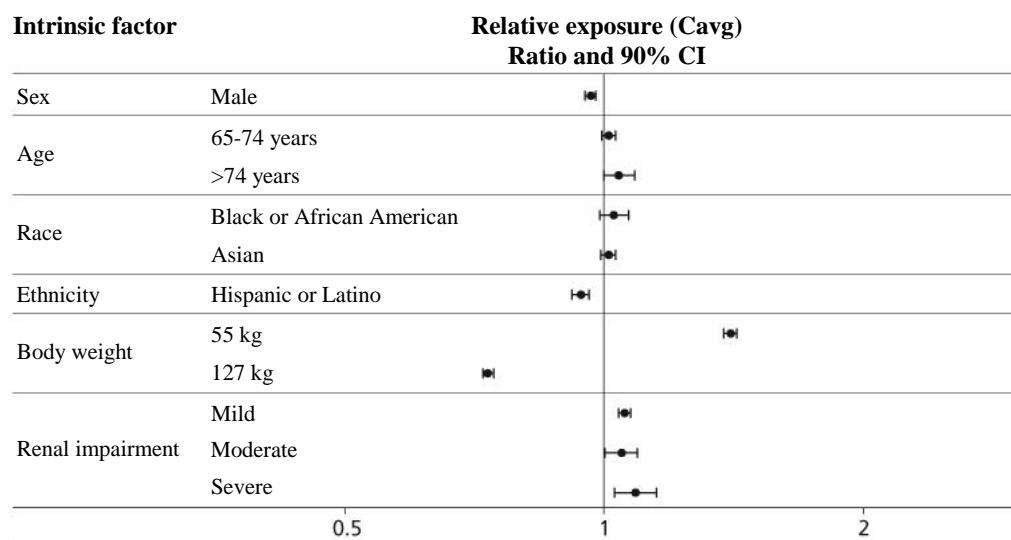
Excretion

The primary excretion routes of semaglutide-related material are via the urine and feces. Approximately 3% of the dose is excreted in the urine as intact semaglutide.

Specific Populations

Based on a population pharmacokinetic analysis, age, sex, race, and ethnicity, and renal impairment do not have a clinically meaningful effect on the pharmacokinetics of semaglutide. The exposure of semaglutide decreases with an increase in body weight. However, semaglutide doses of 0.5 mg and 1 mg provide adequate systemic exposure over the body weight range of 40-198 kg evaluated in the clinical trials. The effects of intrinsic factors on the pharmacokinetics of semaglutide are shown in Figure 3.

Figure 3. Impact of intrinsic factors on semaglutide exposure



Semaglutide exposure (C_{avg}) relative to reference subject profile: non-Hispanic/non-Latino, White, female below 65 years, body weight 85 kg, with normal renal function. Population PK model also included maintenance dose and injection site as covariates. Body weight test categories (55 and 127 kg) represent the 5% and 95% percentiles in the dataset. Abbreviations: C_{avg}: average semaglutide concentration. CI: Confidence interval.

Patients with Renal impairment - Renal impairment does not impact the pharmacokinetics of semaglutide in a clinically relevant manner. This was shown in a study with a single dose of 0.5 mg semaglutide in patients with different degrees of renal impairment (mild, moderate, severe, ESRD) compared with subjects with normal renal function. This was also shown for subjects with both type 2 diabetes and renal impairment based on data from clinical studies (Figure 3).

Patients with Hepatic impairment - Hepatic impairment does not have any impact on the exposure of semaglutide. The pharmacokinetics of semaglutide were evaluated in patients with different degrees of hepatic impairment (mild, moderate, severe) compared with subjects with normal hepatic function in a study with a single-dose of 0.5 mg semaglutide.

Pediatric Patients- Semaglutide has not been studied in pediatric patients.

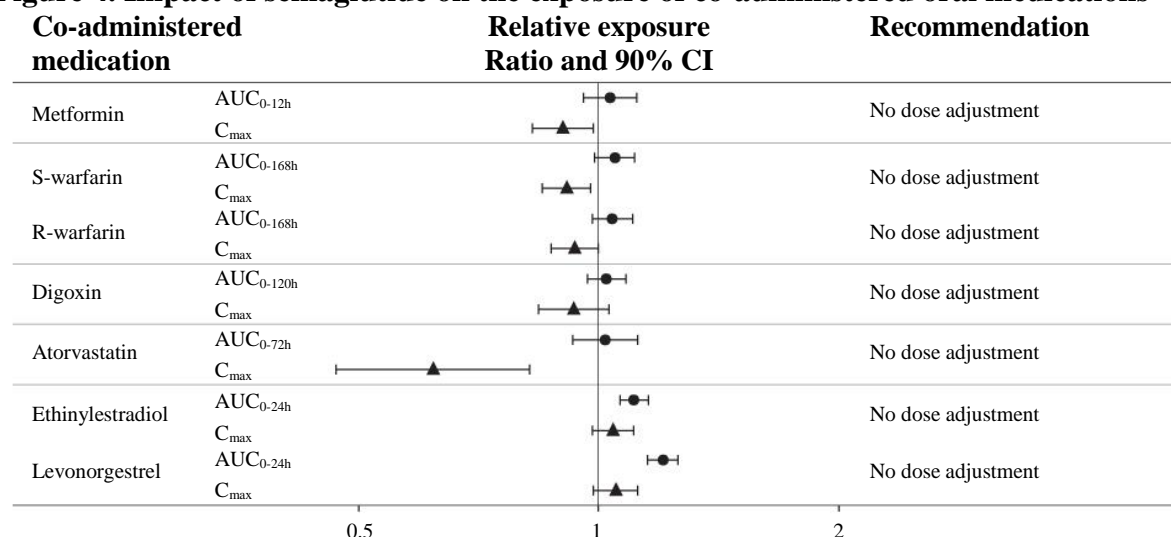
Drug Interaction Studies

In vitro studies have shown very low potential for semaglutide to inhibit or induce CYP enzymes, and to inhibit drug transporters.

The delay of gastric emptying with semaglutide may influence the absorption of concomitantly administered oral medicinal products [see *Drug Interactions (7.2)*]. The potential effect of semaglutide on the absorption of co-administered oral medications was studied in trials at semaglutide 1 mg steady-state exposure.

No clinically relevant drug-drug interaction with semaglutide (Figure 4) was observed based on the evaluated medications; therefore, no dose adjustment is required when co-administered with semaglutide. In a separate study, no apparent effect on the rate of gastric emptying was observed with semaglutide 2.4 mg.

Figure 4. Impact of semaglutide on the exposure of co-administered oral medications



Relative exposure in terms of AUC and C_{max} for each medication when given with semaglutide compared to without semaglutide. Metformin and oral contraceptive drug (ethinylestradiol/levonorgestrel) were assessed at steady state. Warfarin (S-warfarin/R-warfarin), digoxin and atorvastatin were assessed after a single dose. Abbreviations: AUC: area under the curve. C_{max}: maximum concentration. CI: confidence interval.

13 NONCLINICAL TOXICOLOGY

13.1 Carcinogenesis, Mutagenesis, Impairment of Fertility

In a 2-year carcinogenicity study in CD-1 mice, subcutaneous doses of 0.3, 1 and 3 mg/kg/day [2-, 11-, and 30-fold the maximum recommended human dose (MRHD) of 2 mg/week, based on AUC] were administered to the males, and 0.1, 0.3 and 1 mg/kg/day (1-, 2-, and 7-fold MRHD) were administered to the females. A statistically significant increase in thyroid C-cell adenomas and a numerical increase in C-cell carcinomas were observed in males and females at clinically relevant exposures.

In a 2-year carcinogenicity study in Sprague Dawley rats, subcutaneous doses of 0.0025, 0.01, 0.025 and 0.1 mg/kg/day were administered (below quantification, 0.2-, 0.5-, and 3-fold the exposure at the MRHD). A statistically significant increase in thyroid C-cell adenomas was observed in males and females at all dose levels, and a statistically significant increase in thyroid C-cell carcinomas was observed in males at ≥ 0.01 mg/kg/day, at clinically relevant exposures.

Human relevance of thyroid C-cell tumors in rats is unknown and could not be determined by clinical studies or nonclinical studies [see *Boxed Warning and Warnings and Precautions (5.1)*].

Semaglutide was not mutagenic or clastogenic in a standard battery of genotoxicity tests (bacterial mutagenicity (Ames), human lymphocyte chromosome aberration, rat bone marrow micronucleus).

In a combined fertility and embryo-fetal development study in rats, subcutaneous doses of 0.01, 0.03 and 0.09 mg/kg/day (0.06-, 0.2-, and 0.6-fold the MRHD) were administered to male and female rats. Males were dosed for 4 weeks prior to mating, and females were dosed for 2 weeks prior to mating and throughout organogenesis until Gestation Day 17. No effects were observed on male fertility. In females, an increase in estrus cycle length was observed at all dose levels, together with a small reduction in numbers of corpora lutea at ≥ 0.03 mg/kg/day. These effects were likely an adaptive response secondary to the pharmacological effect of semaglutide on food consumption and body weight.

14 CLINICAL STUDIES

14.1 Overview of Clinical Studies

OZEMPIC has been studied as monotherapy and in combination with metformin, metformin and sulfonylureas, metformin and/or thiazolidinedione, and basal insulin in patients with type 2 diabetes mellitus. The efficacy of OZEMPIC was compared with placebo, sitagliptin, exenatide extended-release (ER), and insulin glargine.

Most trials evaluated the use of OZEMPIC 0.5 mg, and 1 mg, with the exception of the trial comparing OZEMPIC and exenatide ER where only the 1 mg dose was studied. One trial evaluated the use of OZEMPIC 2 mg once weekly.

In patients with type 2 diabetes mellitus, OZEMPIC produced clinically relevant reduction from baseline in HbA_{1c} compared with placebo.

The efficacy of OZEMPIC was not impacted by age, gender, race, ethnicity, BMI at baseline, body weight (kg) at baseline, diabetes duration and level of renal function impairment.

14.2 Monotherapy Use of OZEMPIC in Patients with Type 2 Diabetes Mellitus

In a 30-week double-blind trial (NCT02054897), 388 patients with type 2 diabetes mellitus inadequately controlled with diet and exercise were randomized to OZEMPIC 0.5 mg or OZEMPIC 1 mg once weekly or placebo. Patients had a mean age of 54 years and 54% were men. The mean duration of type 2 diabetes was 4.2 years, and the mean BMI was 33 kg/m². Overall, 64% were White, 8% were Black or African American, and 21% were Asian; 30% identified as Hispanic or Latino ethnicity.

Monotherapy with OZEMPIC 0.5 mg and 1 mg once weekly for 30 weeks resulted in a statistically significant reduction in HbA_{1c} compared with placebo (see Table 3).

Table 3. Results at Week 30 in a Trial of OZEMPIC as Monotherapy in Adult Patients with Type 2 Diabetes Mellitus Inadequately Controlled with Diet and Exercise

	Placebo	OZEMPIC 0.5 mg	OZEMPIC 1 mg
Intent-to-Treat (ITT) Population (N) ^a	129	128	130
HbA _{1c} (%)			
Baseline (mean)	8.0	8.1	8.1
Change at week 30 ^b	-0.1	-1.4	-1.6
Difference from placebo ^b [95% CI]		-1.2 [-1.5, -0.9] ^c	-1.4 [-1.7, -1.1] ^c
Patients (%) achieving HbA _{1c} <7%	28	73	70
FPG (mg/dL)			
Baseline (mean)	174	174	179
Change at week 30 ^b	-15	-41	-44

^aThe intent-to-treat population includes all randomized and exposed patients. At week 30 the primary HbA_{1c} endpoint was missing for 10%, 7% and 7% of patients and during the trial rescue medication was initiated by 20%, 5% and 4% of patients randomized to placebo, OZEMPIC 0.5 mg and OZEMPIC 1 mg, respectively. Missing data were imputed using multiple imputation based on retrieved dropouts.

^bIntent-to-treat analysis using ANCOVA adjusted for baseline value and country.

^c $p < 0.0001$ (2-sided) for superiority, adjusted for multiplicity.

The mean baseline body weight was 89.1 kg, 89.8 kg, 96.9 kg in the placebo, OZEMPIC 0.5 mg, and OZEMPIC 1 mg arms, respectively. The mean changes from baseline to week 30 were -1.2 kg, -3.8 kg and -4.7 kg in the placebo, OZEMPIC 0.5 mg, and OZEMPIC 1 mg arms, respectively. The difference from placebo (95% CI) for OZEMPIC 0.5 mg was -2.6 kg (-3.8, -1.5), and for OZEMPIC 1 mg was -3.5 kg (-4.8, -2.2).

14.3 Combination Therapy Use of OZEMPIC in Patients with Type 2 Diabetes Mellitus Combination with metformin and/or thiazolidinediones

In a 56-week, double-blind trial (NCT01930188), 1231 patients with type 2 diabetes mellitus were randomized to OZEMPIC 0.5 mg once weekly, OZEMPIC 1 mg once weekly, or sitagliptin 100 mg once daily, all in combination with metformin (94%) and/or thiazolidinediones (6%). Patients had a mean age of 55 years and 51% were men. The mean duration of type 2 diabetes was 6.6 years, and the mean BMI was 32 kg/m². Overall, 68% were White, 5% were Black or African American, and 25% were Asian; 17% identified as Hispanic or Latino ethnicity.

Treatment with OZEMPIC 0.5 mg and 1 mg once weekly for 56 weeks resulted in a statistically significant reduction in HbA_{1c} compared to sitagliptin (see Table 4 and Figure 5).

Table 4. Results at Week 56 in a Trial of OZEMPIC Compared to Sitagliptin in Adult Patients with Type 2 Diabetes Mellitus in Combination with Metformin and/or Thiazolidinediones

	OZEMPIC 0.5 mg	OZEMPIC 1 mg	Sitagliptin
Intent-to-Treat (ITT) Population (N) ^a	409	409	407
HbA _{1c} (%)			
Baseline (mean)	8.0	8.0	8.2
Change at week 56 ^b	-1.3	-1.5	-0.7
Difference from sitagliptin ^b [95% CI]	-0.6 [-0.7, -0.4] ^c	-0.8 [-0.9, -0.6] ^c	
Patients (%) achieving HbA _{1c} <7%	66	73	40
FPG (mg/dL)			
Baseline (mean)	168	167	173
Change at week 56 ^b	-35	-43	-23

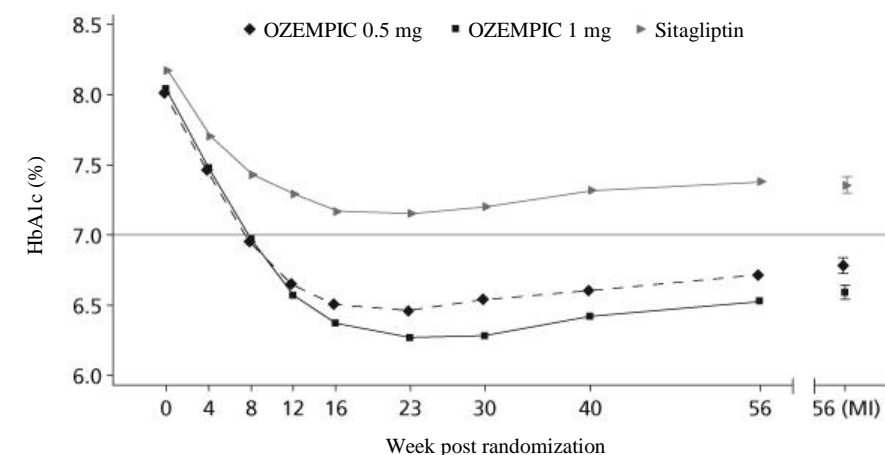
^aThe intent-to-treat population includes all randomized and exposed patients. At week 56 the primary HbA_{1c} endpoint was missing for 7%, 5% and 6% of patients and during the trial rescue medication was initiated by 5%, 2% and 19% of patients randomized to OZEMPIC 0.5 mg, OZEMPIC 1 mg and sitagliptin, respectively. Missing data were imputed using multiple imputation based on retrieved dropouts.

^bIntent-to-treat analysis using ANCOVA adjusted for baseline value and country.

^c*p*<0.0001 (2-sided) for superiority, adjusted for multiplicity.

The mean baseline body weight was 89.9 kg, 89.2 kg, 89.3 kg in the OZEMPIC 0.5 mg, OZEMPIC 1 mg, and sitagliptin arms, respectively. The mean changes from baseline to week 56 were -4.2 kg, -5.5 kg, and -1.7 kg for the OZEMPIC 0.5 mg, OZEMPIC 1 mg, and sitagliptin arms, respectively. The difference from sitagliptin (95% CI) for OZEMPIC 0.5 mg was -2.5 kg (-3.2, -1.8), and for OZEMPIC 1 mg was -3.8 kg (-4.5, -3.1).

Figure 5. Mean HbA_{1c} (%) over time - baseline to week 56



Number of patients	OZEMPIC 0.5 mg	OZEMPIC 1 mg	Sitagliptin	56 (MI)
OZEMPIC 0.5 mg	409	383	382	409
OZEMPIC 1 mg	409	378	387	409
Sitagliptin	407	387	384	407

Observed mean HbA_{1c} at scheduled visits and retrieved dropout multiple imputation (MI) based estimate at week 56 with standard error

Combination with metformin or metformin with sulfonylurea

In a 56-week, open-label trial (NCT01885208), 813 patients with type 2 diabetes mellitus on metformin alone (49%), metformin with sulfonylurea (45%), or other (6%) were randomized to OZEMPIC 1 mg once weekly or exenatide 2 mg once weekly. Patients had a mean age of 57 years and 55% were men. The mean duration of type 2 diabetes was 9 years, and the mean BMI was 34 kg/m². Overall, 84% were White, 7% were Black or African American, and 2% were Asian; 24% identified as Hispanic or Latino ethnicity.

Treatment with OZEMPIC 1 mg once weekly for 56 weeks resulted in a statistically significant reduction in HbA_{1c} compared to exenatide 2 mg once weekly (see Table 5).

Table 5. Results at Week 56 in a Trial of OZEMPIC Compared to Exenatide 2 mg Once Weekly in Adult Patients with Type 2 Diabetes Mellitus in Combination with Metformin or Metformin with Sulfonylurea

	OZEMPIC 1 mg	Exenatide ER 2 mg
Intent-to-Treat (ITT) Population (N) ^a	404	405
HbA _{1c} (%)		
Baseline (mean)	8.4	8.3
Change at week 56 ^b	-1.4	-0.9
Difference from exenatide ^b [95% CI]	-0.5 [-0.7, -0.3] ^c	
Patients (%) achieving HbA _{1c} <7%	62	40
FPG (mg/dL)		
Baseline (mean)	191	188
Change at week 56 ^b	-44	-34

^aThe intent-to-treat population includes all randomized and exposed patients. At week 56 the primary HbA_{1c} endpoint was missing for 9% and 11% of patients and during the trial rescue medication was initiated by 5% and 10% of patients randomized to OZEMPIC 1 mg and exenatide ER 2 mg, respectively. Missing data were imputed using multiple imputation based on retrieved dropouts.

^bIntent-to-treat analysis using ANCOVA adjusted for baseline value and country.

^cp<0.0001 (2-sided) for superiority, adjusted for multiplicity.

The mean baseline body weight was 96.2 kg and 95.4 kg in the OZEMPIC 1 mg and exenatide ER arms, respectively. The mean changes from baseline to week 56 were -4.8 kg and -2.0 kg in the OZEMPIC 1 mg and

exenatide ER arms, respectively. The difference from exenatide ER (95% CI) for OZEMPIC 1 mg was -2.9 kg (-3.6, -2.1).

Combination with metformin or metformin with sulfonylurea

In a 30-week, open-label trial (NCT02128932), 1089 patients with type 2 diabetes mellitus were randomized to OZEMPIC 0.5 mg once weekly, OZEMPIC 1 mg once weekly, or insulin glargine once daily on a background of metformin (48%) or metformin and sulfonylurea (51%). Patients had a mean age of 57 years and 53% were men. The mean duration of type 2 diabetes was 8.6 years, and the mean BMI was 33 kg/m². Overall, 77% were White, 9% were Black or African American, and 11% were Asian; 20% identified as Hispanic or Latino ethnicity.

Patients assigned to insulin glargine had a baseline mean HbA_{1c} of 8.1% and were started on a dose of 10 U once daily. Insulin glargine dose adjustments occurred throughout the trial period based on self-measured fasting plasma glucose before breakfast, targeting 71 to <100 mg/dL. In addition, investigators could titrate insulin glargine at their discretion between study visits. Only 26% of patients had been titrated to goal by the primary endpoint at week 30, at which time the mean daily insulin dose was 29 U per day.

Treatment with OZEMPIC 0.5 mg and 1 mg once weekly for 30 weeks resulted in a statistically significant reduction in HbA_{1c} compared with the insulin glargine titration implemented in this study protocol (see Table 6).

Table 6. Results at Week 30 in a Trial of OZEMPIC Compared to Insulin Glargine in Adult Patients with Type 2 Diabetes Mellitus in Combination with Metformin or Metformin with Sulfonylurea

	OZEMPIC 0.5 mg	OZEMPIC 1 mg	Insulin Glargine
Intent-to-Treat (ITT) Population (N) ^a	362	360	360
HbA _{1c} (%)			
Baseline (mean)	8.1	8.2	8.1
Change at week 30 ^b	-1.2	-1.5	-0.9
Difference from insulin glargine ^b [95% CI]	-0.3 [-0.5, -0.1] ^c	-0.6 [-0.8, -0.4] ^c	
Patients (%) achieving HbA _{1c} <7%	55	66	40
FPG (mg/dL)			
Baseline (mean)	172	179	174
Change at week 30 ^b	-35	-46	-37

^aThe intent-to-treat population includes all randomized and exposed patients. At week 30 the primary HbA_{1c} endpoint was missing for 8%, 6% and 6% of patients and during the trial rescue medication was initiated by 4%, 3% and 1% of patients randomized to OZEMPIC 0.5 mg, OZEMPIC 1 mg and insulin glargine, respectively. Missing data were imputed using multiple imputation based on retrieved dropouts.

^bIntent-to-treat analysis using ANCOVA adjusted for baseline value, country and stratification factors.

^c*p*<0.0001 (2-sided) for superiority, adjusted for multiplicity.

The mean baseline body weight was 93.7 kg, 94.0 kg, 92.6 kg in the OZEMPIC 0.5 mg, OZEMPIC 1 mg, and insulin glargine arms, respectively. The mean changes from baseline to week 30 were -3.2 kg, -4.7 kg and 0.9 kg in the OZEMPIC 0.5 mg, OZEMPIC 1 mg, and insulin glargine arms, respectively. The difference from insulin glargine (95% CI) for OZEMPIC 0.5 mg was -4.1 kg (-4.9, -3.3) and for OZEMPIC 1 mg was -5.6 kg (-6.4, -4.8).

Combination with metformin or metformin with sulfonylurea

In a 40-week, double-blind trial (NCT03989232), 961 patients with type 2 diabetes currently treated with metformin with or without sulfonylurea treatment were randomized to OZEMPIC 2 mg or OZEMPIC 1 mg once weekly. Patients had a mean age of 58.0 years and 58.6% were men. The mean duration of type 2 diabetes

was 9.5 years and the mean BMI was 34.6 kg/m². At randomization, 53.3% of patients were treated with sulfonylurea and metformin. Overall, 88.1% were White, 4.5% were Black or African American, and 7.2% were Asian; 11.6% identified as Hispanic or Latino ethnicity. Treatment with OZEMPIC 2 mg once weekly for 40 weeks resulted in a statistically significant reduction in HbA_{1c} compared with OZEMPIC 1 mg (see Table 7). Patients were stratified by region (Japan/outside Japan) at randomization.

Table 7. Results at Week 40 in a Trial of OZEMPIC 2 mg Compared to OZEMPIC 1 mg in Adult Patients with Type 2 Diabetes Mellitus in Combination With Metformin or Metformin with Sulfonylurea

	OZEMPIC 1 mg	OZEMPIC 2 mg
Intent-to-Treat (ITT) Population (N) ^a	481	480
HbA _{1c} (%)		
Baseline (mean)	8.8	8.9
Change at week 40 ^b	-1.9	-2.1
Difference from OZEMPIC 1 mg [95% CI]		-0.2 [-0.31 ; -0.04] ^c
Patients (%) achieving HbA _{1c} <7% ^a	56	64
FPG (mg/dL)		
Baseline (mean)	196	193
Change at week 40 ^b	-55	-59

^a The intent-to-treat population includes all randomized subjects. At week 40 the primary HbA_{1c} endpoint was missing for 3% and 5% of patients randomized to OZEMPIC 1 mg and OZEMPIC 2 mg, respectively. Missing data were imputed using multiple imputation based on retrieved dropouts. For calculation of proportions, imputed values are dichotomized and the denominator is the number of all randomized subjects.

^b Intent-to-treat analysis using ANCOVA adjusted for baseline value and stratification factor.

^c p<0.01 (2-sided) for superiority, adjusted for multiplicity.

The mean baseline body weight was 98.6 kg and 100.1 kg in the OZEMPIC 1 mg and OZEMPIC 2 mg arms, respectively. The mean changes from baseline to week 40 were -5.6 kg and -6.4 kg in the OZEMPIC 1 mg and OZEMPIC 2 mg arms, respectively. The difference between treatment arms in body weight change from baseline at week 40 was not statistically significant.

Combination with basal insulin

In a 30-week, double-blind trial (NCT02305381), 397 patients with type 2 diabetes mellitus inadequately controlled with basal insulin, with or without metformin, were randomized to OZEMPIC 0.5 mg once weekly, OZEMPIC 1 mg once weekly, or placebo. Patients with HbA_{1c} ≤ 8.0% at screening reduced their insulin dose by 20% at start of the trial to reduce the risk of hypoglycemia. Patients had a mean age of 59 years and 56% were men. The mean duration of type 2 diabetes was 13 years, and the mean BMI was 32 kg/m². Overall, 78% were White, 5% were Black or African American, and 17% were Asian; 12% identified as Hispanic or Latino ethnicity.

Treatment with OZEMPIC resulted in a statistically significant reduction in HbA_{1c} after 30 weeks of treatment compared to placebo (see Table 8).

Table 8. Results at Week 30 in a Trial of OZEMPIC in Adult Patients with Type 2 Diabetes Mellitus in Combination with Basal Insulin with or without Metformin

	Placebo	OZEMPIC 0.5 mg	OZEMPIC 1 mg
Intent-to-Treat (ITT) Population (N) ^a	133	132	131
HbA _{1c} (%)			
Baseline (mean)	8.4	8.4	8.3
Change at week 30 ^b	-0.2	-1.3	-1.7
Difference from placebo ^b		-1.1	-1.6

[95% CI]		[-1.4, -0.8] ^c	[-1.8, -1.3] ^c
Patients (%) achieving HbA _{1c} <7%	13	56	73
FPG (mg/dL)			
Baseline (mean)	154	161	153
Change at week 30 ^b	-8	-28	-39

^aThe intent-to-treat population includes all randomized and exposed patients. At week 30 the primary HbA_{1c} endpoint was missing for 7%, 5% and 5% of patients and during the trial rescue medication was initiated by 14%, 2% and 1% of patients randomized to placebo, OZEMPIC 0.5 mg and OZEMPIC 1 mg, respectively. Missing data were imputed using multiple imputation based on retrieved dropouts.

^bIntent-to-treat analysis using ANCOVA adjusted for baseline value, country and stratification factors.

^c*p*<0.0001 (2-sided) for superiority, adjusted for multiplicity.

The mean baseline body weight was 89.9 kg, 92.7 kg, and 92.5 kg in the placebo, OZEMPIC 0.5 mg, and OZEMPIC 1 mg arms, respectively. The mean changes from baseline to week 30 were -1.2 kg, -3.5 kg, and -6.0 kg in the placebo, OZEMPIC 0.5 mg, and OZEMPIC 1 mg arms, respectively. The difference from placebo (95% CI) for OZEMPIC 0.5 mg was -2.2 kg (-3.4, -1.1), and for OZEMPIC 1 mg was -4.7 kg (-5.8, -3.6).

14.4 Cardiovascular Outcomes Trial of OZEMPIC in Patients with Type 2 Diabetes Mellitus and Cardiovascular Disease

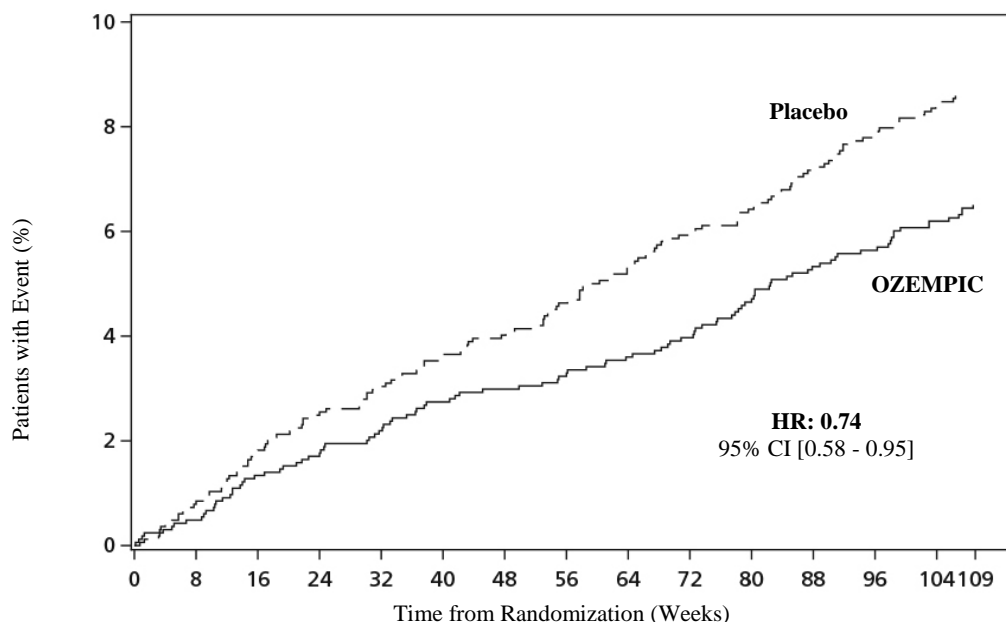
SUSTAIN 6 (NCT01720446) was a multi-center, multi-national, placebo-controlled, double-blind cardiovascular outcomes trial. In this trial, 3,297 patients with inadequately controlled type 2 diabetes and atherosclerotic cardiovascular disease were randomized to OZEMPIC (0.5 mg or 1 mg) once weekly or placebo for a minimum observation time of 2 years. The trial compared the risk of Major Adverse Cardiovascular Event (MACE) between semaglutide and placebo when these were added to and used concomitantly with standard of care treatments for diabetes and cardiovascular disease. The primary endpoint, MACE, was the time to first occurrence of a three-part composite outcome which included cardiovascular death, non-fatal myocardial infarction and non-fatal stroke.

Patients eligible to enter the trial were; 50 years of age or older and had established, stable, cardiovascular, cerebrovascular, peripheral artery disease, chronic kidney disease or NYHA class II and III heart failure or were 60 years of age or older and had other specified risk factors for cardiovascular disease. In total, 1,940 patients (58.8%) had established cardiovascular disease without chronic kidney disease, 353 (10.7%) had chronic kidney disease only, and 442 (13.4%) had both cardiovascular disease and kidney disease; 562 patients (17%) had cardiovascular risk factors without established cardiovascular disease or chronic kidney disease. In the trial 453 patients (13.7%) had peripheral artery disease. The mean age at baseline was 65 years, and 61% were men. The mean duration of diabetes was 13.9 years, and mean BMI was 33 kg/m². Overall, 83% were White, 7% were Black or African American, and 8% were Asian; 16% identified as Hispanic or Latino ethnicity. Concomitant diseases of patients in this trial included, but were not limited to, heart failure (24%), hypertension (93%), history of ischemic stroke (12%) and history of a myocardial infarction (33%). In total, 98.0% of the patients completed the trial and the vital status was known at the end of the trial for 99.6%.

For the primary analysis, a Cox proportional hazards model was used to test for non-inferiority of OZEMPIC to placebo for time to first MACE using a risk margin of 1.3. The statistical analysis plan pre specified that the 0.5 mg and 1 mg doses would be combined. Type-1 error was controlled across multiple tests using a hierarchical testing strategy.

OZEMPIC significantly reduced the occurrence of MACE. The estimated hazard ratio for time to first MACE was 0.74 (95% CI: 0.58, 0.95). Refer to Figure 6 and Table 9.

Figure 6. Kaplan-Meier: Time to First Occurrence of a MACE in the SUSTAIN 6 Trial



Patients at risk								
OZEMPIC	1648	1619	1601	1584	1568	1543	1524	1505
Placebo	1649	1616	1586	1567	1534	1508	1479	1460

The treatment effect for the primary composite endpoint and its components in the SUSTAIN 6 trial is shown in Table 9.

Table 9. Treatment Effect for MACE and its Components, Median Study Observation Time of 2.1 Years

	Placebo N=1649 (%)	OZEMPIC N=1648 (%)	Hazard ratio vs Placebo (95% CI) ^a
Composite of cardiovascular death, non-fatal myocardial infarction, non-fatal stroke (time to first occurrence)	146 (8.9)	108 (6.6)	0.74 (0.58, 0.95)
Non-fatal Myocardial Infarction	64 (3.9)	47 (2.9)	0.74 (0.51, 1.08)
Non-fatal Stroke	44 (2.7)	27 (1.6)	0.61 (0.38, 0.99)
Cardiovascular Death	46 (2.8)	44 (2.7)	0.98 (0.65, 1.48)
Fatal or Non-fatal Myocardial Infarction	67 (4.1)	54 (3.3)	0.81 (0.57, 1.16)
Fatal or Non-fatal Stroke	46 (2.8)	30 (1.8)	0.65 (0.41, 1.03)

^a Cox-proportional hazards models with treatment as factor and stratified by evidence of cardiovascular disease, insulin treatment and renal impairment.

16 HOW SUPPLIED/STORAGE AND HANDLING

How Supplied

Injection: clear, colorless solution of 0.68 mg/mL, 1.34 mg/mL or 2.68 mg/mL of semaglutide available in pre-filled, disposable, single-patient-use pens in the following packaging configurations:

Dose per Injection	Use For	Total Strength per Total Volume	Doses per Pen	Carton Contents	NDC
0.25 mg	Initiation	2 mg / 3 mL	4 doses of 0.25 mg and 2 doses of 0.5 mg or	1 pen 6 NovoFine® Plus needles	0169-4181-13

0.5 mg	Maintenance		4 doses of 0.5 mg		
1 mg	Maintenance	4 mg / 3 mL	4 doses of 1 mg	1 pen 4 NovoFine® Plus needles	0169-4130-13
2 mg	Maintenance	8 mg / 3 mL	4 doses of 2 mg	1 pen 4 NovoFine® Plus needles	0169-4772-12

The 2 mg/1.5 mL (1.34 mg/mL) strength (NDC 0169-4132-12) is not currently marketed by Novo Nordisk Inc.

Each OZEMPIC pen is for use by a single patient. An OZEMPIC pen must never be shared between patients, even if the needle is changed [see *Warnings and Precautions (5.4)*].

Recommended Storage

Prior to first use, OZEMPIC should be stored in a refrigerator between 36°F to 46°F (2°C to 8°C) (Table 10). Do not store in the freezer or directly adjacent to the refrigerator cooling element. Do not freeze OZEMPIC and do not use OZEMPIC if it has been frozen.

After first use of the OZEMPIC pen, the pen can be stored for 56 days at controlled room temperature (59°F to 86°F; 15°C to 30°C) or in a refrigerator (36°F to 46°F; 2°C to 8°C). Do not freeze. Keep the pen cap on when not in use. OZEMPIC should be protected from excessive heat and sunlight.

Always remove and safely discard the needle after each injection and store the OZEMPIC pen without an injection needle attached. Always use a new needle for each injection.

The storage conditions are summarized in Table 10:

Table 10. Recommended Storage Conditions for the OZEMPIC Pen

Prior to first use	After first use	
Refrigerated 36°F to 46°F (2°C to 8°C)	Room Temperature 59°F to 86°F (15°C to 30°C)	Refrigerated 36°F to 46°F (2°C to 8°C)
Until expiration date	56 days	

17 PATIENT COUNSELING INFORMATION

Advise the patient to read the FDA-approved patient labeling (Medication Guide and Instructions for Use).

Risk of Thyroid C-cell Tumors

Inform patients that semaglutide causes thyroid C-cell tumors in rodents and that the human relevance of this finding has not been determined. Counsel patients to report symptoms of thyroid tumors (e.g., a lump in the neck, hoarseness, dysphagia, or dyspnea) to their physician [see *Boxed Warning and Warnings and Precautions (5.1)*].

Pancreatitis

Inform patients of the potential risk for pancreatitis. Instruct patients to discontinue OZEMPIC promptly and contact their physician if pancreatitis is suspected (severe abdominal pain that may radiate to the back, and which may or may not be accompanied by vomiting) [see *Warnings and Precautions (5.2)*].

Diabetic Retinopathy Complications

Inform patients to contact their physician if changes in vision are experienced during treatment with OZEMPIC [see *Warnings and Precautions (5.3)*].

Never Share an OZEMPIC Pen Between Patients

Advise patients that they must never share an OZEMPIC pen with another person, even if the needle is changed, because doing so carries a risk for transmission of blood-borne pathogens [*see Warnings and Precautions (5.4)*].

Hypoglycemia with Concomitant Use of Insulin Secretagogues or Insulin

Inform patients that the risk of hypoglycemia is increased when OZEMPIC is used with an insulin secretagogue (such as a sulfonylurea) or insulin. Educate patients on the signs and symptoms of hypoglycemia [*see Warnings and Precautions (5.5)*].

Acute Kidney Injury

Advise patients treated with OZEMPIC of the potential risk of dehydration due to gastrointestinal adverse reactions and take precautions to avoid fluid depletion. Inform patients of the potential risk for worsening renal function and explain the associated signs and symptoms of renal impairment, as well as the possibility of dialysis as a medical intervention if acute kidney injury occurs [*see Warnings and Precautions (5.6)*].

Hypersensitivity Reactions

Inform patients that serious hypersensitivity reactions have been reported during postmarketing use of OZEMPIC. Advise patients on the symptoms of hypersensitivity reactions and instruct them to stop taking OZEMPIC and seek medical advice promptly if such symptoms occur [*see Warnings and Precautions (5.7)*].

Acute Gallbladder Disease

Inform patients of the potential risk for cholelithiasis or cholecystitis. Instruct patients to contact their physician if cholelithiasis or cholecystitis is suspected for appropriate clinical follow-up [*see Warnings and Precautions (5.8)*].

Pregnancy

Advise a pregnant woman of the potential risk to a fetus. Advise women to inform their healthcare provider if they are pregnant or intend to become pregnant [*see Use in Specific Populations (8.1), (8.3)*].

Missed doses

Inform patients if a dose is missed, it should be administered as soon as possible within 5 days after the missed dose. If more than 5 days have passed, the missed dose should be skipped and the next dose should be administered on the regularly scheduled day. In each case, inform patients to resume their regular once weekly dosing schedule [*see Dosage and Administration (2.2)*].

Manufactured by:

Novo Nordisk A/S
DK-2880 Bagsvaerd
Denmark

For information about OZEMPIC contact:

Novo Nordisk Inc.
800 Scudders Mill Road
Plainsboro, NJ 08536
1-888-693-6742

Version: 9

OZEMPIC[®] and NovoFine[®] are registered trademarks of Novo Nordisk A/S.

PATENT INFORMATION: <http://www.novonordisk-us.com/products/product-patents.html>

© 2023 Novo Nordisk

COVER PAGE INFORMATION

OZEMPIC[®]

(semaglutide)

injection

2 mg/3 mL (0.68 mg/mL)

Prefilled pen

and

4 mg/3 mL (1.34 mg/mL)

Prefilled pen

and

8 mg/3 mL (2.68 mg/mL)

Prefilled pen



Medication Guide
OZEMPIC® (oh-ZEM-pick)

(semaglutide)
injection, for subcutaneous use

Do not share your OZEMPIC pen with other people, even if the needle has been changed. You may give other people a serious infection, or get a serious infection from them.

Read this Medication Guide before you start using OZEMPIC and each time you get a refill. There may be new information. This information does not take the place of talking to your healthcare provider about your medical condition or your treatment.

What is the most important information I should know about OZEMPIC?

OZEMPIC may cause serious side effects, including:

- **Possible thyroid tumors, including cancer.** Tell your healthcare provider if you get a lump or swelling in your neck, hoarseness, trouble swallowing, or shortness of breath. These may be symptoms of thyroid cancer. In studies with rodents, OZEMPIC and medicines that work like OZEMPIC caused thyroid tumors, including thyroid cancer. It is not known if OZEMPIC will cause thyroid tumors or a type of thyroid cancer called medullary thyroid carcinoma (MTC) in people.
- Do not use OZEMPIC if you or any of your family have ever had a type of thyroid cancer called medullary thyroid carcinoma (MTC), or if you have an endocrine system condition called Multiple Endocrine Neoplasia syndrome type 2 (MEN 2).

What is OZEMPIC?

OZEMPIC is an injectable prescription medicine used:

- along with diet and exercise to improve blood sugar (glucose) in adults with type 2 diabetes mellitus.
- to reduce the risk of major cardiovascular events such as heart attack, stroke or death in adults with type 2 diabetes mellitus with known heart disease.

It is not known if OZEMPIC can be used in people who have had pancreatitis.

OZEMPIC is not for use in people with type 1 diabetes.

It is not known if OZEMPIC is safe and effective for use in children under 18 years of age.

Do not use OZEMPIC if:

- you or any of your family have ever had a type of thyroid cancer called medullary thyroid carcinoma (MTC) or if you have an endocrine system condition called Multiple Endocrine Neoplasia syndrome type 2 (MEN 2).
- you have had a serious allergic reaction to semaglutide or any of the ingredients in OZEMPIC. See the end of this Medication Guide for a complete list of ingredients in OZEMPIC. Symptoms of a serious allergic reaction include:
 - swelling of your face, lips, tongue or throat
 - problems breathing or swallowing
 - severe rash or itching
 - fainting or feeling dizzy
 - very rapid heartbeat

Before using OZEMPIC, tell your healthcare provider if you have any other medical conditions, including if you:

- have or have had problems with your pancreas or kidneys.
- have a history of diabetic retinopathy.
- are pregnant or plan to become pregnant. It is not known if OZEMPIC will harm your unborn baby. You should stop using OZEMPIC 2 months before you plan to become pregnant. Talk to your healthcare provider about the best way to control your blood sugar if you plan to become pregnant or while you are pregnant.
- are breastfeeding or plan to breastfeed. It is not known if OZEMPIC passes into your breast milk. You should talk with your healthcare provider about the best way to feed your baby while using OZEMPIC.

Tell your healthcare provider about all the medicines you take, including prescription and over-the-counter medicines, vitamins, and herbal supplements. OZEMPIC may affect the way some medicines work and some medicines may affect the way OZEMPIC works.

Before using OZEMPIC, talk to your healthcare provider about low blood sugar and how to manage it. Tell your healthcare provider if you are taking other medicines to treat diabetes, including insulin or sulfonylureas.

Know the medicines you take. Keep a list of them to show your healthcare provider and pharmacist when you get a new medicine.

How should I use OZEMPIC?

- Read the **Instructions for Use** that comes with OZEMPIC.
- Use OZEMPIC exactly as your healthcare provider tells you to.
- **Your healthcare provider should show you how to use OZEMPIC before you use it for the first time.**

- OZEMPIC is injected under the skin (subcutaneously) of your stomach (abdomen), thigh, or upper arm. **Do not** inject OZEMPIC into a muscle (intramuscularly) or vein (intravenously).
- **Use OZEMPIC 1 time each week, on the same day each week, at any time of the day.**
- You may change the day of the week you use OZEMPIC as long as your last dose was given **2** or more days before.
- If you miss a dose of OZEMPIC, take the missed dose as soon as possible within **5** days after the missed dose. If more than **5** days have passed, skip the missed dose and take your next dose on the regularly scheduled day.
- OZEMPIC may be taken with or without food.
- **Do not** mix insulin and OZEMPIC together in the same injection.
- You may give an injection of OZEMPIC and insulin in the same body area (such as your stomach area), but not right next to each other.
- Change (rotate) your injection site with each injection. **Do not** use the same site for each injection.
- Check your blood sugar as your healthcare provider tells you to.
- Stay on your prescribed diet and exercise program while using OZEMPIC.
- Talk to your healthcare provider about how to prevent, recognize and manage low blood sugar (hypoglycemia), high blood sugar (hyperglycemia), and problems you have because of your diabetes.
- Your healthcare provider will check your diabetes with regular blood tests, including your blood sugar levels and your hemoglobin A1C.
- **Do not share your OZEMPIC pen with other people, even if the needle has been changed.** You may give other people a serious infection, or get a serious infection from them.

Your dose of OZEMPIC and other diabetes medicines may need to change because of:

- change in level of physical activity or exercise, weight gain or loss, increased stress, illness, change in diet, fever, trauma, infection, surgery or because of other medicines you take.
- If you take too much OZEMPIC, call your healthcare provider or go to the nearest hospital emergency room right away.

What are the possible side effects of OZEMPIC?

OZEMPIC may cause serious side effects, including:

- **See “What is the most important information I should know about OZEMPIC?”**
- **inflammation of your pancreas (pancreatitis).** Stop using OZEMPIC and call your healthcare provider right away if you have severe pain in your stomach area (abdomen) that will not go away, with or without vomiting. You may feel the pain from your abdomen to your back.
- **changes in vision.** Tell your healthcare provider if you have changes in vision during treatment with OZEMPIC.
- **low blood sugar (hypoglycemia).** Your risk for getting low blood sugar may be higher if you use OZEMPIC with another medicine that can cause low blood sugar, such as a sulfonylurea or insulin. **Signs and symptoms of low blood sugar may include:**
 - dizziness or light-headedness
 - blurred vision
 - anxiety, irritability, or mood changes
 - sweating
 - slurred speech
 - hunger
 - confusion or drowsiness
 - shakiness
 - weakness
 - headache
 - fast heartbeat
 - feeling jittery
- **kidney problems (kidney failure).** In people who have kidney problems, diarrhea, nausea, and vomiting may cause a loss of fluids (dehydration) which may cause kidney problems to get worse. It is important for you to drink fluids to help reduce your chance of dehydration.
- **serious allergic reactions.** Stop using OZEMPIC and get medical help right away, if you have any symptoms of a serious allergic reaction including:
 - swelling of your face, lips, tongue or throat
 - problems breathing or swallowing
 - severe rash or itching
 - fainting or feeling dizzy
 - very rapid heartbeat
- **gallbladder problems.** Gallbladder problems have happened in some people who take OZEMPIC. Tell your healthcare provider right away if you get symptoms of gallbladder problems which may include:
 - pain in your upper stomach (abdomen)
 - yellowing of skin or eyes (jaundice)
 - fever
 - clay-colored stools

The most common side effects of OZEMPIC may include nausea, vomiting, diarrhea, stomach (abdominal) pain, and constipation.

This label may not be the latest approved by FDA.
For current labeling information, please visit <https://www.fda.gov/drugsatfda>

Talk to your healthcare provider about any side effect that bothers you or does not go away. These are not all the possible side effects of OZEMPIC.

Call your doctor for medical advice about side effects. You may report side effects to FDA at 1-800-FDA-1088.

General information about the safe and effective use of OZEMPIC.

Medicines are sometimes prescribed for purposes other than those listed in a Medication Guide. Do not use OZEMPIC for a condition for which it was not prescribed. Do not give OZEMPIC to other people, even if they have the same symptoms that you have. It may harm them.

You can ask your pharmacist or healthcare provider for information about OZEMPIC that is written for health professionals.

For more information, go to OZEMPIC.com or call 1-888-693-6742.

What are the ingredients in OZEMPIC?

Active Ingredient: semaglutide

Inactive Ingredients: disodium phosphate dihydrate, propylene glycol, phenol and water for injection

Manufactured by: Novo Nordisk A/S, DK-2880 Bagsvaerd, Denmark

OZEMPIC® is a registered trademark of Novo Nordisk A/S.

PATENT Information: <http://novonordisk-us.com/products/product-patents.html>

© 2022 Novo Nordisk

This Medication Guide has been approved by the U.S. Food and Drug Administration.

Revised: 03/2022

INSTRUCTIONS FOR USE
OZEMPIC® [oh-ZEM-pick]
(semaglutide)
injection, for subcutaneous use
0.25 mg or 0.5 mg doses
(pen delivers doses in 0.25 mg or 0.5 mg increments only)

- Read these instructions carefully before using your OZEMPIC® pen.
- Do not use your pen without proper training from your healthcare provider. Make sure that you know how to give yourself an injection with the pen before you start your treatment.
- Do not share your OZEMPIC pen with other people, even if the needle has been changed. You may give other people a serious infection, or get a serious infection from them.



If you are blind or have poor eyesight and cannot read the dose counter on the pen, do not use this pen without help. Get help from a person with good eyesight who is trained to use the OZEMPIC pen.

- Start by checking your pen to make sure that it contains OZEMPIC, then look at the pictures below to get to know the different parts of your pen and needle.
- Your pen is a prefilled, single-patient-use, dial-a-dose pen. It contains 2 mg of semaglutide, and you can select doses of 0.25 mg or 0.5 mg. Each prefilled pen contains 4 doses of 0.25 mg and 2 doses of 0.5 mg or contains 4 doses of 0.5 mg.
- Your pen is made to be used with NovoFine® Plus or NovoFine® disposable needles up to a length of 8 mm.
- NovoFine® Plus 32G 4 mm disposable needles are included with your OZEMPIC pen.
- Always use a new needle for each injection.

Supplies you will need to give your OZEMPIC injection:

- OZEMPIC pen
- a new NovoFine Plus or NovoFine needle
- 1 alcohol swab
- 1 gauze pad or cotton ball
- 1 sharps disposal container for throwing away used OZEMPIC pens and needles.

See “Disposing of used OZEMPIC pens and needles” at the end of these instructions.

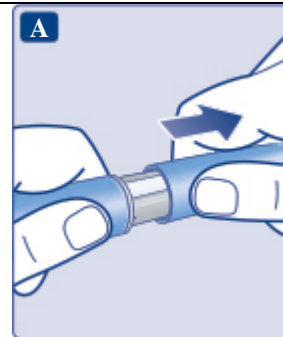
OZEMPIC® pen and NovoFine® Plus needle (example)



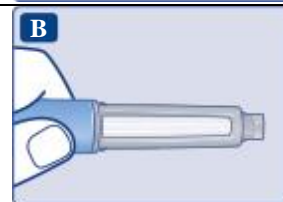
Step 1.

Prepare your pen with a new needle

- **Wash your hands** with soap and water.
- **Check the name and colored label** of your pen, to make sure that it contains OZEMPIC. This is especially important if you take more than 1 type of medicine.
- **Pull off the pen cap.**



- **Check that the OZEMPIC medicine in your pen is clear and colorless.** Look through the pen window. If OZEMPIC looks cloudy or contains particles, do not use the pen.



- **Take a new needle**, and tear off the paper tab. **Do not attach a new needle** to your pen until you are ready to give your injection.



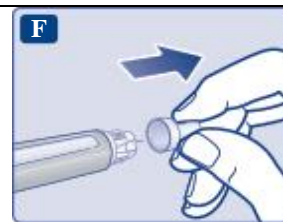
- **Push the needle straight onto the pen.** Turn until it is on tight.



- **The needle is covered by 2 caps. You must remove both caps.** If you forget to remove both caps, you will not inject any medicine.
- **Pull off the outer needle cap. Do not** throw it away.



- **Pull off the inner needle cap** and throw it away. A drop of OZEMPIC may appear at the needle tip. This is normal, but you must still check the OZEMPIC flow if you use a new pen for the first time.



Always use a new needle for each injection. This will reduce the risk of contamination, infection, leakage of OZEMPIC, and blocked needles leading to the wrong dose.

Do not reuse or share your needles with other people. You may give other people a serious infection, or get a serious infection from them.

Never use a bent or damaged needle.

Step 2.

First Time Use for Each New Pen: Check the OZEMPIC flow

- Check the OZEMPIC flow **before the first injection with each new pen only.** If your OZEMPIC pen is already in use, go to Step 3 “Select your dose”.
- Turn the dose selector **until the dose counter shows the flow check symbol (--).**



- Hold the pen with the needle pointing up. **Press and hold in the dose button** until the dose counter shows 0. The 0 must line up with the dose pointer. A drop of OZEMPIC will appear at the needle tip.
- **If no drop appears**, repeat Step 2 above as shown in Figure G and Figure H up to 6 times. If there is still no drop, change the needle and repeat Step 2 as shown in Figure G and Figure H 1 more time.

Do not use the pen if a drop of OZEMPIC still does not appear.
Contact Novo Nordisk at 1-888-693-6742.



Always make sure that a drop appears at the needle tip before you use a new pen for the first time. This makes sure that OZEMPIC flows.

If no drop appears, you will **not** inject any OZEMPIC, even though the dose counter may move. **This may mean that there is a blocked or damaged needle.**

A small drop may remain at the needle tip, but it will not be injected.

Only check the OZEMPIC flow before your first injection with each new pen.


Step 3.

Select your dose

- Turn the dose selector until the dose counter stops and shows your dose (0.25 mg or 0.5 mg).

The dashed line in the dose counter (i) will guide you to your dose.

Make sure you know the dose of OZEMPIC you should use. If you select the wrong dose, you can turn the dose selector forward or backwards to the correct dose.





Always use the dose counter and the dose pointer to see how many mg you select. You will hear a “click” every time you turn the dose selector. **Do not set the dose by counting the number of clicks you hear.**

Only doses of 0.25 mg or 0.5 mg can be selected with the dose selector. The selected dose must line up exactly with the dose pointer to make sure that you get a correct dose.

The dose selector changes the dose. **Only the dose counter and dose pointer will show how many mg you select for each dose.**

You can select 0.25 mg or 0.5 mg for each dose. When your pen contains less than 0.5 or 0.25 mg, the dose counter stops before 0.5 mg or 0.25 mg is shown.

The dose selector clicks differently when turned forward or backward. Do not count the pen clicks.

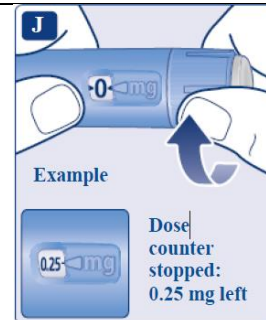
How much OZEMPIC is left?

- **To see how much OZEMPIC is left in your pen,** use the dose counter:

Turn the dose selector until the **dose counter** stops.

- If it shows 0.5, **at least 0.5 mg** is left in your pen. If the **dose counter stops before 0.5 mg**, there is not enough OZEMPIC left for a full dose of 0.5 mg.
- If it shows 0.25, **at least 0.25 mg** is left in your pen. If the **dose counter stops before 0.25 mg**, there is not enough OZEMPIC left for a full dose of 0.25 mg.

If there is not enough OZEMPIC left in your pen for a full dose, do not use it. Use a new OZEMPIC pen.



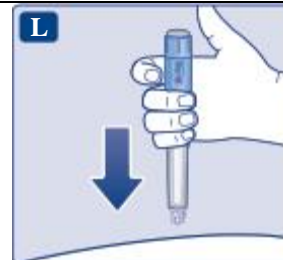
Step 4.

Inject your dose

- Choose your injection site and wipe the skin with an alcohol swab. Let the injection site dry before you inject your dose (See Figure K).

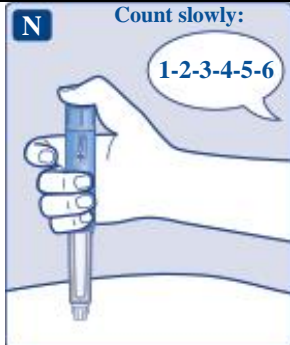






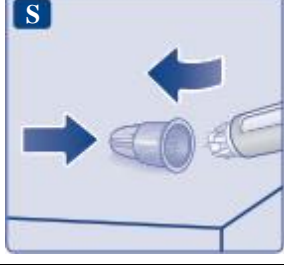
- **Insert the needle into your skin** as your healthcare provider has shown you.
- **Make sure you can see the dose counter.** Do not cover it with your fingers. This could stop the injection.



- **Press and hold down the dose button until the dose counter shows 0.** The 0 must line up with the dose pointer. You may then hear or feel a click. **Continue pressing the dose button while keeping the needle in your skin.**



<ul style="list-style-type: none">• Count 6 seconds while keeping the dose button pressed.• If the needle is removed earlier, you may see a stream of OZEMPIC coming from the needle tip. If this happens, the full dose will not be delivered.	
<ul style="list-style-type: none">• Remove the needle from your skin. You can then release the dose button. If blood appears at the injection site, press lightly with a gauze pad or cotton ball. Do not rub the area.	
<p>! Always watch the dose counter to make sure you have injected your complete dose. Hold the dose button down until the dose counter shows 0.</p> <p>How to identify a blocked or damaged needle?</p> <ul style="list-style-type: none">• If 0 does not appear in the dose counter after continuously pressing the dose button, you may have used a blocked or damaged needle.• If this happens you have not received any OZEMPIC even though the dose counter has moved from the original dose that you have set. <p>How to handle a blocked needle? Change the needle as described in Step 5, and repeat all steps starting with Step 1: “Prepare your pen with a new needle”.</p> <p>Never touch the dose counter when you inject. This can stop the injection.</p> <p>You may see a drop of OZEMPIC at the needle tip after injecting. This is normal and does not affect your dose.</p>	
<p>Step 5. After your injection</p>	
<ul style="list-style-type: none">• Carefully remove the needle from the pen. Do not put the needle caps back on the needle to avoid needle sticks.	
<ul style="list-style-type: none">• Place the needle in a sharps disposal container right away to reduce the risk of needle sticks. See “Disposing of used OZEMPIC pens and needles” below for more information about how to dispose of used pens and needles the right way.	

<ul style="list-style-type: none">• Put the pen cap on your pen after each use to protect OZEMPIC from light.	
<ul style="list-style-type: none">• If you do not have a sharps disposal container, follow a 1-handed needle recapping method. Carefully slip the needle into the outer needle cap. Dispose of the needle in a sharps disposal container as soon as possible.	
<p>⚠ Never try to put the inner needle cap back on the needle. You may stick yourself with the needle.</p> <p>Always remove the needle from your pen. This will reduce the risk of contamination, infection, leakage of OZEMPIC, and blocked needles leading to the wrong dose. If the needle is blocked, you will not inject any OZEMPIC.</p> <p>Always dispose of the needle after each injection.</p>	
<p>Disposing of used OZEMPIC pens and needles:</p> <ul style="list-style-type: none">• Put your used OZEMPIC pen and needle in a FDA-cleared sharps disposal container right away after use.• If you do not have a FDA-cleared sharps disposal container, you may use a household container that is:<ul style="list-style-type: none">○ made of a heavy-duty plastic○ can be closed with a tight-fitting, puncture-resistant lid, without sharps being able to come out○ upright and stable during use○ leak-resistant○ properly labeled to warn of hazardous waste inside the container• When your sharps disposal container is almost full, you will need to follow your community guidelines for the right way to dispose of your sharps disposal container. There may be state or local laws about how you should throw away used needles and syringes. For more information about the safe sharps disposal, and for specific information about sharps disposal in the state that you live in, go to the FDA's website at: http://www.fda.gov/safesharpsdisposal• Do not dispose of your used sharps disposal container in your household trash unless your community guidelines permit this. Do not recycle your used sharps disposal container.• Safely dispose of OZEMPIC that is out of date or no longer needed.	
<p>⚠ Important</p>	
<ul style="list-style-type: none">• Caregivers must be very careful when handling used needles to prevent accidental needle stick injuries and prevent passing (transmission) of infection.• Never use a syringe to withdraw OZEMPIC from your pen.• Always carry an extra pen and new needles with you, in case of loss or damage.• Always keep your pen and needles out of reach of others, especially children.• Always keep your pen with you. Do not leave it in a car or other place where it can get too hot or too cold.	
<p>Caring for your pen</p> <ul style="list-style-type: none">• Do not drop your pen or knock it against hard surfaces. If you drop it or suspect a problem, attach a new needle and check the OZEMPIC flow before you inject.• Do not try to repair your pen or pull it apart.	

- **Do not expose your pen to dust, dirt or liquid.**
- **Do not wash, soak, or lubricate your pen.** If necessary, clean it with mild detergent on a moistened cloth.

How should I store my OZEMPIC pen?

- Store your **new, unused** OZEMPIC pens in the refrigerator between 36°F to 46°F (2°C to 8°C).
- **Store your pen in use** for 56 days at room temperature between 59°F to 86°F (15°C to 30°C) or in a refrigerator between 36°F to 46°F (2°C to 8°C).
- The OZEMPIC pen you are using should be disposed of (thrown away) after 56 days, even if it still has OZEMPIC left in it. Write the disposal date on your calendar.
- **Do not** freeze OZEMPIC. **Do not** use OZEMPIC if it has been frozen.
- Unused OZEMPIC pens may be used until the expiration date (“EXP”) printed on the label, if kept in the refrigerator.
- When stored in the refrigerator, **do not** store OZEMPIC pens directly next to the cooling element.
- Keep OZEMPIC away from heat and out of the light.
- **Keep the pen cap on when not in use.**
- **Keep OZEMPIC and all medicines out of the reach of children.**



For more information go to www.OZEMPIC.com

Manufactured by:

Novo Nordisk A/S
DK-2880 Bagsvaerd
Denmark

For information about OZEMPIC contact:

Novo Nordisk Inc.
800 Scudders Mill Road
Plainsboro, NJ 08536
1-888-693-6742

Version: 2

OZEMPIC® and NovoFine® are registered trademarks of Novo Nordisk A/S.

PATENT Information: <http://novonordisk-us.com/patients/products/product-patents.html>

© 2023 Novo Nordisk

This Instructions for Use has been approved by the U.S. Food and Drug Administration.

Revised: September/2023

This label may not be the latest approved by FDA.
For current labeling information, please visit <https://www.fda.gov/drugsatfda>

COVER PAGE INFORMATION

OZEMPIC®
(semaglutide)
injection
2 mg/3 mL (0.68 mg/mL)
Prefilled pen

Pen delivers doses in 0.25 mg or 0.5 mg increments only



INSTRUCTIONS FOR USE
OZEMPIC® [oh-ZEM-pick]
(semaglutide)
injection, for subcutaneous use
2 mg dose
(pen delivers doses in 2 mg increments only)

- **Read these instructions carefully before using your OZEMPIC® pen.**
- **Do not use your pen without proper training from your healthcare provider.** Make sure that you know how to give yourself an injection with the pen before you start your treatment.
- **Do not share your OZEMPIC pen with other people, even if the needle has been changed. You may give other people a serious infection, or get a serious infection from them.**



If you are blind or have poor eyesight and cannot read the dose counter on the pen, do not use this pen without help. Get help from a person with good eyesight who is trained to use the OZEMPIC pen.

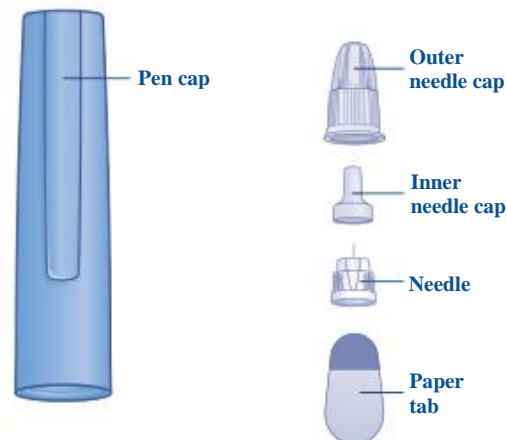
- **Start by checking your pen to make sure that it contains OZEMPIC, then look at the pictures below to get to know the different parts of your pen and needle.**
- **Your pen is a prefilled, single-patient-use, dial-a-dose pen.** It contains 8 mg of semaglutide, and you can only select doses of 2 mg. Each prefilled pen contains 4 doses of 2 mg.
- Your pen is made to be used with **NovoFine® Plus or NovoFine®** disposable needles up to a length of 8 mm.
- NovoFine® Plus 32G 4 mm disposable needles are included with your OZEMPIC pen.
- **Always use a new needle for each injection.**

Supplies you will need to give your OZEMPIC injection:

- OZEMPIC pen 2 mg dose
- a new NovoFine Plus or NovoFine needle
- 1 alcohol swab
- 1 gauze pad or cotton ball
- 1 sharps disposal container for throwing away used OZEMPIC pens and needles.

See “Disposing of used OZEMPIC pens and needles” at the end of these instructions.

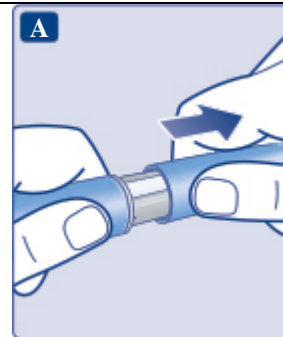
OZEMPIC® pen and NovoFine® Plus needle (example)



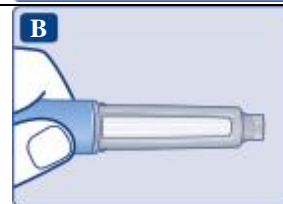
Step 1.

Prepare your pen with a new needle

- **Wash your hands** with soap and water.
- **Check the name and colored label** of your pen, to make sure that it contains OZEMPIC. This is especially important if you take more than 1 type of medicine.
- **Pull off the pen cap.**



- **Check that the OZEMPIC medicine in your pen is clear and colorless.** Look through the pen window. If OZEMPIC looks cloudy or contains particles, do not use the pen.



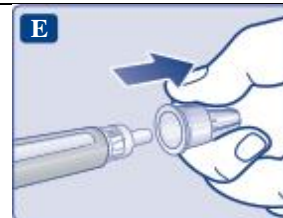
- **Take a new needle**, and tear off the paper tab. **Do not attach a new needle** to your pen until you are ready to give your injection.



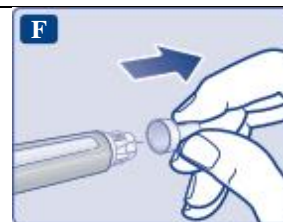
- **Push the needle straight onto the pen.** Turn until it is on tight.



- **The needle is covered by 2 caps. You must remove both caps.** If you forget to remove both caps, you will not inject any medicine.
- **Pull off the outer needle cap. Do not** throw it away.



- **Pull off the inner needle cap** and throw it away. A drop of OZEMPIC may appear at the needle tip. This is normal, but you must still check the OZEMPIC flow if you use a new pen for the first time.



Always use a new needle for each injection. This will reduce the risk of contamination, infection, leakage of OZEMPIC, and blocked needles leading to the wrong dose.

Do not reuse or share your needles with other people. You may give other people a serious infection, or get a serious infection from them.

Never use a bent or damaged needle.

Step 2.

First Time Use for Each New Pen: Check the OZEMPIC flow

- Check the OZEMPIC flow **before the first injection with each new pen only.** If your OZEMPIC pen is already in use, go to Step 3 “Select your dose”.
- Turn the dose selector **until the dose counter shows the flow check symbol (--).**



- Hold the pen with the needle pointing up. **Press and hold in the dose button** until the dose counter shows 0. The 0 must line up with the dose pointer. A drop of OZEMPIC will appear at the needle tip.
- **If no drop appears**, repeat Step 2 above as shown in Figure G and Figure H up to 6 times. If there is still no drop, change the needle and repeat Step 2 as shown in Figure G and Figure H 1 more time.

Do not use the pen if a drop of OZEMPIC still does not appear.
Contact Novo Nordisk at 1-888-693-6742.



Always make sure that a drop appears at the needle tip before you use a new pen for the first time. This makes sure that OZEMPIC flows.

If no drop appears, you will **not** inject any OZEMPIC, even though the dose counter may move. **This may mean that there is a blocked or damaged needle.**

A small drop may remain at the needle tip, but it will not be injected.

Only check the OZEMPIC flow before your first injection with each new pen.

Step 3.

Select your dose

- Turn the dose selector until the dose counter stops and shows your 2 mg dose.

The dashed line in the dose counter (i) will guide you to 2 mg.





Always use the dose counter and the dose pointer to see that 2 mg has been selected. You will hear a “click” every time you turn the dose selector. **Do not set the dose by counting the number of clicks you hear.**

Only doses of 2 mg can be selected with the dose selector. 2 mg must line up exactly with the dose pointer to make sure that you get a correct dose.

The dose selector changes the dose. **Only the dose counter and dose pointer will show that 2 mg has been selected.**

You can only select 2 mg for each dose. When your pen contains less than 2 mg, the dose counter stops before 2 mg is shown.

The dose selector clicks differently when turned forward or backward. Do not count the pen clicks.

How much OZEMPIC is left?

- **To see how much OZEMPIC is left in your pen,** use the dose counter:

Turn the dose selector until the **dose counter** stops.

- If it shows 2, **at least 2 mg** is left in your pen. If the **dose counter stops before 2 mg**, there is not enough OZEMPIC left for a full dose of 2 mg.

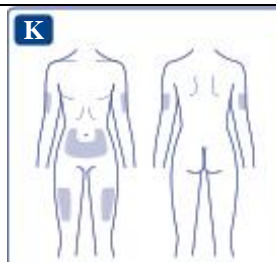
If there is not enough OZEMPIC left in your pen for a full dose, do not use it. Use a new OZEMPIC pen.



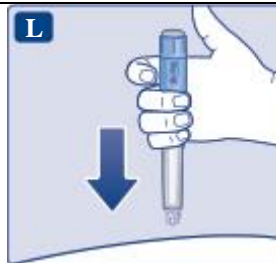
Step 4.

Inject your dose

- Choose your injection site and wipe the skin with an alcohol swab. Let the injection site dry before you inject your dose (See Figure K).

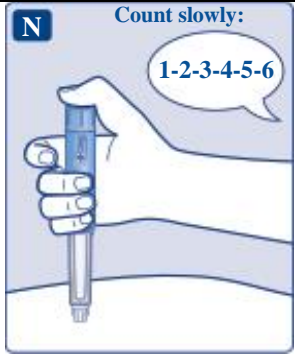
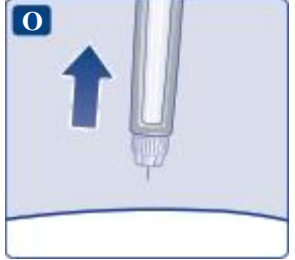





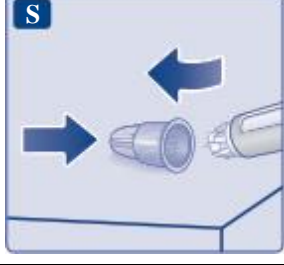
- **Insert the needle into your skin** as your healthcare provider has shown you.
- **Make sure you can see the dose counter.** Do not cover it with your fingers. This could stop the injection.



- **Press and hold down the dose button until the dose counter shows 0.** The 0 must line up with the dose pointer. You may then hear or feel a click. **Continue pressing the dose button while keeping the needle in your skin.**



<ul style="list-style-type: none">• Count 6 seconds while keeping the dose button pressed.• If the needle is removed earlier, you may see a stream of OZEMPIC coming from the needle tip. If this happens, the full dose will not be delivered.	
<ul style="list-style-type: none">• Remove the needle from your skin. You can then release the dose button. If blood appears at the injection site, press lightly with a gauze pad or cotton ball. Do not rub the area.	
<p>⚠ Always watch the dose counter to make sure you have injected your complete dose. Hold the dose button down until the dose counter shows 0.</p> <p>How to identify a blocked or damaged needle?</p> <ul style="list-style-type: none">• If 0 does not appear in the dose counter after continuously pressing the dose button, you may have used a blocked or damaged needle.• If this happens you have not received any OZEMPIC even though the dose counter has moved from the original dose that you have set. <p>How to handle a blocked needle? Change the needle as described in Step 5, and repeat all steps starting with Step 1: “Prepare your pen with a new needle”.</p> <p>Never touch the dose counter when you inject. This can stop the injection.</p> <p>You may see a drop of OZEMPIC at the needle tip after injecting. This is normal and does not affect your dose.</p>	
<p>Step 5. After your injection</p>	
<ul style="list-style-type: none">• Carefully remove the needle from the pen. Do not put the needle caps back on the needle to avoid needle sticks.	
<ul style="list-style-type: none">• Place the needle in a sharps disposal container right away to reduce the risk of needle sticks. See “Disposing of used OZEMPIC pens and needles” below for more information about how to dispose of used pens and needles the right way.	

<ul style="list-style-type: none">• Put the pen cap on your pen after each use to protect OZEMPIC from light.	
<ul style="list-style-type: none">• If you do not have a sharps disposal container, follow a 1-handed needle recapping method. Carefully slip the needle into the outer needle cap. Dispose of the needle in a sharps disposal container as soon as possible.	
<p>⚠ Never try to put the inner needle cap back on the needle. You may stick yourself with the needle.</p> <p>Always remove the needle from your pen. This will reduce the risk of contamination, infection, leakage of OZEMPIC, and blocked needles leading to the wrong dose. If the needle is blocked, you will not inject any OZEMPIC.</p> <p>Always dispose of the needle after each injection.</p>	
<p>Disposing of used OZEMPIC pens and needles:</p> <ul style="list-style-type: none">• Put your used OZEMPIC pen and needle in a FDA-cleared sharps disposal container right away after use.• If you do not have a FDA-cleared sharps disposal container, you may use a household container that is:<ul style="list-style-type: none">○ made of a heavy-duty plastic○ can be closed with a tight-fitting, puncture-resistant lid, without sharps being able to come out○ upright and stable during use○ leak-resistant○ properly labeled to warn of hazardous waste inside the container• When your sharps disposal container is almost full, you will need to follow your community guidelines for the right way to dispose of your sharps disposal container. There may be state or local laws about how you should throw away used needles and syringes. For more information about the safe sharps disposal, and for specific information about sharps disposal in the state that you live in, go to the FDA's website at: http://www.fda.gov/safesharpsdisposal• Do not dispose of your used sharps disposal container in your household trash unless your community guidelines permit this. Do not recycle your used sharps disposal container.• Safely dispose of OZEMPIC that is out of date or no longer needed.	
<p>⚠ Important</p>	
<ul style="list-style-type: none">• Caregivers must be very careful when handling used needles to prevent accidental needle stick injuries and prevent passing (transmission) of infection.• Never use a syringe to withdraw OZEMPIC from your pen.• Always carry an extra pen and new needles with you, in case of loss or damage.• Always keep your pen and needles out of reach of others, especially children.• Always keep your pen with you. Do not leave it in a car or other place where it can get too hot or too cold.	
<p>Caring for your pen</p> <ul style="list-style-type: none">• Do not drop your pen or knock it against hard surfaces. If you drop it or suspect a problem, attach a new needle and check the OZEMPIC flow before you inject.• Do not try to repair your pen or pull it apart.	

- **Do not expose your pen to dust, dirt or liquid.**
- **Do not wash, soak, or lubricate your pen.** If necessary, clean it with mild detergent on a moistened cloth.

How should I store my OZEMPIC pen?

- Store your **new, unused** OZEMPIC pens in the refrigerator between 36°F to 46°F (2°C to 8°C).
- **Store your pen in use** for 56 days at room temperature between 59°F to 86°F (15°C to 30°C) or in a refrigerator between 36°F to 46°F (2°C to 8°C).
- The OZEMPIC pen you are using should be disposed of (thrown away) after 56 days, even if it still has OZEMPIC left in it. Write the disposal date on your calendar.
- **Do not** freeze OZEMPIC. **Do not** use OZEMPIC if it has been frozen.
- Unused OZEMPIC pens may be used until the expiration date (“EXP”) printed on the label, if kept in the refrigerator.
- When stored in the refrigerator, **do not** store OZEMPIC pens directly next to the cooling element.
- Keep OZEMPIC away from heat and out of the light.
- **Keep the pen cap on when not in use.**
- **Keep OZEMPIC and all medicines out of the reach of children.**



For more information go to www.OZEMPIC.com

Manufactured by:

Novo Nordisk A/S
DK-2880 Bagsvaerd
Denmark

For information about OZEMPIC contact:

Novo Nordisk Inc.
800 Scudders Mill Road
Plainsboro, NJ 08536
1-888-693-6742

Version: 2

OZEMPIC® and NovoFine® are registered trademarks of Novo Nordisk A/S.

PATENT Information: <http://novonordisk-us.com/patients/products/product-patents.html>

© 2023 Novo Nordisk

This Instructions for Use has been approved by the U.S. Food and Drug Administration.

Revised: September/2023

COVER PAGE INFORMATION

OZEMPIC®
(semaglutide)
injection
8 mg/3 mL (2.68 mg/mL)
Prefilled pen

Pen delivers doses in 2 mg increments only



INSTRUCTIONS FOR USE
OZEMPIC® [oh-ZEM-pick]
(semaglutide)
injection, for subcutaneous use
1 mg dose
(pen delivers doses in 1 mg increments only)

- Read these instructions carefully before using your OZEMPIC® pen.
- Do not use your pen without proper training from your healthcare provider. Make sure that you know how to give yourself an injection with the pen before you start your treatment.
- Do not share your OZEMPIC pen with other people, even if the needle has been changed. You may give other people a serious infection, or get a serious infection from them.



If you are blind or have poor eyesight and cannot read the dose counter on the pen, do not use this pen without help. Get help from a person with good eyesight who is trained to use the OZEMPIC pen.

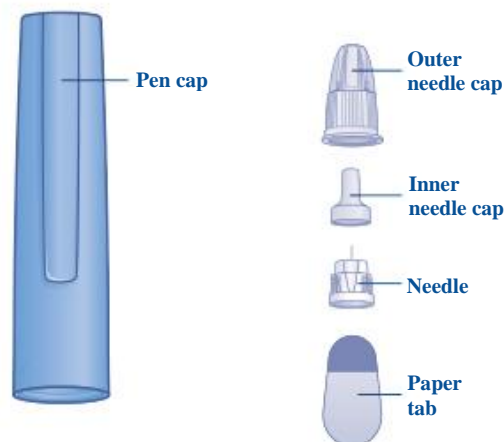
- Start by checking your pen to make sure that it contains OZEMPIC, then look at the pictures below to get to know the different parts of your pen and needle.
- Your pen is a prefilled, single-patient-use, dial-a-dose pen. It contains 4 mg of semaglutide, and you can only select doses of 1 mg. Each prefilled pen contains 4 doses of 1 mg.
- Your pen is made to be used with **NovoFine® Plus** or **NovoFine®** disposable needles up to a length of 8 mm.
- NovoFine® Plus 32G 4 mm disposable needles are included with your OZEMPIC pen.
- Always use a new needle for each injection.

Supplies you will need to give your OZEMPIC injection:

- OZEMPIC pen 1 mg dose
- a new NovoFine Plus or NovoFine needle
- 1 alcohol swab
- 1 gauze pad or cotton ball
- 1 sharps disposal container for throwing away used OZEMPIC pens and needles.

See “Disposing of used OZEMPIC pens and needles” at the end of these instructions.

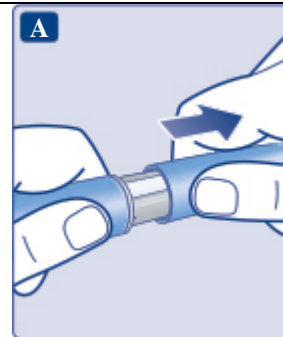
OZEMPIC® pen and
NovoFine® Plus needle (example)



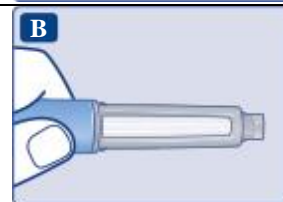
Step 1.

Prepare your pen with a new needle

- **Wash your hands** with soap and water.
- **Check the name and colored label** of your pen, to make sure that it contains OZEMPIC. This is especially important if you take more than 1 type of medicine.
- **Pull off the pen cap.**



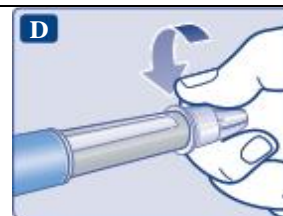
- **Check that the OZEMPIC medicine in your pen is clear and colorless.** Look through the pen window. If OZEMPIC looks cloudy or contains particles, do not use the pen.



- **Take a new needle**, and tear off the paper tab. **Do not attach a new needle** to your pen until you are ready to give your injection.



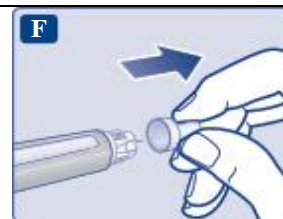
- **Push the needle straight onto the pen. Turn until it is on tight.**



- **The needle is covered by 2 caps. You must remove both caps.** If you forget to remove both caps, you will not inject any medicine.
- **Pull off the outer needle cap. Do not** throw it away.



- **Pull off the inner needle cap** and throw it away. A drop of OZEMPIC may appear at the needle tip. This is normal, but you must still check the OZEMPIC flow if you use a new pen for the first time.



Always use a new needle for each injection. This will reduce the risk of contamination, infection, leakage of OZEMPIC, and blocked needles leading to the wrong dose.

Do not reuse or share your needles with other people. You may give other people a serious infection, or get a serious infection from them.

Never use a bent or damaged needle.

Step 2.

First Time Use for Each New Pen: Check the OZEMPIC flow

- Check the OZEMPIC flow **before the first injection with each new pen only.** If your OZEMPIC pen is already in use, go to Step 3 “Select your dose”.
- Turn the dose selector **until the dose counter shows the flow check symbol (--).**



- Hold the pen with the needle pointing up. **Press and hold in the dose button** until the dose counter shows 0. The 0 must line up with the dose pointer. A drop of OZEMPIC will appear at the needle tip.
- **If no drop appears**, repeat Step 2 above as shown in Figure G and Figure H up to 6 times. If there is still no drop, change the needle and repeat Step 2 as shown in Figure G and Figure H 1 more time.

Do not use the pen if a drop of OZEMPIC still does not appear.
Contact Novo Nordisk at 1-888-693-6742.



Always make sure that a drop appears at the needle tip before you use a new pen for the first time. This makes sure that OZEMPIC flows.

If no drop appears, you will **not** inject any OZEMPIC, even though the dose counter may move.

This may mean that there is a blocked or damaged needle.

A small drop may remain at the needle tip, but it will not be injected.

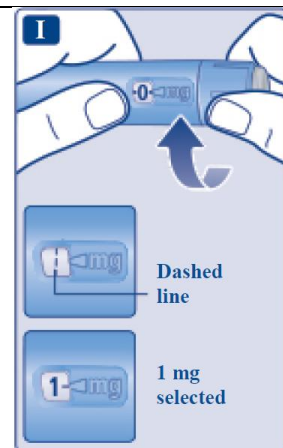
Only check the OZEMPIC flow before your first injection with each new pen.

Step 3.

Select your dose

- Turn the dose selector until the dose counter stops and shows your 1 mg dose.

The dashed line in the dose counter (i) will guide you to 1 mg.





Always use the dose counter and the dose pointer to see that 1 mg has been selected. You will hear a “click” every time you turn the dose selector. **Do not set the dose by counting the number of clicks you hear.**

Only doses of 1 mg can be selected with the dose selector. 1 mg must line up exactly with the dose pointer to make sure that you get a correct dose.

The dose selector changes the dose. **Only the dose counter and dose pointer will show that 1 mg has been selected.**

You can only select 1 mg for each dose. When your pen contains less than 1 mg, the dose counter stops before 1 mg is shown.

The dose selector clicks differently when turned forward or backward. Do not count the pen clicks.

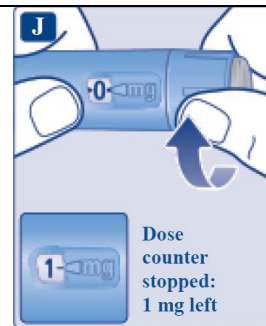
How much OZEMPIC is left?

- **To see how much OZEMPIC is left in your pen,** use the dose counter:

Turn the dose selector until the **dose counter** stops.

- If it shows 1, **at least 1 mg** is left in your pen. If the **dose counter stops before 1 mg**, there is not enough OZEMPIC left for a full dose of 1 mg.

If there is not enough OZEMPIC left in your pen for a full dose, do not use it. Use a new OZEMPIC pen.



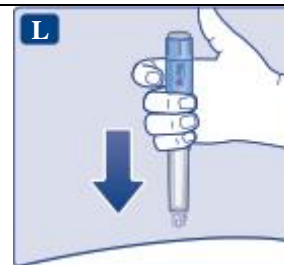
Step 4.

Inject your dose

- Choose your injection site and wipe the skin with an alcohol swab. Let the injection site dry before you inject your dose (See Figure K).

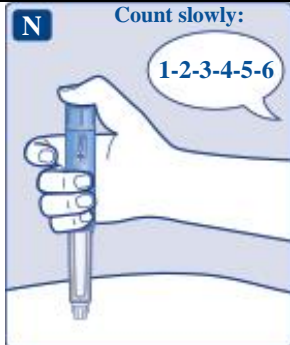
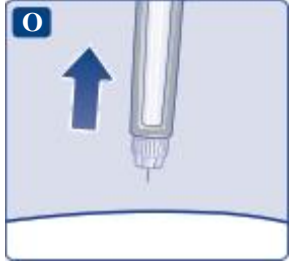







- **Insert the needle into your skin** as your healthcare provider has shown you.
- **Make sure you can see the dose counter.** Do not cover it with your fingers. This could stop the injection.



- **Press and hold down the dose button until the dose counter shows 0.** The 0 must line up with the dose pointer. You may then hear or feel a click.
Continue pressing the dose button while keeping the needle in your skin.



<ul style="list-style-type: none">• Count 6 seconds while keeping the dose button pressed.• If the needle is removed earlier, you may see a stream of OZEMPIC coming from the needle tip. If this happens, the full dose will not be delivered.	
<ul style="list-style-type: none">• Remove the needle from your skin. You can then release the dose button. If blood appears at the injection site, press lightly with a gauze pad or cotton ball. Do not rub the area.	
<p> Always watch the dose counter to make sure you have injected your complete dose. Hold the dose button down until the dose counter shows 0.</p> <p>How to identify a blocked or damaged needle?</p> <ul style="list-style-type: none">• If 0 does not appear in the dose counter after continuously pressing the dose button, you may have used a blocked or damaged needle.• If this happens you have not received any OZEMPIC even though the dose counter has moved from the original dose that you have set. <p>How to handle a blocked needle? Change the needle as described in Step 5, and repeat all steps starting with Step 1: “Prepare your pen with a new needle”.</p> <p>Never touch the dose counter when you inject. This can stop the injection.</p> <p>You may see a drop of OZEMPIC at the needle tip after injecting. This is normal and does not affect your dose.</p>	
<p>Step 5. After your injection</p>	
<ul style="list-style-type: none">• Carefully remove the needle from the pen. Do not put the needle caps back on the needle to avoid needle sticks.	
<ul style="list-style-type: none">• Place the needle in a sharps disposal container right away to reduce the risk of needle sticks. See “Disposing of used OZEMPIC pens and needles” below for more information about how to dispose of used pens and needles the right way.	

<ul style="list-style-type: none">• Put the pen cap on your pen after each use to protect OZEMPIC from light.	
<ul style="list-style-type: none">• If you do not have a sharps disposal container, follow a 1-handed needle recapping method. Carefully slip the needle into the outer needle cap. Dispose of the needle in a sharps disposal container as soon as possible.	
<p>⚠ Never try to put the inner needle cap back on the needle. You may stick yourself with the needle.</p> <p>Always remove the needle from your pen. This will reduce the risk of contamination, infection, leakage of OZEMPIC, and blocked needles leading to the wrong dose. If the needle is blocked, you will not inject any OZEMPIC.</p> <p>Always dispose of the needle after each injection.</p>	
<p>Disposing of used OZEMPIC pens and needles:</p> <ul style="list-style-type: none">• Put your used OZEMPIC pen and needle in a FDA-cleared sharps disposal container right away after use.• If you do not have a FDA-cleared sharps disposal container, you may use a household container that is:<ul style="list-style-type: none">○ made of a heavy-duty plastic○ can be closed with a tight-fitting, puncture-resistant lid, without sharps being able to come out○ upright and stable during use○ leak-resistant○ properly labeled to warn of hazardous waste inside the container• When your sharps disposal container is almost full, you will need to follow your community guidelines for the right way to dispose of your sharps disposal container. There may be state or local laws about how you should throw away used needles and syringes. For more information about the safe sharps disposal, and for specific information about sharps disposal in the state that you live in, go to the FDA's website at: http://www.fda.gov/safesharpsdisposal• Do not dispose of your used sharps disposal container in your household trash unless your community guidelines permit this. Do not recycle your used sharps disposal container.• Safely dispose of OZEMPIC that is out of date or no longer needed.	
<p>⚠ Important</p>	
<ul style="list-style-type: none">• Caregivers must be very careful when handling used needles to prevent accidental needle stick injuries and prevent passing (transmission) of infection.• Never use a syringe to withdraw OZEMPIC from your pen.• Always carry an extra pen and new needles with you, in case of loss or damage.• Always keep your pen and needles out of reach of others, especially children.• Always keep your pen with you. Do not leave it in a car or other place where it can get too hot or too cold.	
<p>Caring for your pen</p> <ul style="list-style-type: none">• Do not drop your pen or knock it against hard surfaces. If you drop it or suspect a problem, attach a new needle and check the OZEMPIC flow before you inject.• Do not try to repair your pen or pull it apart.	

- **Do not expose your pen to dust, dirt or liquid.**
- **Do not wash, soak, or lubricate your pen.** If necessary, clean it with mild detergent on a moistened cloth.

How should I store my OZEMPIC pen?

- Store your **new, unused** OZEMPIC pens in the refrigerator between 36°F to 46°F (2°C to 8°C).
- **Store your pen in use** for 56 days at room temperature between 59°F to 86°F (15°C to 30°C) or in a refrigerator between 36°F to 46°F (2°C to 8°C).
- The OZEMPIC pen you are using should be disposed of (thrown away) after 56 days, even if it still has OZEMPIC left in it. Write the disposal date on your calendar.
- **Do not** freeze OZEMPIC. **Do not** use OZEMPIC if it has been frozen.
- Unused OZEMPIC pens may be used until the expiration date (“EXP”) printed on the label, if kept in the refrigerator.
- When stored in the refrigerator, **do not** store OZEMPIC pens directly next to the cooling element.
- Keep OZEMPIC away from heat and out of the light.
- **Keep the pen cap on when not in use.**
- **Keep OZEMPIC and all medicines out of the reach of children.**



For more information go to www.OZEMPIC.com

Manufactured by:

Novo Nordisk A/S
DK-2880 Bagsvaerd
Denmark

For information about OZEMPIC contact:

Novo Nordisk Inc.
800 Scudders Mill Road
Plainsboro, NJ 08536
1-888-693-6742

Version: 4

OZEMPIC® and NovoFine® are registered trademarks of Novo Nordisk A/S.

PATENT Information: <http://novonordisk-us.com/patients/products/product-patents.html>

© 2023 Novo Nordisk

This Instructions for Use has been approved by the U.S. Food and Drug Administration.

Revised: September/2023

COVER PAGE INFORMATION

OZEMPIC®
(semaglutide)
injection
4 mg/3 mL (1.34 mg/mL)
Prefilled pen

Pen delivers doses in 1 mg increments only

