



### Important

You must complete your test and return it to an appropriate drop box by 8 PM on the same day you register. **Samples dropped off after 8 PM will be discarded!** Find drop box locations near you at [testyourself.dc.gov](https://testyourself.dc.gov)

### How to Use this Kit

키트 사용 지침을 보려면 다음을 방문하십시오.

Để được hướng dẫn sử dụng bộ dụng cụ của bạn, hãy truy cập

Pour obtenir des instructions sur l'utilisation de votre kit, visitez

ኪትዎን ለመጠቀም መመሪያዎች፡ ይጎብኙ

Para obtener instrucciones sobre cómo usar su kit, visite;

单击此处获取使用测试套件的说明

[testyourself.dc.gov](https://testyourself.dc.gov)

Carefully read all the instructions before beginning self-collection. If you are a parent or guardian collecting a sample for a child ages 2-13, please read the instructions (on the reverse side) carefully and follow the directions step by step for your child. If you are under 18 years of age, please ask your parent/guardian to review the instructions and provide assistance, including returning the kit to the closest drop box.

1. Visit [testyourself.dc.gov](https://testyourself.dc.gov) from your mobile phone or desktop computer.
2. Register your kit by performing the following steps:  
Enter the **BLUE** numbers printed on your sample tube when prompted on the website.  
Enter the **RED** numbers printed on your sample tube when prompted on the website.  
Provide your name, demographic information, and insurance information, if applicable.  
**Note: You MUST register your kit before you drop it off.**  
**If you do not, the sample will be discarded!**
3. Collect a nasal swab sample (instructions on reverse side) after carefully reviewing the instructions
4. Package the kit as specified on the reverse side.
5. Return the kit by 8 PM the same day you collect the sample to your closest drop box. Find locations near you at [testyourself.dc.gov](https://testyourself.dc.gov)  
(Reminder: You must register your kit before you drop it off.)
6. You will receive your results by email (and text, if you opt in).

\*Insurance information is not required. By providing insurance information, the District of Columbia will seek reimbursement for the cost of testing from your insurance company, you will not be responsible for any charges, to include co-pays, regardless of whether you provide insurance information.

For In Vitro Diagnostic Use. For use under Emergency Use Authorization (EUA) only. Kit Intended Use: The Test Yourself DC At-Home COVID-19 Collection kit is intended for use with individual anterior nasal swab specimens from individuals 18 years and older (self-collected), anyone 14 years to 17 years of age (self-collected under adult supervision), or anyone 2 years to 13 years of age (collected with adult assistance) including for use by such individuals without symptoms or other reasons to suspect COVID-19.

Sample tube contains saline. Avoid contact with eyes and keep out of reach of children.



At-Home COVID-19 Collection Kit

# TEST YOURSELF DC

DC Health  
899 North Capitol Street NE, Suite 500  
Washington, DC 20002

**Test results are generally available 2-3 days after you drop off your test.**  
**For support, please contact DC Health by email at [testingresults@dc.gov](mailto:testingresults@dc.gov) or call the DC Health Covid Support Line at (855) 363-0333**

This product has not been FDA cleared or approved, but has been authorized for emergency use by FDA under an EUA for use by the authorized laboratory;

This product has been authorized only for the detection of nucleic acid from SARS-CoV-2, not for any other viruses or pathogens; and,

The emergency use of this product is only authorized for the duration of the declaration that circumstances exist justifying the authorization of emergency use of in vitro diagnostics under Section 564(b)(1) of the Federal Food, Drug, and Cosmetic Act, 21 U.S.C. § 360bbb-3(b)(1), unless the declaration is terminated or authorization is revoked sooner.

WE ARE WASHINGTON  
GOVERNMENT OF THE DISTRICT OF COLUMBIA  
DC MURIEL BOWSER, MAYOR

# TEST YOURSELF DC At-Home COVID-19 Collection Kit: Collection Instructions

For use under Emergency Use Authorization (EUA) only.  
For In Vitro Diagnostic Use

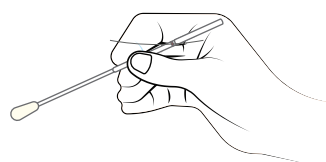


**1. Carefully read all the instructions before beginning the self-collection.** If you are a parent or guardian collecting a sample for a child ages 2-13, please read instructions carefully and follow directions step by step. If you are under 18, ask your parent or guardian for help with these instructions.

**2. When you are ready to collect your sample, register your kit online at [testyourself.dc.gov](https://testyourself.dc.gov) and enter the blue test code and red specimen ID numbers found on the specimen tube, in addition to the requested demographic information! Your kit MUST be registered PRIOR to returning your sample, otherwise it will be discarded!**

**3. Visit [testyourself.dc.gov](https://testyourself.dc.gov) to view drop box locations. You MUST bring your sample to a drop box on the same day you collect it, before 8 PM.** If you are under 18, ask your parent or guardian to assist locating/returning the sample to your nearest drop box.

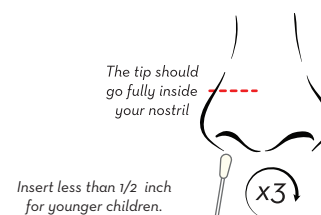
**4. Wash and dry (or use sanitizer) your hands before continuing. Place all items on a clean surface.**



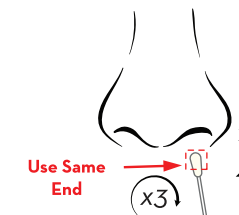
**5. Remove the swab from the package and hold the swab by the shaft. Do not touch the swab tip.**



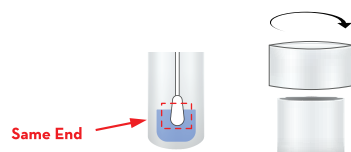
**6. Unscrew the top of the sample tube. Hold the swab in one hand and the collection tube in the other. Be careful not to spill the liquid. Do not drink the liquid.**



**7. Insert the tip of the swab into one nostril - the tip of the swab should be only be inserted until the swab is no longer visible.** Rotate the swab in a circle around the entire inner surface of your nostril at least three times. When collecting a sample for a child, be careful not to insert the swab too far into the nostril.



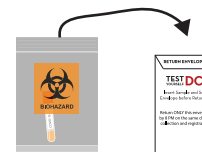
**8. Remove the swab from your nostril. Repeat the swabbing procedure (step 7) in your other nostril using the same end of swab as before.**



**9. Remove the swab from your second nostril and place the swab in the sample tube.** The end of the swab that was in your nose should go in the tube first so that the tip end is sitting in the liquid. Screw the top of the collection tube on tightly.



**10. Wash and dry your hands thoroughly again (or use sanitizer).** Insert the sample tube into the biohazard specimen bag. Do not remove the absorbent pad in the bag. Seal the biohazard specimen bag by closing the zip lock seal completely.



**11. Insert the biohazard specimen bag into the return envelope.** Remove the adhesive strip and seal the envelope. Be sure to keep the collection instructions in case you need help retrieving your results. All other materials may be discarded.



**12. Drop the return envelope in one of the District's specimen collection drop boxes by 8 PM the same day you collect your sample. Your sample MUST be collected the same day it is dropped off, and your sample must be registered prior to drop off. You can find the closest drop box at [testyourself.dc.gov](https://testyourself.dc.gov)**

# TEST YOURSELF DC

## At-Home COVID-19 Collection Kit

Visit [coronavirus.dc.gov/testing](https://coronavirus.dc.gov/testing) for additional ways to be tested.

[testyourself.dc.gov](https://testyourself.dc.gov)

# DC | HEALTH

GOVERNMENT OF THE DISTRICT OF COLUMBIA

 GOVERNMENT OF THE  
DISTRICT OF COLUMBIA  
**MURIEL BOWSER, MAYOR**

For use under Emergency Use Authorization (EUA) only. For in vitro diagnostic use.

# TEST YOURSELF DC

EXP DATE

Must be 18 or older to obtain this kit. This product is intended for use with individual anterior nasal swab specimens from individuals 18 years and older (self-collected), 14 years and older (self-collected under adult supervision), or 2 years and older (collected with adult assistance) including individuals without symptoms or other reasons to suspect COVID-19.

## Kit Includes:



Sample Tube



Swab



Biohazard Bag



Return Envelope



Instruction card

Prior to use, kit must be stored at 15° - 30° C. Once a sample is collected, kit may be returned to any TestYourself DC Drop box according to enclosed instructions regardless of outdoor temperature.

*The contents of your kit may vary slightly in appearance and colors from what is shown.*

### For in vitro diagnostic use. For use under Emergency Use Authorization (EUA)

This product has not been FDA cleared or approved, but has been authorized for emergency use by FDA under an EUA for use by the authorized laboratory;

This product has been authorized only for the detection of nucleic acid from SARS-CoV-2, not for any other viruses or pathogens; and,

The emergency use of this product is only authorized for the duration of the declaration that circumstances exist justifying the authorization of emergency use of in vitro diagnostics under Section 564(b)(1) of the Federal Food, Drug, and Cosmetic Act, 21 U.S.C. § 360bbb-3(b)(1), unless the declaration is terminated or authorization is revoked sooner.

899 N. Capitol Street NE, Suite 500 Washington DC 20002

**DC | HEALTH**  
GOVERNMENT OF THE DISTRICT OF COLUMBIA

WE ARE WASHINGTON  
GOVERNMENT OF THE DISTRICT OF COLUMBIA  
**MURIEL BOWSER, MAYOR**