

Firearm injury includes homicides, suicides, unintentional injury, undetermined manner, and other.

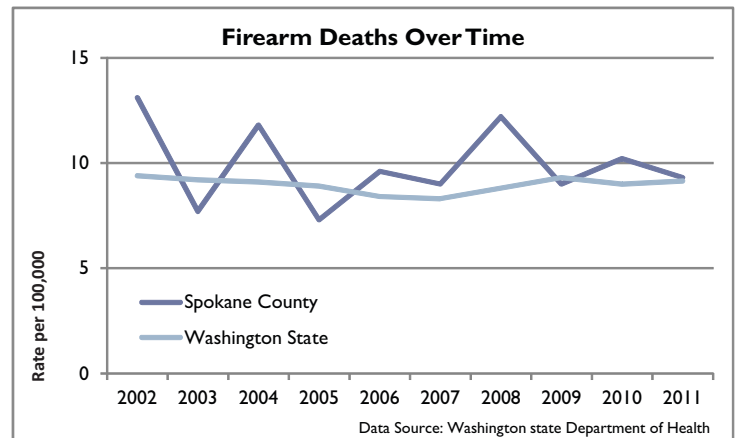

Overall Firearm Deaths and Injuries

During 2007-2011, there were 2,971 deaths from gun violence in Washington state. Among those, 231 (7.8%) were Spokane County residents. This is proportionate to the population of Spokane County to Washington state (7.0%). Statewide, 111 of the gun violence deaths were children younger than 18 years of age (4%), including three from Spokane County (1%).

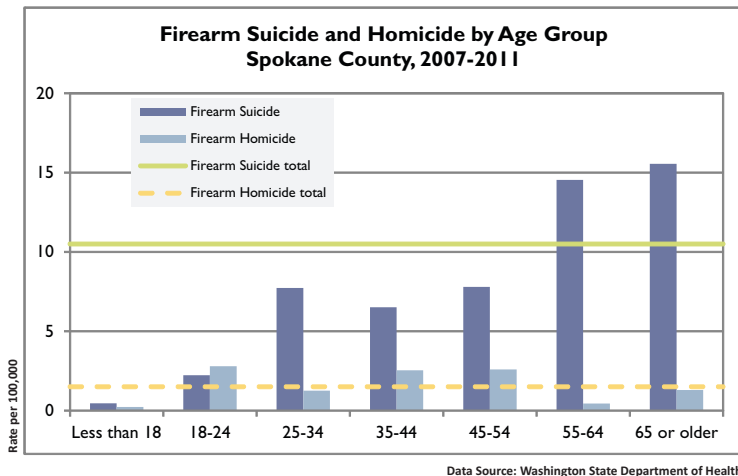
The firearm death rate in Spokane County during 2007-2011 was more variable than the Washington state rate. There was no significant difference in the Spokane County rate or the Washington state rate. There was no linear trend in the firearm death rates over the last 10 years.¹

On average, there are more firearm deaths each year in Spokane County than deaths from a motor vehicle crash (MVC). During 2007-2011, there were 194 MVC deaths compared to 231 firearm deaths.¹

Suicide accounted for the majority of firearm deaths in Spokane County during 2007-2011; 81% were suicide, 12% were homicide, 3% were unintentional, and 4% were other or undetermined manner.¹ Among the 89 nonfatal firearm injuries during 2007-2011 that required hospitalization, 48% were unintentional, 34% were assault, 9% were suicide, and 9% were other or undetermined manner.



Spokane County 2007-2011



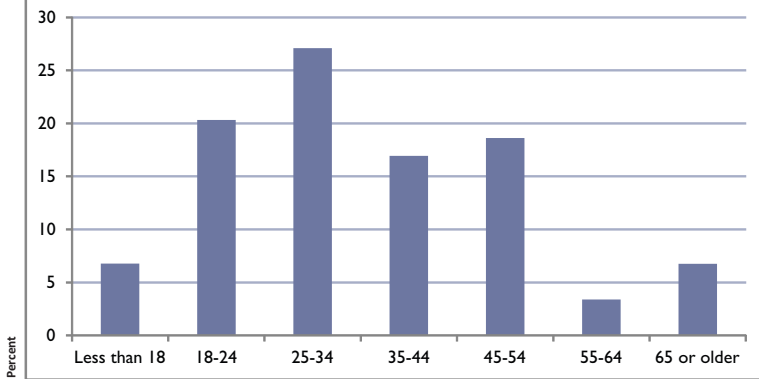
Homicide¹

- ◆ Firearms were responsible for four in 10 homicides.
- ◆ During the five year period, 27 residents were killed by firearms. Of those, one was a child younger than 18 years of age.
- ◆ Firearm homicide rates were highest among adults 18-24 years of age and 35-54 years of age.
- ◆ Males were three times more likely than females to die from firearm homicide.

Suicide¹

- ◆ In Spokane County, 52% of suicides occurred with guns.
- ◆ During the five-year period, 188 residents committed suicide by a firearm. Of those, two were younger than 18 years of age.
- ◆ Suicide gun deaths increased with age, reaching a rate of 21 per 100,000 in people 65 years of age or older.
- ◆ Firearm suicide rates were 8.6 times higher for males than females.

**ED Visits for a Firearm Injury by Age Group
Spokane County, 2011**



Data Source: INHS, Meditech data

In 2011, emergency departments (ED) in Spokane County hospitals treated 59 firearm injuries. Approximately half (54%) of the people with a firearm injury were admitted to the hospital. A little more than one in four firearm injury ED visits were among individuals 25-34 years of age.

During 2007-2011, 102 Spokane County residents were hospitalized with a firearm injury. Of those, 13 died during the hospitalization (13%).

Economic Costs

In Spokane County during 2007-2011, the average annual cost for firearm injuries, including medical expenses and lost productivity at work, was \$55 million for fatalities and \$9 million for non-fatal injuries.

The average charge for a firearm hospitalization was \$50,000.³

Gun Availability

In 2009, firearms were present in approximately 45% of Spokane County households (83,000 homes).

One in four households (26%) with firearms stored them loaded and 19% stored them loaded and unlocked.⁵

Among Spokane County 12th grade students in 2012, 3% reported they had carried a gun in the last month; 1% had carried a gun six or more times.

One in four 12th grade students reported it would be very easy (12%) or sort of easy (12%) to get a handgun if they wanted.

THINK ABOUT...

Firearm Policy in Washington State

In 1993 the Washington state legislature preempted local cities and counties from enacting firearm laws with the exception of prohibiting new gun shops within close proximity to schools.

In Washington state there is:

- No background check required prior to the transfer of a firearm between private parties.
- No prohibition on the possession of assault weapons, 50 caliber rifles, or large capacity ammunition magazines.
- No permit or license required for handguns.
- No Child Access Prevention (safe storage) law.
- No limit on the number of handguns that can be purchased at one time.

Sources:

¹ Washington state Department of Health, Center for Health Statistics, Death Certificates, 2007-2011

² Inland Northwest Health Services, Meditech data, 2011. Data analysis by Spokane Regional Health District.

³ Washington State Department of Health, Comprehensive Hospital Abstract Reporting System (CHARS), 2007-2011.

⁴ Cost estimates due to firearms were obtained from the Centers for Disease control and Prevention Web-based Injury Statistics Query and Reporting System (WISQARSTM) Cost of Injury Module by applying Spokane County case counts to national average costs. Medical costs will be underestimated as they do not include emergency department use or mental health costs. <http://www.cdc.gov/injury/wisqars/>

⁵ Centers for Disease Control and Prevention (CDC). Behavioral Risk Factor Surveillance System Survey Data. Atlanta, Georgia: U.S. Department of Health and Human Services Centers for Disease Control and Prevention, 2009.

⁶ Washington state Department of Health, Healthy Youth Survey, 2012.